

Compal Confidential

PEW71_81_91 UMA <LA-6582P> M/B Schematics Document

Intel Arrandale Processor with DDRIII + Ibex Peak-M

2010-07-08

REV: 1.0

<http://shop36609371.taobao.com/>
QQ: 52643956

Security Classification	Compal Secret Data			Compal Electronics, Inc.		
Issued Date	2009/5/12	Deciphered Date	2010/04/15	Title	Cover Page	
THIS SHEET OF ENGINEERING DRAWING IS THE PROPRIETARY PROPERTY OF COMPAL ELECTRONICS, INC. AND CONTAINS CONFIDENTIAL AND TRADE SECRET INFORMATION. THIS SHEET MAY NOT BE TRANSFERRED FROM THE CUSTODY OF THE COMPETENT DIVISION OF R&D DEPARTMENT EXCEPT AS AUTHORIZED BY COMPAL ELECTRONICS, INC. NEITHER THIS SHEET NOR THE INFORMATION IT CONTAINS MAY BE USED BY OR DISCLOSED TO ANY THIRD PARTY WITHOUT PRIOR WRITTEN CONSENT OF COMPAL ELECTRONICS, INC.				Size	Document Number	Rev
				Custom	PEW71 M/B LA-6582P Schematic	1.0
				Date:	Thursday, July 08, 2010	Sheet 1 of 48

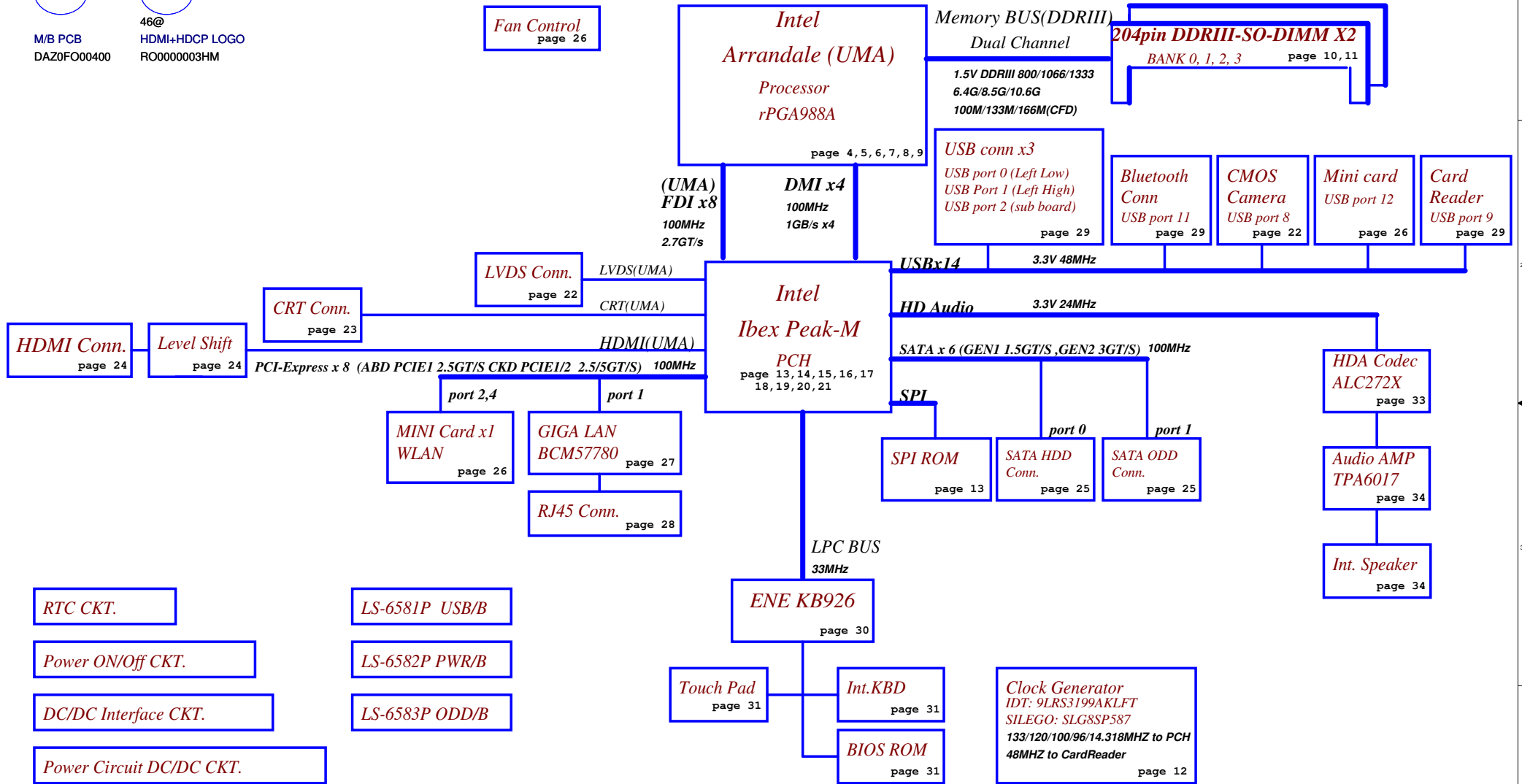
Compal Confidential

Model Name PEW71_81_91 UMA

File Name : LA-6582P

ZZZ1
M/B PCB
DAZ0FO00400

ZZZ2
46@
HDMI+HDCP LOGO
RC0000003HM



<http://shop36609371.taobao.com/>
QQ: 52643956

Security Classification		Compal Secret Data		Compal Electronics, Inc.	
Issued Date	2009/5/12	Deciphered Date	2010/04/15	Title	
THIS SHEET OF ENGINEERING DRAWING IS THE PROPRIETARY PROPERTY OF COMPAL ELECTRONICS, INC. AND CONTAINS CONFIDENTIAL AND TRADE SECRET INFORMATION. THIS SHEET MAY NOT BE TRANSFERRED FROM THE CUSTODY OF THE COMPETENT DIVISION OF R&D DEPARTMENT EXCEPT AS AUTHORIZED BY COMPAL ELECTRONICS, INC. NEITHER THIS SHEET NOR THE INFORMATION IT CONTAINS MAY BE USED BY OR DISCLOSED TO ANY THIRD PARTY WITHOUT PRIOR WRITTEN CONSENT OF COMPAL ELECTRONICS, INC.				Size B	Document Number
				PEW71 M/B LA-6582P Schematic	Rev 1.0
				Date: Thursday, July 08, 2010	Sheet 2 of 48

Voltage Rails

Power Plane	Description	S1	S3	S5
VIN	Adapter power supply (19V)	N/A	N/A	N/A
B+	AC or battery power rail for power circuit.	N/A	N/A	N/A
+CPU_CORE	Core voltage for CPU	ON	ON	OFF
+0.75VS	0.75V switched power rail for DDR terminator	ON	OFF	OFF
+1.05VS	1.05V switched power rail for PCH	ON	OFF	OFF
+1.05VS_VTT	1.05V switched power rail (1.05 for AUB CPU)	ON	OFF	OFF
+1.5V	1.5V power rail for DDRIII	ON	ON	OFF
+1.5VS	1.5V switched power rail	ON	OFF	OFF
+1.8VS	1.8V switched power rail	ON	OFF	OFF
+3VALW	3.3V always on power rail	ON	ON	ON*
+3V_LAN	3.3V power rail for LAN	ON	ON	ON*
+3VS	3.3V switched power rail	ON	OFF	OFF
+5VALW	5V always on power rail	ON	ON	ON*
+5VS	5V switched power rail	ON	OFF	OFF
+VSB	VSB always on power rail	ON	ON	ON*
+RTCVCC	RTC power	ON	ON	ON

Note : ON* means that this power plane is ON only with AC power available, otherwise it is OFF.

External PCI Devices

Device	IDSEL#	REQ#/GNT#	Interrupts

EC SM Bus1 address

EC SM Bus2 address

Device	Address	Device	Address
Smart Battery	0001 011X b		

Ibex SM Bus address

Device	Address
Clock Generator (9LRS3199AKLFT, SLG8SP587)	1101 0010b
DDR DIMM0	1001 000Xb
DDR DIMM2	1001 010Xb

STATE	SIGNAL	SIGNAL					+VALW	+V	+VS	Clock
		SLP_S1#	SLP_S3#	SLP_S4#	SLP_S5#					
Full ON		HIGH	HIGH	HIGH	HIGH	ON	ON	ON	ON	
S1 (Power On Suspend)		LOW	HIGH	HIGH	HIGH	ON	ON	ON	LOW	
S3 (Suspend to RAM)		LOW	LOW	HIGH	HIGH	ON	ON	OFF	OFF	
S4 (Suspend to Disk)		LOW	LOW	LOW	HIGH	ON	OFF	OFF	OFF	
S5 (Soft OFF)		LOW	LOW	LOW	LOW	ON	OFF	OFF	OFF	

Project ID / Board ID Table for EC-AD channel

Vcc	3.3V +/- 5%					
Ra/Rc	100K +/- 5%					
	Rb / Rd	VAD_BID min	VAD_BID typ	VAD_BID max	Board ID	Project ID
0	0	0 V	0 V	0 V	0.1	Original NEW70/80/90/50/71/91
1	8.2K +/- 5%	0.216 V	0.250 V	0.289 V	0.2	PEW71/81/91 Audio Mono/Crystal
2	18K +/- 5%	0.436 V	0.503 V	0.538 V	0.3	
3	33K +/- 5%	0.712 V	0.819 V	0.875 V	1.0	
4	56K +/- 5%	1.036 V	1.185 V	1.264 V		
5	100K +/- 5%	1.453 V	1.650 V	1.759 V		
6	200K +/- 5%	1.935 V	2.200 V	2.341 V		PEW71/81/91 Audio Mono/SUSCLK
7	NC	2.500 V	3.300 V	3.300 V		NEW71/91 Optumis

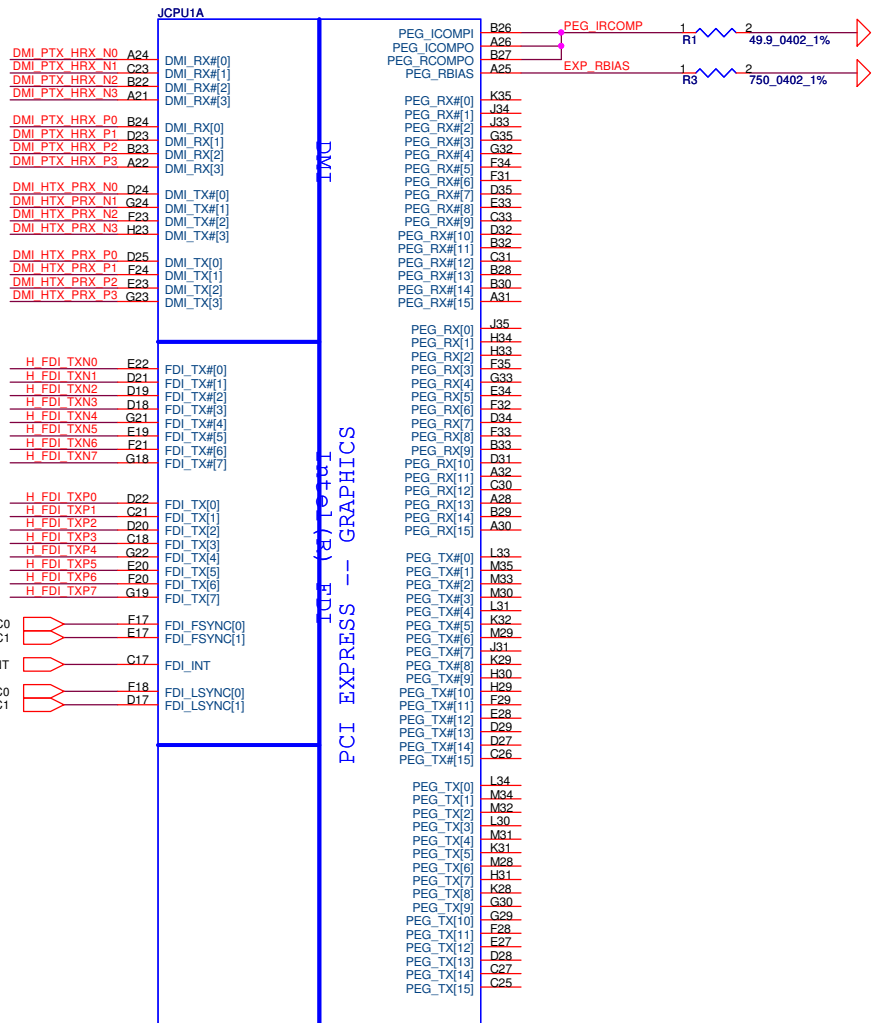
BTO Option Table

BTO Item	BOM Structure
HDMI	HDMI@

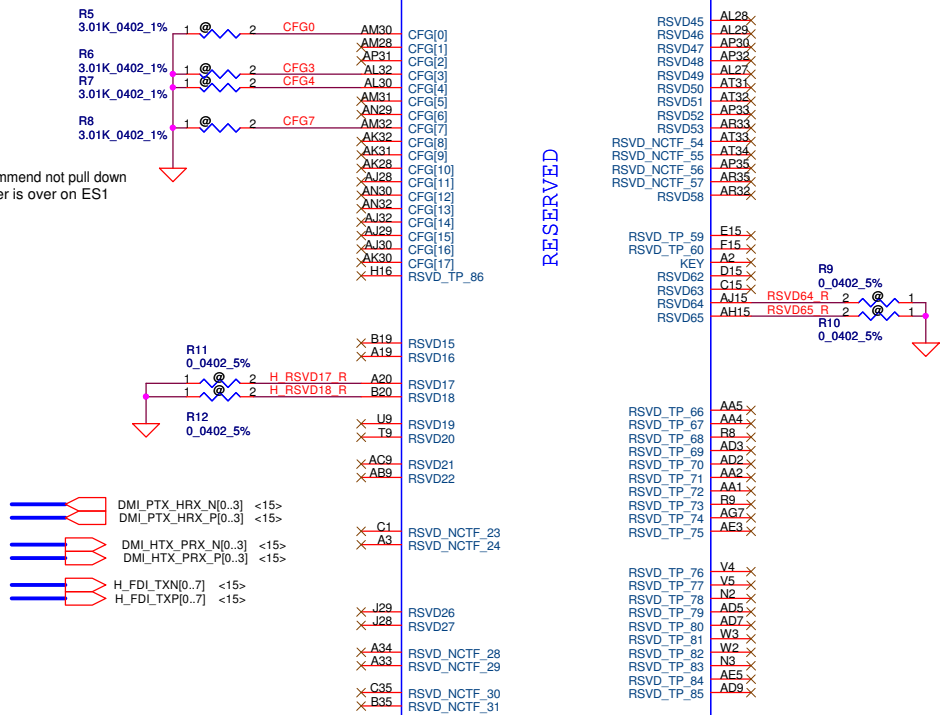
USB Port Table

USB 2.0	USB 1.1	Port	4 External USB Port	3 External USB Port
EHCI1	UHCI0	0	Ext1 Left Low USB	Ext1 Left Low USB
		1	Ext2 Left High USB	Ext2 Left High USB
		2	Ext3 Right USB	Ext3 Right USB
	UHCI1	3		
		4		
		5		
6				
EHCI2	UHCI3	7		
		8	Camera	Camera
	UHCI4	9	Card Reader	Card Reader
		10		
		11	Blue Tooth	Blue Tooth
	UHCI5	12	1st Min-Card	1st Min-Card
		13		

Security Classification	Compal Secret Data		Compal Electronics, Inc.	
Issued Date	2009/08/01	Deciphered Date	2010/08/01	Title
THIS SHEET OF ENGINEERING DRAWING IS THE PROPRIETARY PROPERTY OF COMPAL ELECTRONICS, INC. AND CONTAINS CONFIDENTIAL AND TRADE SECRET INFORMATION. THIS SHEET MAY NOT BE TRANSFERRED FROM THE CUSTODY OF THE COMPETENT DIVISION OF R&D DEPARTMENT EXCEPT AS AUTHORIZED BY COMPAL ELECTRONICS, INC. NEITHER THIS SHEET NOR THE INFORMATION IT CONTAINS MAY BE USED BY OR DISCLOSED TO ANY THIRD PARTY WITHOUT PRIOR WRITTEN CONSENT OF COMPAL ELECTRONICS, INC.				Notes List
Size B	Document Number	Rev	PEW71 M/B LA-6582P Schematic 1.0	
Date:	Thursday, July 08, 2010	Sheet	3	of 48



IC:AUB_CFD_rPGA,R1P0
CONN@



IC:AUB_CFD_rPGA,R1P0
CONN@

eDP Signals Mapping

eDP Signal	PEG Singals	Lane Reversal
eDP_TX0	PEG HTX_C_GRX_P15	PEG HTX_C_GRX_P0
eDP_TX#0	PEG HTX_C_GRX_N15	PEG HTX_C_GRX_N0
eDP_TX1	PEG HTX_C_GRX_P14	PEG HTX_C_GRX_P1
eDP_TX#1	PEG HTX_C_GRX_N14	PEG HTX_C_GRX_N1
eDP_TX2	PEG HTX_C_GRX_P13	PEG HTX_C_GRX_P2
eDP_TX#2	PEG HTX_C_GRX_N13	PEG HTX_C_GRX_N2
eDP_TX3	PEG HTX_C_GRX_P12	PEG HTX_C_GRX_P3
eDP_TX#3	PEG HTX_C_GRX_N12	PEG HTX_C_GRX_N3
eDP_AUX	PEG GTX_C_HRX_P13	PEG GTX_C_HRX_P2
eDP_AUX#	PEG GTX_C_HRX_N13	PEG GTX_C_HRX_N2
eDP_HPD#	PEG GTX_C_HRX_P12	PEG GTX_C_HRX_P3

CFG0 - PCI-Express Configuration Select

*1:Single PEG
0: bifurcation enabled

CFG3 - PCI-Express Static Lane Reversal

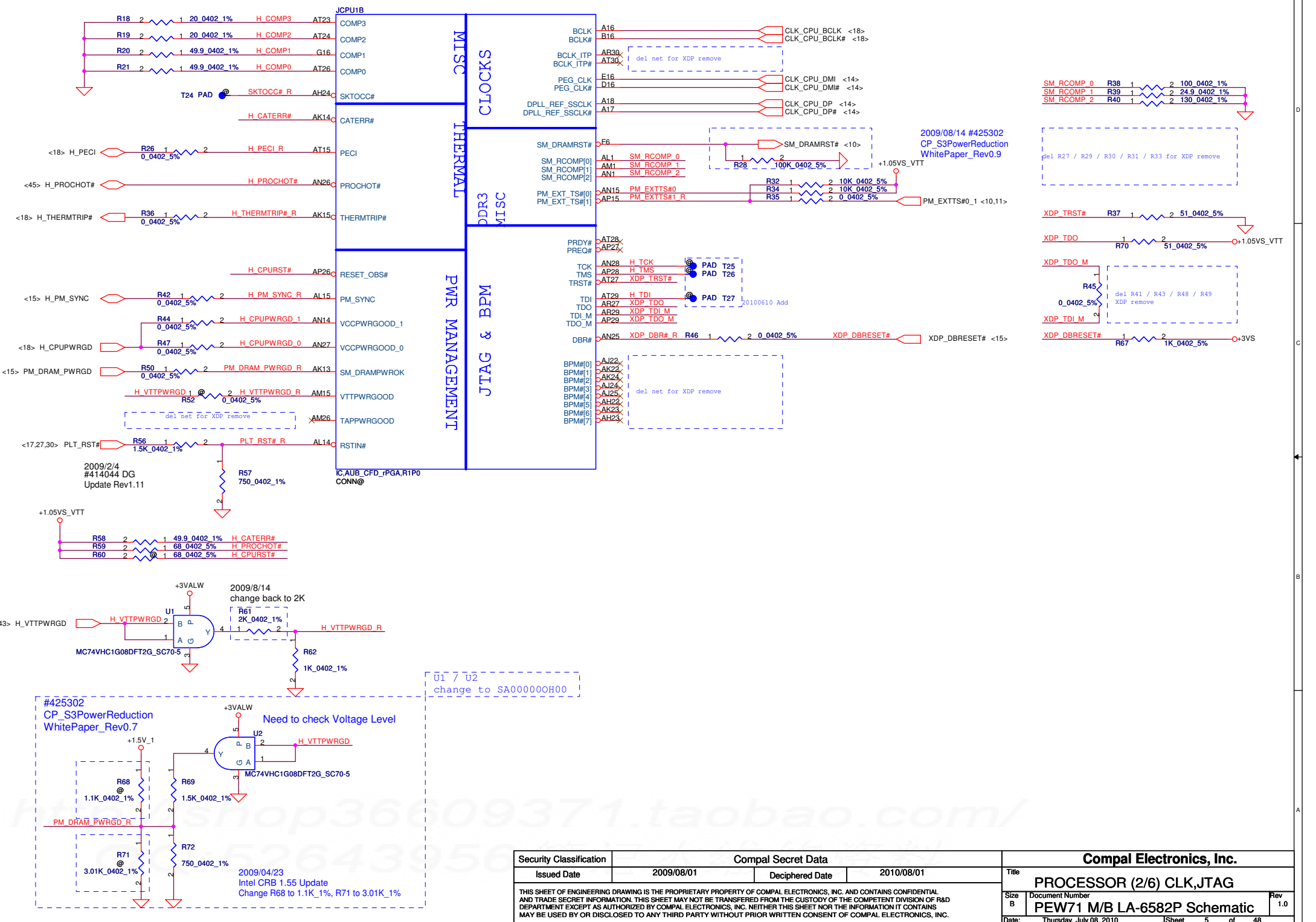
*1 :Normal Operation
0 :Lane Numbers Reversed
15 -> 0, 14 -> 1, ...

CFG4 - Display Port Presence

*1:Disabled; No Physical Display Port attached to Embedded Display Port
0:Enabled; An external Display Port device is connected to the Embedded Display Port

**Default

Security Classification		Compal Secret Data		Title	
Issued Date	2009/08/01	Deciphered Date	2010/08/01	PROCESSOR (1/6) DMI,FDI,PEG	
THIS SHEET OF ENGINEERING DRAWING IS THE PROPRIETARY PROPERTY OF COMPAL ELECTRONICS, INC. AND CONTAINS CONFIDENTIAL AND TRADE SECRET INFORMATION. THIS SHEET MAY NOT BE TRANSFERRED FROM THE CUSTODY OF THE COMPETENT DIVISION OF R&D DEPARTMENT EXCEPT AS AUTHORIZED BY COMPAL ELECTRONICS, INC. NEITHER THIS SHEET NOR THE INFORMATION IT CONTAINS MAY BE USED BY OR DISCLOSED TO ANY THIRD PARTY WITHOUT PRIOR WRITTEN CONSENT OF COMPAL ELECTRONICS, INC.				Size	Document Number
				B	PEW71 M/B LA-6582P Schematic
				Date:	Thursday, July 08, 2010
				Sheet	4 of 48
				Rev	1.0



Security Classification		Compal Secret Data	
Issued Date	2009/08/01	Deciphered Date	2010/08/01
THIS SHEET OF ENGINEERING DRAWING IS THE PROPRIETARY PROPERTY OF COMPAL ELECTRONICS, INC. AND CONTAINS CONFIDENTIAL AND TRADE SECRET INFORMATION. THIS SHEET MAY NOT BE TRANSFERRED FROM THE CUSTODY OF THE COMPETENT DIVISION OF R&D DEPARTMENT EXCEPT AS AUTHORIZED BY COMPAL ELECTRONICS, INC. NEITHER THIS SHEET NOR THE INFORMATION IT CONTAINS MAY BE USED BY OR DISCLOSED TO ANY THIRD PARTY WITHOUT PRIOR WRITTEN CONSENT OF COMPAL ELECTRONICS, INC.			

Compal Electronics, Inc.			
Title PROCESSOR (2/6) CLK,JTAG			
Size	Document Number	Rev	
B	PEW71 M/B LA-6582P Schematic	1.0	
Date:	Thursday, July 08, 2010	Sheet	5 of 48

<10> DDR_A_D[0..63]
 <10> DDR_A_DM[0..7]
 <10> DDR_A_DQS[0..7]
 <10> DDR_A_MA[0..15]

JCPU1C

DDR A D0 A10
 DDR A D1 C10
 DDR A D2 C7
 DDR A D3 A7
 DDR A D4 B10
 DDR A D5 D10
 DDR A D6 E10
 DDR A D7 A8
 DDR A D8 D8
 DDR A D9 F10
 DDR A D10 E2
 DDR A D11 SA_DQ[10]
 DDR A D12 E9
 DDR A D13 B7
 DDR A D14 E7
 DDR A D15 C6
 DDR A D16 H10
 DDR A D17 G8
 DDR A D18 K7
 DDR A D19 J8
 DDR A D20 G7
 DDR A D21 G10
 DDR A D22 J7
 DDR A D23 J10
 DDR A D24 L7
 DDR A D25 M6
 DDR A D26 M8
 DDR A D27 L9
 DDR A D28 L6
 DDR A D29 K8
 DDR A D30 N8
 DDR A D31 P9
 DDR A D32 AH5
 DDR A D33 AF5
 DDR A D34 AK6
 DDR A D35 AF6
 DDR A D36 AG5
 DDR A D37 AG5
 DDR A D38 AJ7
 DDR A D39 AJ6
 DDR A D40 AJ10
 DDR A D41 AJ9
 DDR A D42 AL10
 DDR A D43 AK12
 DDR A D44 AK8
 DDR A D45 AL7
 DDR A D46 AK11
 DDR A D47 AL8
 DDR A D48 AN8
 DDR A D49 AM10
 DDR A D50 AR11
 DDR A D51 AL11
 DDR A D52 AM9
 DDR A D53 AN9
 DDR A D54 AT11
 DDR A D55 AP12
 DDR A D56 AM12
 DDR A D57 AN12
 DDR A D58 AM13
 DDR A D59 AT14
 DDR A D60 AT12
 DDR A D61 AL13
 DDR A D62 AR14
 DDR A D63 AP14
 SA_DQ[63]

DDR SYSTEM MEMORY A

SA_CK[0] AA6
 SA_CK#0 AA7
 SA_CKE[0] P7
 SA_CK[1] Y6
 SA_CK#1 Y6
 SA_CKE[1] P6
 SA_CS#0 CAE2
 SA_CS#1 CAE8
 SA_ODT[0] AD8
 SA_ODT[1] AF9
 SA_DM[0] B9
 SA_DM[1] D7
 SA_DM[2] LH7
 SA_DM[3] M7
 SA_DM[4] AG6
 SA_DM[5] AM7
 SA_DM[6] AN10
 SA_DM[7] AN13
 SA_DQS#0 C9
 SA_DQS#1 C9
 SA_DQS#2 C9
 SA_DQS#3 CAH7
 SA_DQS#4 CAK9
 SA_DQS#5 CAP11
 SA_DQS#6 CAP11
 SA_DQS#7 CAT13
 SA_DQS[0] C8
 SA_DQS[1] F9
 SA_DQS[2] LH9
 SA_DQS[3] MH9
 SA_DQS[4] AK10
 SA_DQS[5] AN11
 SA_DQS[6] AN11
 SA_DQS[7] AR13
 SA_MA[0] Y3
 SA_MA[1] W1
 SA_MA[2] AA8
 SA_MA[3] AA3
 SA_MA[4] V1
 SA_MA[5] AA9
 SA_MA[6] V8
 SA_MA[7] T1
 SA_MA[8] Y9
 SA_MA[9] U6
 SA_MA[10] AD4
 SA_MA[11] U3
 SA_MA[12] AG8
 SA_MA[13] T3
 SA_MA[14] T3
 SA_MA[15] V9
 DDR A CLK0 <10>
 DDR A_CLK0# <10>
 DDR A_CKE0 <10>
 DDR A_CLK1 <10>
 DDR A_CLK1# <10>
 DDR A_CKE1 <10>
 DDR A_CS0# <10>
 DDR A_CS1# <10>
 DDR A_ODT0 <10>
 DDR A_ODT1 <10>
 DDR A_DM0
 DDR A_DM1
 DDR A_DM2
 DDR A_DM3
 DDR A_DM4
 DDR A_DM5
 DDR A_DM6
 DDR A_DM7
 DDR A_DQS#0
 DDR A_DQS#1
 DDR A_DQS#2
 DDR A_DQS#3
 DDR A_DQS#4
 DDR A_DQS#5
 DDR A_DQS#6
 DDR A_DQS#7
 DDR A_DQS0
 DDR A_DQS1
 DDR A_DQS2
 DDR A_DQS3
 DDR A_DQS4
 DDR A_DQS5
 DDR A_DQS6
 DDR A_DQS7
 DDR A_MA0
 DDR A_MA1
 DDR A_MA2
 DDR A_MA3
 DDR A_MA4
 DDR A_MA5
 DDR A_MA6
 DDR A_MA7
 DDR A_MA8
 DDR A_MA9
 DDR A_MA10
 DDR A_MA11
 DDR A_MA12
 DDR A_MA13
 DDR A_MA14
 DDR A_MA15

IC_AUB_CFD_rPGA,R1P0
 CONN@

<11> DDR_B_D[0..63]
 <11> DDR_B_DM[0..7]
 <11> DDR_B_DQS[0..7]
 <11> DDR_B_MA[0..15]

JCPU1D

DDR B D0 B5
 DDR B D1 A5
 DDR B D2 C3
 DDR B D3 B3
 DDR B D4 E4
 DDR B D5 A6
 DDR B D6 C4
 DDR B D7 D4
 DDR B D8 D1
 DDR B D9 D2
 DDR B D10 F2
 DDR B D11 F1
 DDR B D12 F2
 DDR B D13 F5
 DDR B D14 F3
 DDR B D15 G4
 DDR B D16 H6
 DDR B D17 G2
 DDR B D18 J6
 DDR B D19 J3
 DDR B D20 G1
 DDR B D21 G5
 DDR B D22 J2
 DDR B D23 J1
 DDR B D24 J5
 DDR B D25 L3
 DDR B D26 M2
 DDR B D27 M1
 DDR B D28 K5
 DDR B D29 K4
 DDR B D30 M4
 DDR B D31 N5
 DDR B D32 AE1
 DDR B D33 AG1
 DDR B D34 AJ3
 DDR B D35 AK1
 DDR B D36 AG4
 DDR B D37 AG3
 DDR B D38 AJ4
 DDR B D39 AH4
 DDR B D40 AK3
 DDR B D41 AK4
 DDR B D42 AM6
 DDR B D43 AN2
 DDR B D44 AK5
 DDR B D45 AK2
 DDR B D46 AM4
 DDR B D47 AM3
 DDR B D48 AP3
 DDR B D49 AN5
 DDR B D50 AT4
 DDR B D51 AN6
 DDR B D52 AN4
 DDR B D53 AN5
 DDR B D54 AT5
 DDR B D55 AT6
 DDR B D56 AN7
 DDR B D57 AP6
 DDR B D58 AP8
 DDR B D59 AT9
 DDR B D60 AT7
 DDR B D61 AP9
 DDR B D62 AR10
 DDR B D63 AT10
 SB_DQ[0]
 SB_DQ[1]
 SB_DQ[2]
 SB_DQ[3]
 SB_DQ[4]
 SB_DQ[5]
 SB_DQ[6]
 SB_DQ[7]
 SB_DQ[8]
 SB_DQ[9]
 SB_DQ[10]
 SB_DQ[11]
 SB_DQ[12]
 SB_DQ[13]
 SB_DQ[14]
 SB_DQ[15]
 SB_DQ[16]
 SB_DQ[17]
 SB_DQ[18]
 SB_DQ[19]
 SB_DQ[20]
 SB_DQ[21]
 SB_DQ[22]
 SB_DQ[23]
 SB_DQ[24]
 SB_DQ[25]
 SB_DQ[26]
 SB_DQ[27]
 SB_DQ[28]
 SB_DQ[29]
 SB_DQ[30]
 SB_DQ[31]
 SB_DQ[32]
 SB_DQ[33]
 SB_DQ[34]
 SB_DQ[35]
 SB_DQ[36]
 SB_DQ[37]
 SB_DQ[38]
 SB_DQ[39]
 SB_DQ[40]
 SB_DQ[41]
 SB_DQ[42]
 SB_DQ[43]
 SB_DQ[44]
 SB_DQ[45]
 SB_DQ[46]
 SB_DQ[47]
 SB_DQ[48]
 SB_DQ[49]
 SB_DQ[50]
 SB_DQ[51]
 SB_DQ[52]
 SB_DQ[53]
 SB_DQ[54]
 SB_DQ[55]
 SB_DQ[56]
 SB_DQ[57]
 SB_DQ[58]
 SB_DQ[59]
 SB_DQ[60]
 SB_DQ[61]
 SB_DQ[62]
 SB_DQ[63]

DDR SYSTEM MEMORY - B

IC_AUB_CFD_rPGA,R1P0
 CONN@

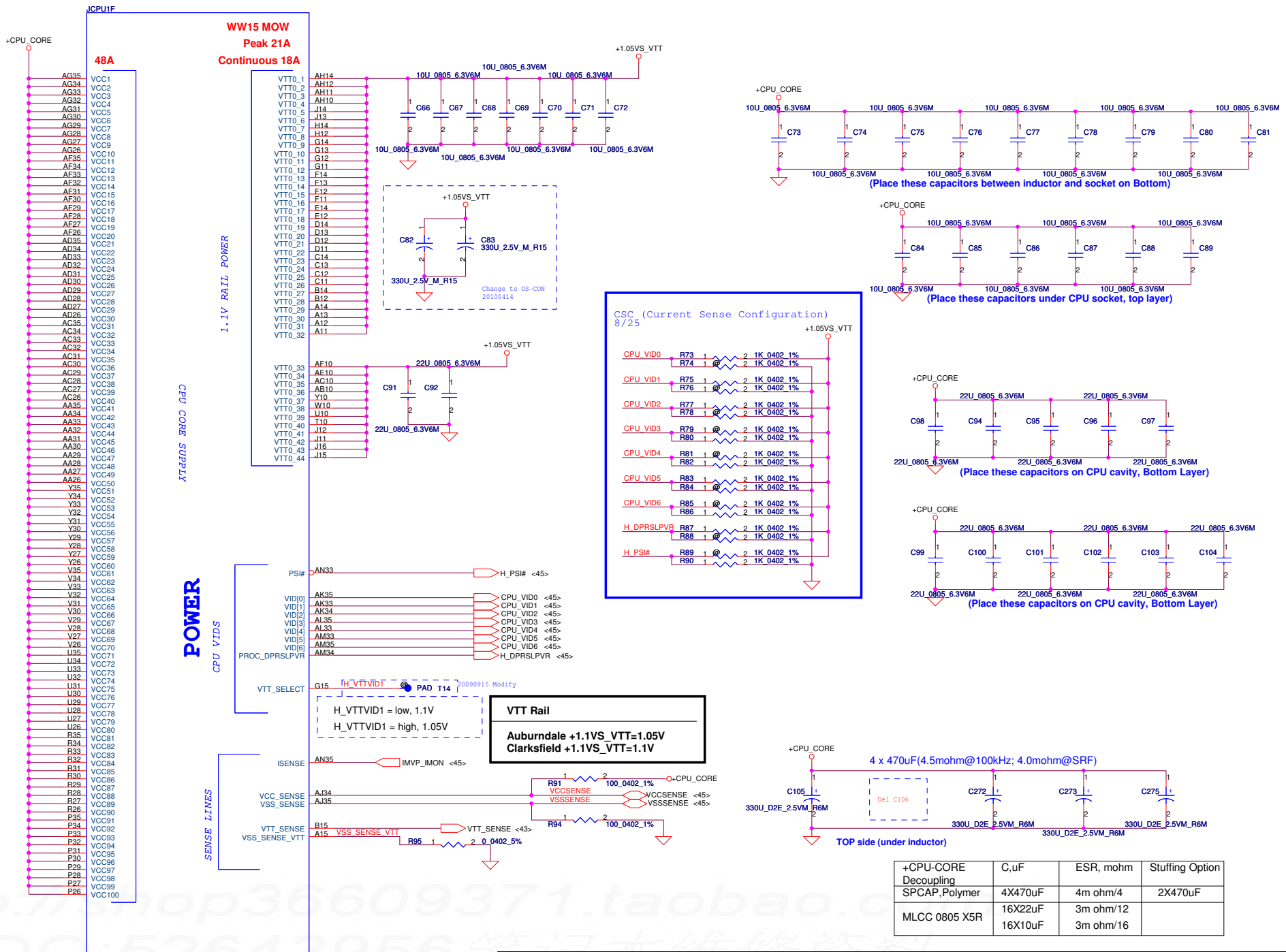
SB_CK[0] W8
 SB_CK#0 W9
 SB_CKE[0] M3
 SB_CK[1] V7
 SB_CK#1 V6
 SB_CKE[1] M2
 SB_CS#0 AB8
 SB_CS#1 AD6
 SB_ODT[0] AC7
 SB_ODT[1] AD1
 SB_DM[0] D4
 SB_DM[1] E1
 SB_DM[2] H3
 SB_DM[3] K1
 SB_DM[4] AH1
 SB_DM[5] AL2
 SB_DM[6] AR4
 SB_DM[7] AT8
 SB_DQS#0 D5
 SB_DQS#1 E4
 SB_DQS#2 D4
 SB_DQS#3 L4
 SB_DQS#4 AH2
 SB_DQS#5 AR5
 SB_DQS#6 AR8
 SB_DQS#7
 SB_DQS0
 SB_DQS1
 SB_DQS2
 SB_DQS3
 SB_DQS4
 SB_DQS5
 SB_DQS6
 SB_DQS7
 SB_MA[0] U5
 SB_MA[1] V2
 SB_MA[2] T6
 SB_MA[3] V6
 SB_MA[4] R1
 SB_MA[5] TR
 SB_MA[6] R2
 SB_MA[7] R6
 SB_MA[8] R4
 SB_MA[9] R5
 SB_MA[10] AB5
 SB_MA[11] P3
 SB_MA[12] R3
 SB_MA[13] AF7
 SB_MA[14] P5
 SB_MA[15] N1
 DDR B_CLK0 <11>
 DDR B_CLK0# <11>
 DDR B_CKE0 <11>
 DDR B_CLK1 <11>
 DDR B_CLK1# <11>
 DDR B_CKE1 <11>
 DDR B_CS0# <11>
 DDR B_CS1# <11>
 DDR B_ODT0 <11>
 DDR B_ODT1 <11>
 DDR B_DM0
 DDR B_DM1
 DDR B_DM2
 DDR B_DM3
 DDR B_DM4
 DDR B_DM5
 DDR B_DM6
 DDR B_DM7
 DDR B_DQS#0
 DDR B_DQS#1
 DDR B_DQS#2
 DDR B_DQS#3
 DDR B_DQS#4
 DDR B_DQS#5
 DDR B_DQS#6
 DDR B_DQS#7
 DDR B_DQS0
 DDR B_DQS1
 DDR B_DQS2
 DDR B_DQS3
 DDR B_DQS4
 DDR B_DQS5
 DDR B_DQS6
 DDR B_DQS7
 DDR B_MA0
 DDR B_MA1
 DDR B_MA2
 DDR B_MA3
 DDR B_MA4
 DDR B_MA5
 DDR B_MA6
 DDR B_MA7
 DDR B_MA8
 DDR B_MA9
 DDR B_MA10
 DDR B_MA11
 DDR B_MA12
 DDR B_MA13
 DDR B_MA14
 DDR B_MA15

<10> DDR_A_BS0
 <10> DDR_A_BS1
 <10> DDR_A_BS2

<10> DDR_A_CAS#
 <10> DDR_A_RAS#
 <10> DDR_A_WE#

<11> DDR_B_BS0
 <11> DDR_B_BS1
 <11> DDR_B_BS2
 <11> DDR_B_CAS#
 <11> DDR_B_RAS#
 <11> DDR_B_WE#

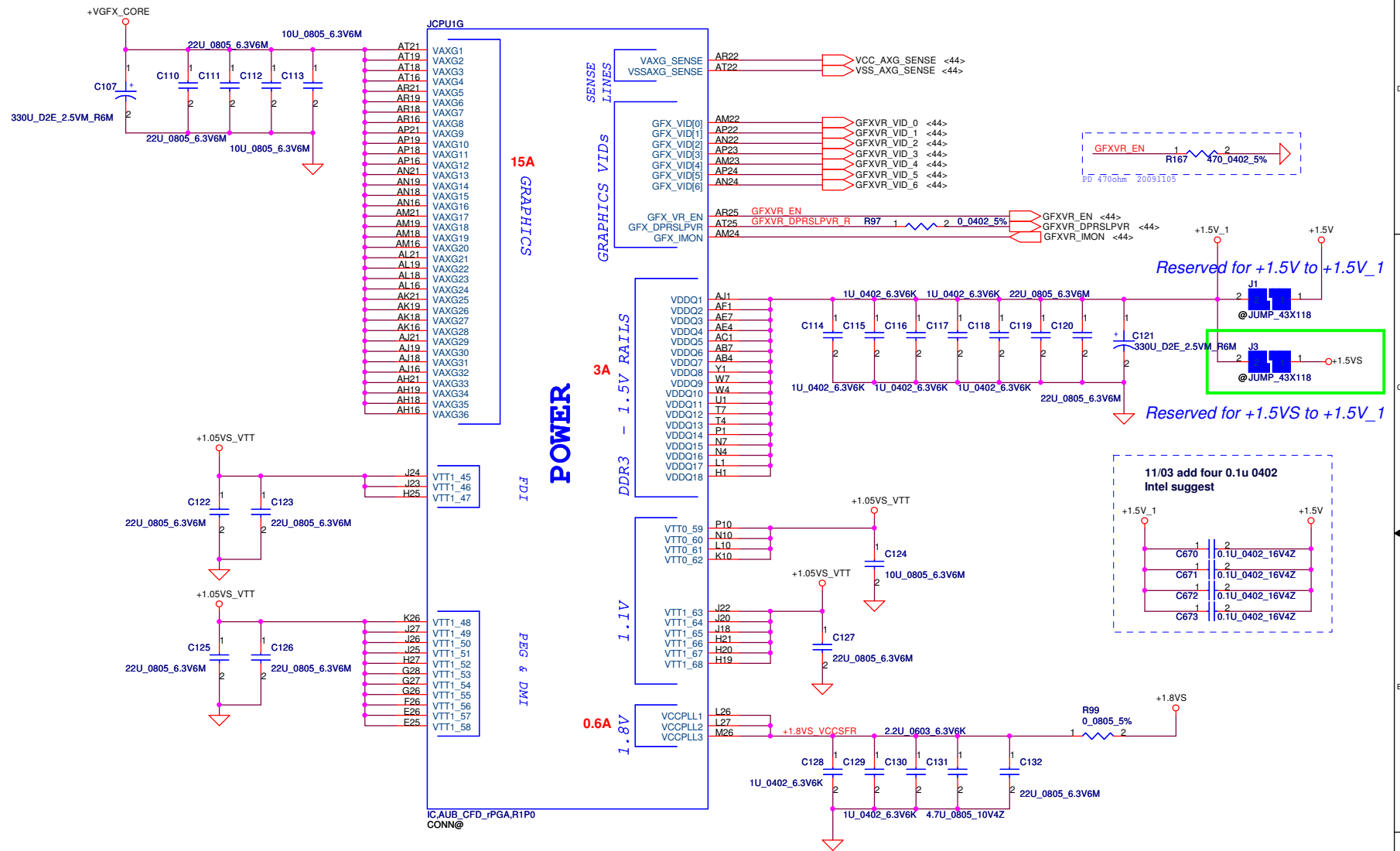
Security Classification		Compal Secret Data		Compal Electronics, Inc.	
Issued Date	2009/08/01	Deciphered Date	2010/08/01	Title	
THIS SHEET OF ENGINEERING DRAWING IS THE PROPRIETARY PROPERTY OF COMPAL ELECTRONICS, INC. AND CONTAINS CONFIDENTIAL AND TRADE SECRET INFORMATION. THIS SHEET MAY NOT BE TRANSFERRED FROM THE CUSTODY OF THE COMPETENT DIVISION OF R&D DEPARTMENT EXCEPT AS AUTHORIZED BY COMPAL ELECTRONICS, INC. NEITHER THIS SHEET NOR THE INFORMATION IT CONTAINS MAY BE USED BY OR DISCLOSED TO ANY THIRD PARTY WITHOUT PRIOR WRITTEN CONSENT OF COMPAL ELECTRONICS, INC.				PROCESSOR (3/6) DDRIII	
Size	Document Number	Date		Rev	
B	PEW71 M/B LA-6582P Schematic	Thursday, July 08, 2010		1.0	
				Sheet	6 of 48



IC_AUB_CFD_PGA_R1P0
CONN@

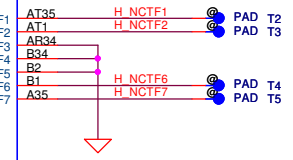
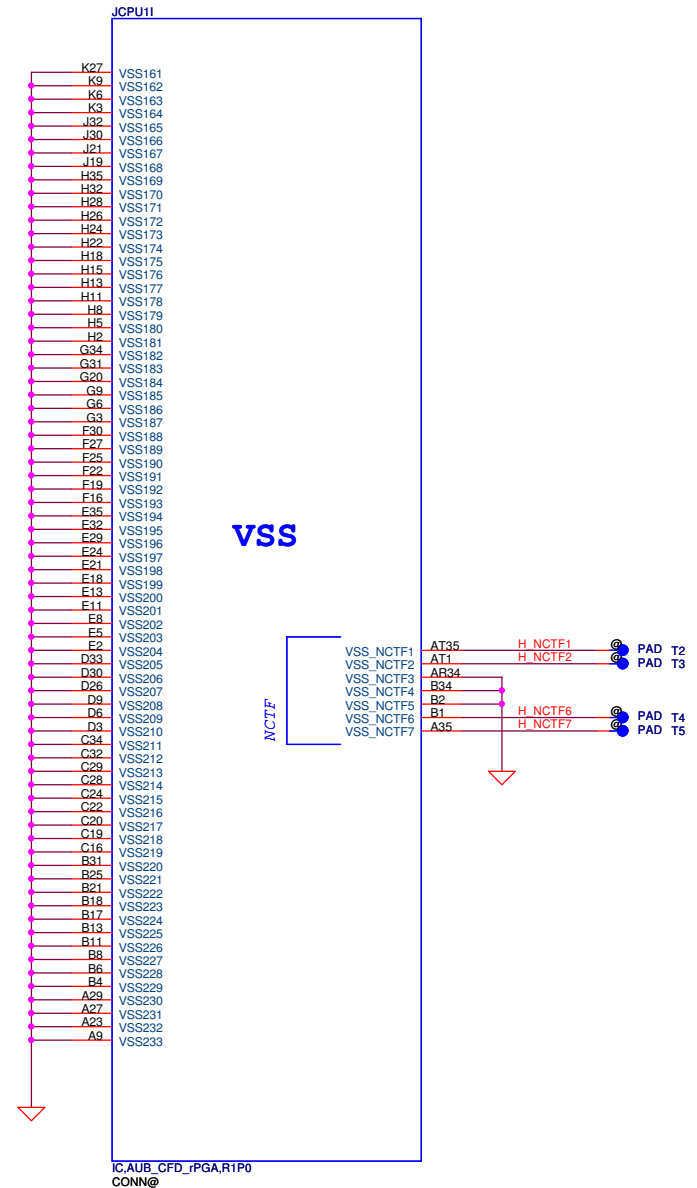
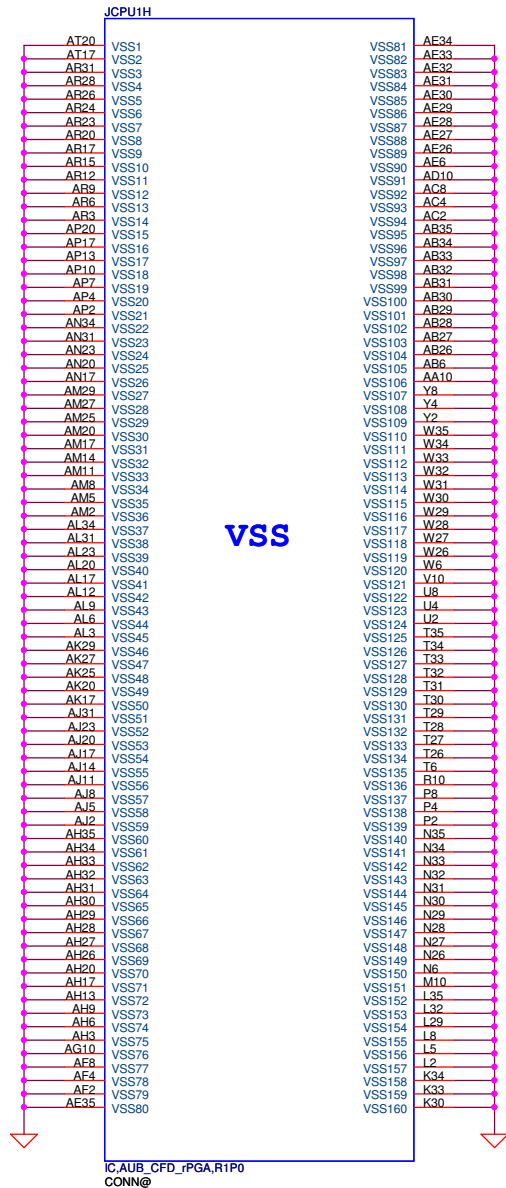
Security Classification	Compal Secret Data		Title	
Issued Date	2009/08/01	Deciphered Date	2010/08/01	Processor (4/6) PWR, Bypass
THIS SHEET OF ENGINEERING DRAWING IS THE PROPRIETARY PROPERTY OF COMPAL ELECTRONICS, INC. AND CONTAINS CONFIDENTIAL AND TRADE SECRET INFORMATION. THIS SHEET MAY NOT BE TRANSFERRED FROM THE CUSTODY OF THE COMPETENT DIVISION OF R&D DEPARTMENT EXCEPT AS AUTHORIZED BY COMPAL ELECTRONICS, INC. NEITHER THIS SHEET NOR THE INFORMATION IT CONTAINS MAY BE USED BY OR DISCLOSED TO ANY THIRD PARTY WITHOUT PRIOR WRITTEN CONSENT OF COMPAL ELECTRONICS, INC.				Document Number PEW71 M/B LA-6582P Schematic Rev 1.0
Date: Thursday, July 08, 2010				Sheet 7 of 48

+CPU-CORE Decoupling	C, uF	ESR, mohm	Stuffing Option
SPCAP, Polymer	4X470uF	4m ohm/4	2X470uF
MLCC 0805 X5R	16X22uF	3m ohm/12	
	16X10uF	3m ohm/16	



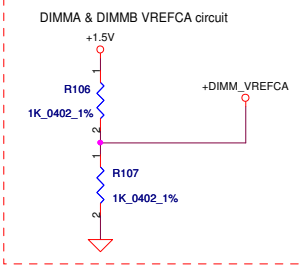
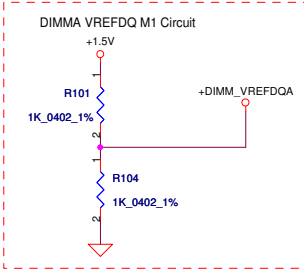
<http://shop36609371.taobao.com/>
 QQ:52643956

Security Classification		Compal Secret Data		Compal Electronics, Inc.	
Issued Date	2009/08/01	Deciphered Date	2010/08/01	Title	
THIS SHEET OF ENGINEERING DRAWING IS THE PROPRIETARY PROPERTY OF COMPAL ELECTRONICS, INC. AND CONTAINS CONFIDENTIAL AND TRADE SECRET INFORMATION. THIS SHEET MAY NOT BE TRANSFERRED FROM THE CUSTODY OF THE COMPETENT DIVISION OF R&D DEPARTMENT EXCEPT AS AUTHORIZED BY COMPAL ELECTRONICS, INC. NEITHER THIS SHEET NOR THE INFORMATION IT CONTAINS MAY BE USED BY OR DISCLOSED TO ANY THIRD PARTY WITHOUT PRIOR WRITTEN CONSENT OF COMPAL ELECTRONICS, INC.				PROCESSOR (5/6) PWR	
Size	Document Number	Customer		Rev	
	PEW71 M/B LA-6582P Schematic			1.0	
Date:	Thursday, July 08, 2010	Sheet	8	of 48	

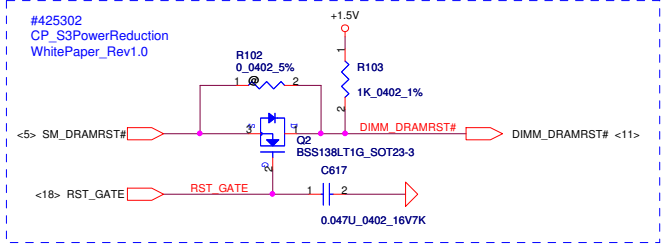


<http://shop3669371.taobao.com/>
QQ:53439

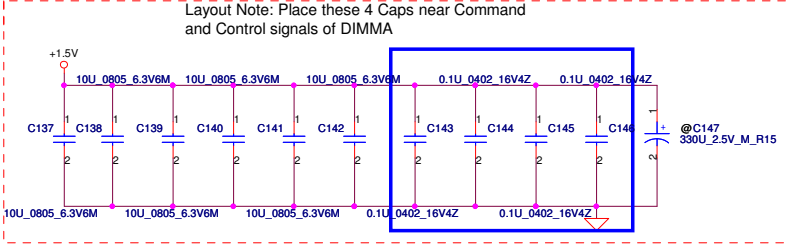
Security Classification		Compal Secret Data		Compal Electronics, Inc.	
Issued Date	2009/08/01	Deciphered Date	2010/08/01	Title	
THIS SHEET OF ENGINEERING DRAWING IS THE PROPRIETARY PROPERTY OF COMPAL ELECTRONICS, INC. AND CONTAINS CONFIDENTIAL AND TRADE SECRET INFORMATION. THIS SHEET MAY NOT BE TRANSFERRED FROM THE CUSTODY OF THE COMPETENT DIVISION OF R&D DEPARTMENT EXCEPT AS AUTHORIZED BY COMPAL ELECTRONICS, INC. NEITHER THIS SHEET NOR THE INFORMATION IT CONTAINS MAY BE USED BY OR DISCLOSED TO ANY THIRD PARTY WITHOUT PRIOR WRITTEN CONSENT OF COMPAL ELECTRONICS, INC.				PROCESSOR (6/6) VSS	
Size	Document Number	Customer		Rev	
	PEW71 M/B LA-6582P Schematic			1.0	
Date:	Thursday, July 08, 2010	Sheet	9	of 48	



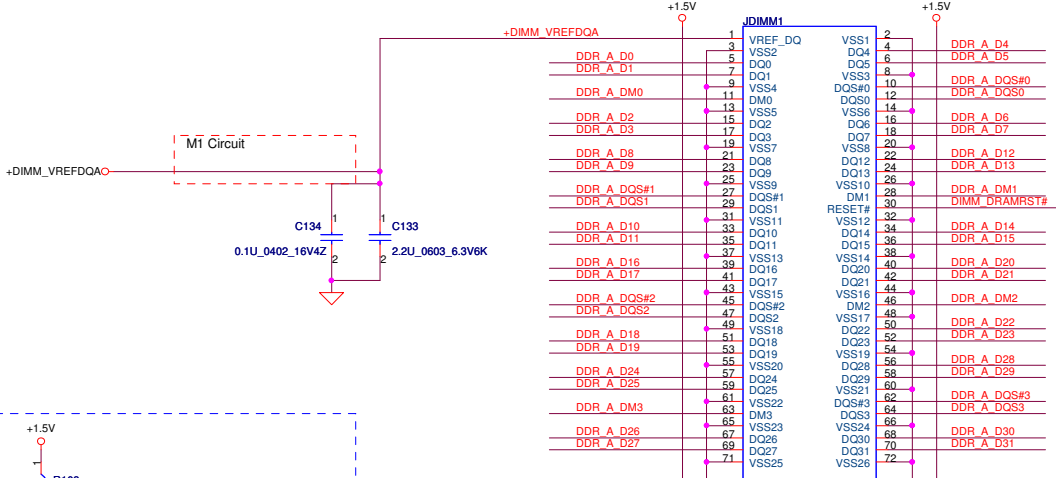
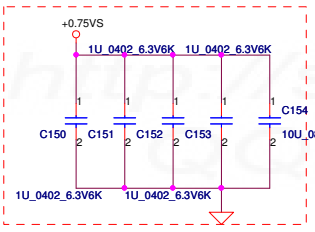
- <6> DDR_A_DQS#[0..7]
- <6> DDR_A_D[0..63]
- <6> DDR_A_DM[0..7]
- <6> DDR_A_DQS[0..7]
- <6> DDR_A_MA[0..15]



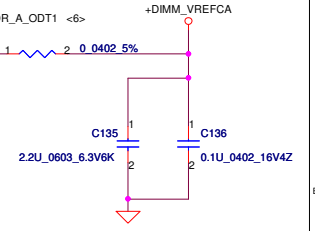
Layout Note:
Place near JDIMM1



Layout Note:
Place near JDIMM1.203 & JDIMM1.204



<6> DDR_A_DQS#[0..7]	DDR_A_DQ0	73	DDR_A_CKE0	74	DDR_A_CKE1	<6>
<6> DDR_A_D[0..63]	DDR_A_D1	75	VDD1	76	DDR_A_MA15	
<6> DDR_A_DM[0..7]	DDR_A_D2	77	NC1	79	DDR_A_MA14	
<6> DDR_A_DQS[0..7]	DDR_A_D3	79	B2	80	DDR_A_MA7	
<6> DDR_A_MA[0..15]	DDR_A_DM0	81	VDD3	82	DDR_A_MA11	
	DDR_A_D4	83	A1/2/BC#	84	DDR_A_MA7	
	DDR_A_D5	85	A9	87	DDR_A_MA8	
	DDR_A_D6	87	VDD5	88	DDR_A_MA6	
	DDR_A_D7	89	A8	90	DDR_A_MA4	
	DDR_A_D8	91	A5	92	DDR_A_MA2	
	DDR_A_D9	93	VDD7	94	DDR_A_MA0	
	DDR_A_DOS#1	95	A3	96	DDR_A_MA0	
	DDR_A_DQS1	97	A1	98	DDR_A_MA0	
	DDR_A_D10	99	VDD9	100	DDR_A_CLK1	<6>
	DDR_A_D11	101	CK0	102	DDR_A_CLK1#	<6>
	DDR_A_D16	103	CK0#	104	DDR_A_CLK1#	<6>
	DDR_A_D17	105	VDD11	106	DDR_A_RAS#	<6>
	DDR_A_DOS#2	107	A10/AP	108	DDR_A_BS1	<6>
	DDR_A_DQS2	109	BA0	110	DDR_A_RAS#	<6>
	DDR_A_D18	111	VDD13	112	DDR_A_CS0#	<6>
	DDR_A_D19	113	WE#	114	DDR_A_ODT0	<6>
	DDR_A_D24	115	GAS#	116	DDR_A_ODT1	<6>
	DDR_A_D25	117	VDD15	118	DDR_A_ODT1	<6>
	DDR_A_DM3	119	A13	120	DDR_A_ODT1	<6>
	DDR_A_D26	121	NC2	122	DDR_VREF_CA DIMMA R108	1 2 0.0402 5%
	DDR_A_D27	123	VDD17	124	2 0.1U_0402_16V4Z	
		125	NCTEST	126		
		127	VDD18	128		
		129	VSS28	130		
		131	DO32	132		
		133	DO37	134		
		135	VSS30	136		
		137	DM4	138		
		139	VSS31	140		
		141	DO38	142		
		143	DO39	144		
		145	VSS33	146		
		147	DO44	148		
		149	DO45	150		
		151	VSS35	152		
		153	DO46	154		
		155	DO47	156		
		157	VSS37	158		
		159	DO42	160		
		161	DO43	162		
		163	VSS39	164		
		165	DO48	166		
		167	DO49	168		
		169	VSS41	170		
		171	DO53	172		
		173	DO54	174		
		175	VSS44	176		
		177	DO50	178		
		179	DO51	180		
		181	VSS46	182		
		183	DO56	184		
		185	DO57	186		
		187	VSS48	188		
		189	DM7	190		
		191	VSS49	192		
		193	DO58	194		
		195	DO59	196		
		197	VSS51	198		
		199	SA0	200		
		201	VDDSPD	202		
		203	SA1	204		
		205	VTT1	206		
		207	G1			
		208	G2			



DDR3 SO-DIMM A Change to Reverse Type 8mm High


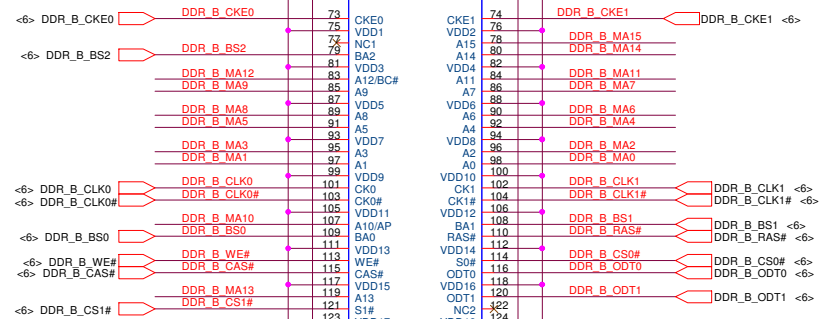
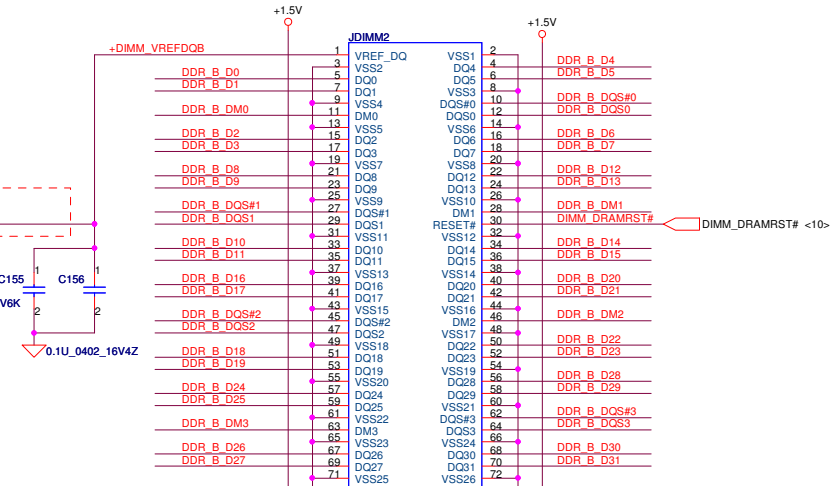
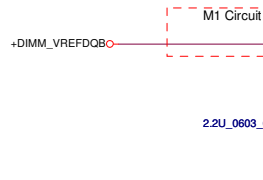
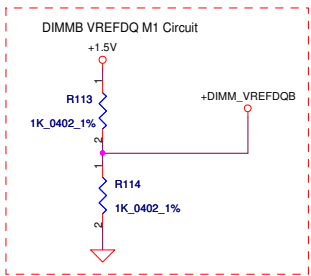
Compal Electronics, Inc.
DDRIII-SODIMM SLOT1

Security Classification	Compal Secret Data	
Issued Date	2009/08/01	Deciphered Date
		2010/08/01
THIS SHEET OF ENGINEERING DRAWING IS THE PROPRIETARY PROPERTY OF COMPAL ELECTRONICS, INC. AND CONTAINS CONFIDENTIAL AND TRADE SECRET INFORMATION. THIS SHEET MAY NOT BE TRANSMITTED FROM THE CUSTODY OF THE COMPETENT DIVISION OF R&D DEPARTMENT EXCEPT AS AUTHORIZED BY COMPAL ELECTRONICS, INC. NEITHER THIS SHEET NOR THE INFORMATION IT CONTAINS MAY BE USED BY OR DISCLOSED TO ANY THIRD PARTY WITHOUT PRIOR WRITTEN CONSENT OF COMPAL ELECTRONICS, INC.		

Title	DDR III-SODIMM SLOT1	
Size	Document Number	Rev
Custort	PEW71 M/B LA-6582P Schematic	1.0
Date:	Thursday, July 08, 2010	Sheet 10 of 48

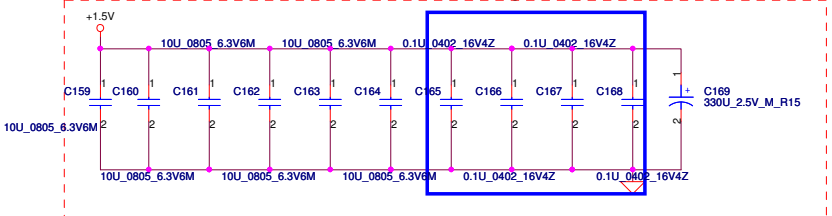
- <6> DDR_B_DQS#[0..7]
- <6> DDR_B_D[0..63]
- <6> DDR_B_DM[0..7]
- <6> DDR_B_DQS#[0..7]
- <6> DDR_B_MA[0..15]

2008/9/8 #400755
 Calpella Clarkstead
 DDR3 SO-DIMM
 VREFDQ Platform
 Design Guide Change Details

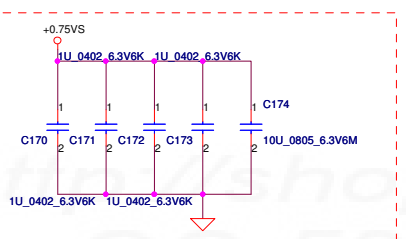


Layout Note:
Place near JDIMM2

Layout Note: Place these 4 Caps near Command and Control signals of DIMMB

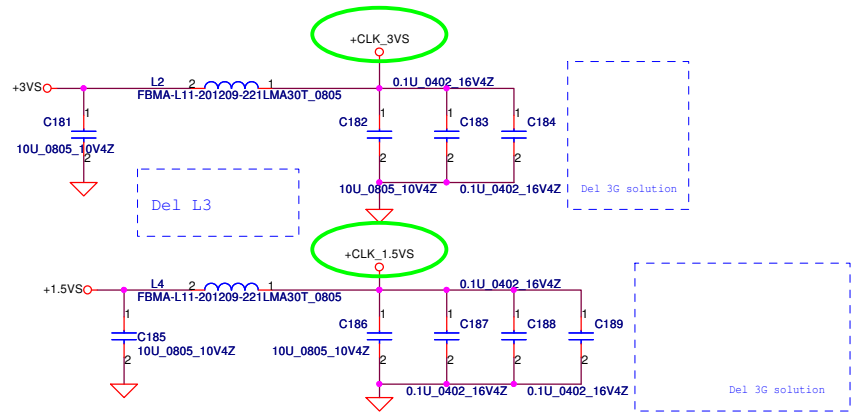
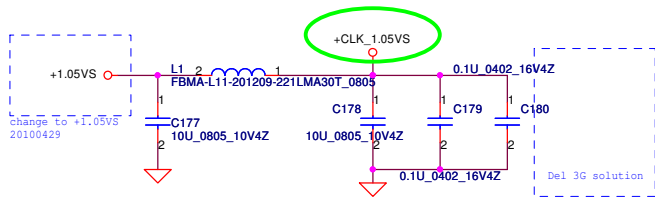


Layout Note:
Place near JDIMM2.203 & JDIMM2.204

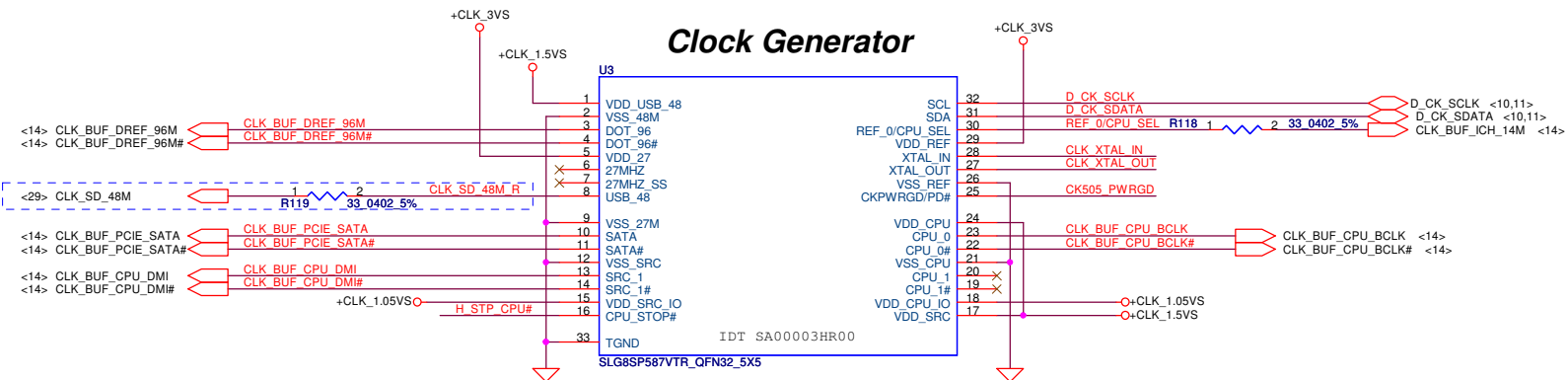


DDR3 SO-DIMM B
Reverse Type
4mm High

Security Classification	Compal Secret Data		Title	
Issued Date	2009/08/01	Deciphered Date	2010/08/01	2009/08/01
<p>THIS SHEET OF ENGINEERING DRAWING IS THE PROPRIETARY PROPERTY OF COMPAL ELECTRONICS, INC. AND CONTAINS CONFIDENTIAL AND TRADE SECRET INFORMATION. THIS SHEET MAY NOT BE TRANSFERRED FROM THE CUSTODY OF THE COMPETENT DIVISION OF R&D DEPARTMENT EXCEPT AS AUTHORIZED BY COMPAL ELECTRONICS, INC. NEITHER THIS SHEET NOR THE INFORMATION IT CONTAINS MAY BE USED BY OR DISCLOSED TO ANY THIRD PARTY WITHOUT PRIOR WRITTEN CONSENT OF COMPAL ELECTRONICS, INC.</p>				
<p>Compal Electronics, Inc. DDR3-SODIMM SLOT2</p>			<p>Size Document Number PEW71 M/B LA-6582P Schematic</p>	
Date:	Thursday, July 08, 2010	Sheet	11	of 48

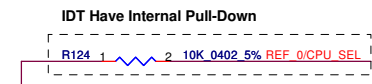


Clock Generator

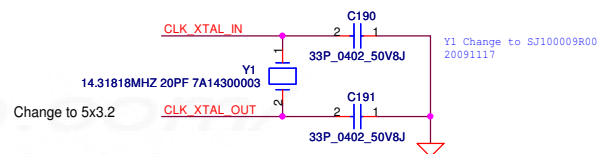
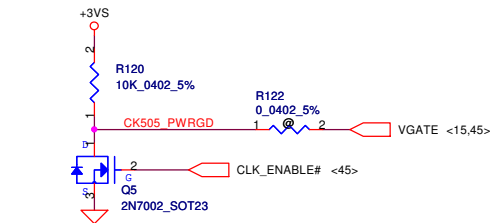
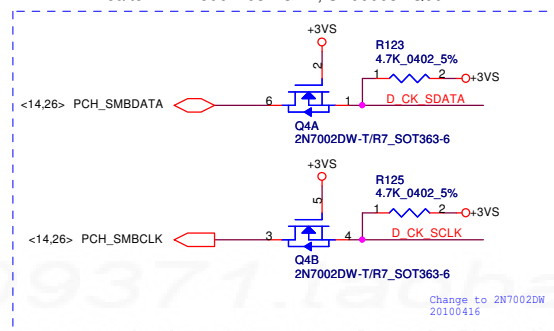


IDT: 9LRS3199AKLFT, SA00003P00
 SILEGO: SLG8SP587V(WF), SA00002XY10
 Low Power:
 IDT: 9LVS3199AKLFT, SA00003HR00
 Realtek: RTM890N-631-GRT, SA00003HQ00

For Cardreader

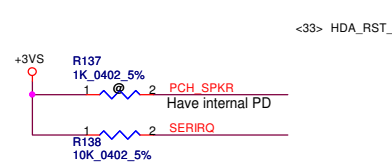
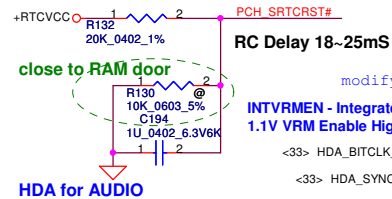
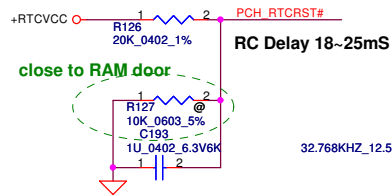


PIN 30	CPU_0	CPU_1
0 (Default)	133MHz	133MHz
1	100MHz	100MHz



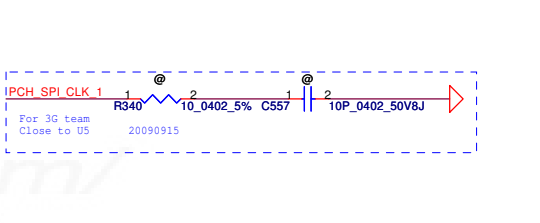
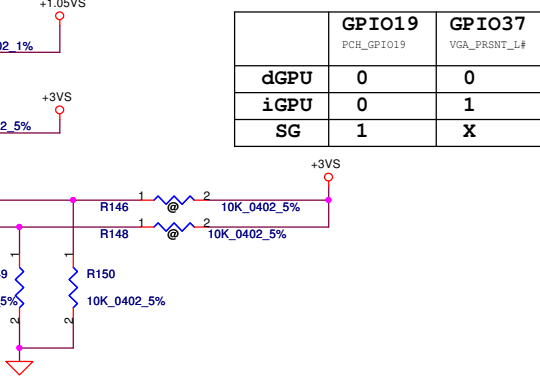
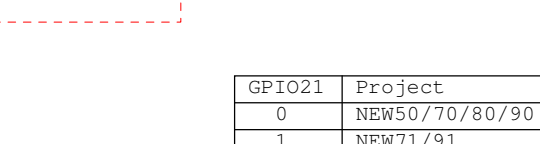
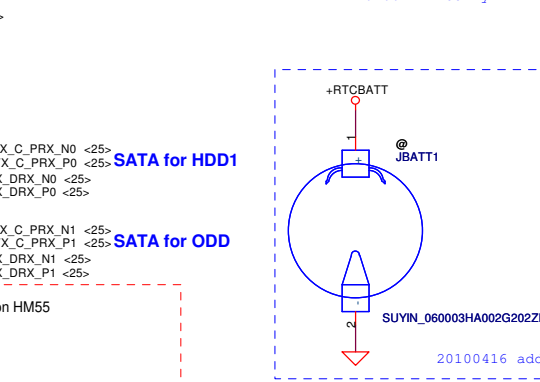
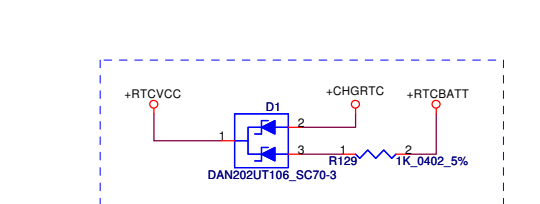
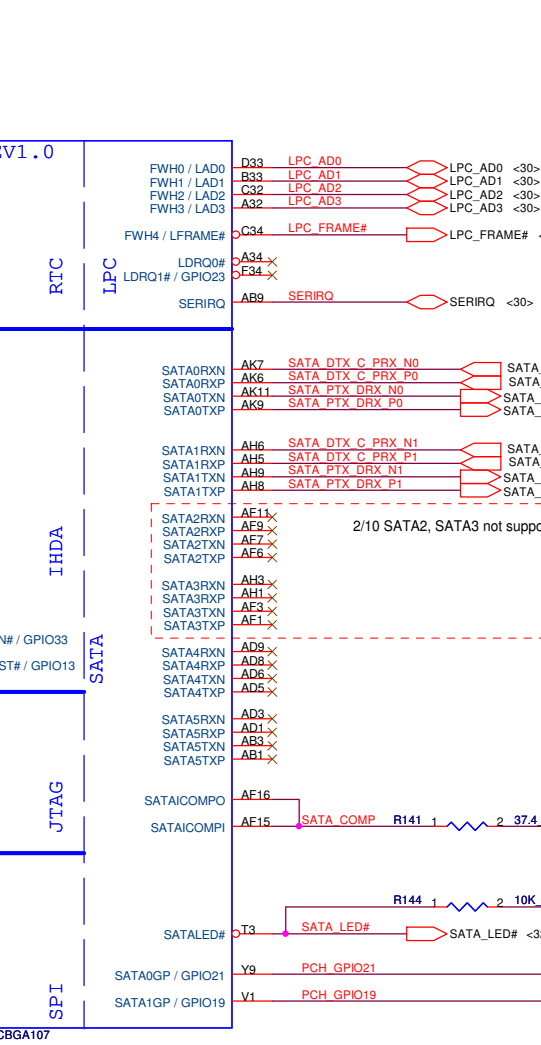

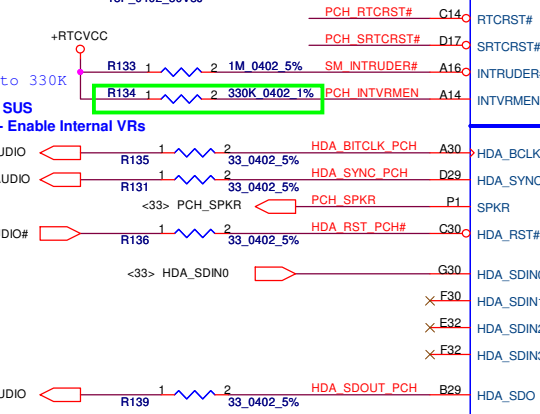
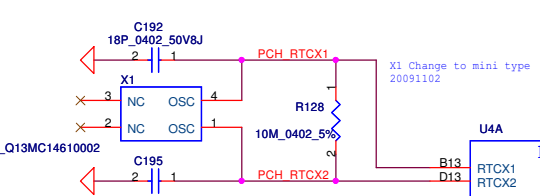
Security Classification		Compal Secret Data	
Issued Date	2009/08/01	Deciphered Date	2010/08/01
THIS SHEET OF ENGINEERING DRAWING IS THE PROPRIETARY PROPERTY OF COMPAL ELECTRONICS, INC. AND CONTAINS CONFIDENTIAL AND TRADE SECRET INFORMATION. THIS SHEET MAY NOT BE TRANSFERRED FROM THE CUSTODY OF THE COMPETENT DIVISION OF R&D DEPARTMENT EXCEPT AS AUTHORIZED BY COMPAL ELECTRONICS, INC. NEITHER THIS SHEET NOR THE INFORMATION IT CONTAINS MAY BE USED BY OR DISCLOSED TO ANY THIRD PARTY WITHOUT PRIOR WRITTEN CONSENT OF COMPAL ELECTRONICS, INC.			

Compal Electronics, Inc.			
Title: Clock Generator (CK505)			
Size	Document Number	Rev	
Customer	PEW71 M/B LA-6582P Schematic	1.0	
Date:	Thursday, July 08, 2010	Sheet	12 of 48



If GPIO33 pull down, ME will not working. For factory update ME, pull down resistor pull under door.

GPIO33 has a weak internal pull-up
NOTE: Asserting the GPIO33 low on the rising edge of PWROK will also halt Intel Management Engine after chipset bringup and disable runtime Intel Management Engine features. This is a debug mode and must not be asserted after manufacturing/ debug.




GPIO21	Project	
0	NEW50/70/80/90	
1	NEW71/91	

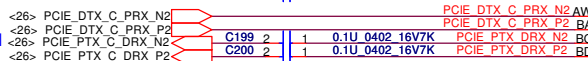
	GPIO19	GPIO37
	PCH_GPIO19	VGA_PRSNT_L#
dGPU	0	0
iGPU	0	1
SG	1	X

Security Classification		Compal Secret Data		Compal Electronics, Inc.	
Issued Date	2009/08/01	Deciphered Date	2010/08/01	Title	
THIS SHEET OF ENGINEERING DRAWING IS THE PROPRIETARY PROPERTY OF COMPAL ELECTRONICS, INC. AND CONTAINS CONFIDENTIAL AND TRADE SECRET INFORMATION. THIS SHEET MAY NOT BE TRANSFERRED FROM THE CUSTODY OF THE COMPETENT DIVISION OF R&D DEPARTMENT EXCEPT AS AUTHORIZED BY COMPAL ELECTRONICS, INC. NEITHER THIS SHEET NOR THE INFORMATION IT CONTAINS MAY BE USED BY OR DISCLOSED TO ANY THIRD PARTY WITHOUT PRIOR WRITTEN CONSENT OF COMPAL ELECTRONICS, INC.				PCH (1/9) SATA,HDA,SPI, LPC	
Size	Document Number	Customer		Rev	
	PEW71	M/B LA-6582P Schematic		1.0	
Date:	Thursday, July 08, 2010	Sheet	13	of 48	

For PCIE LAN

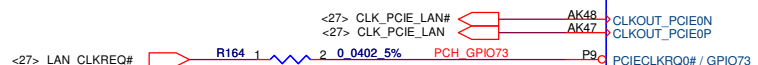


For Wireless LAN

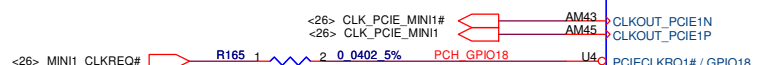


2/10 PCIE7, PCIE8 not support on HM55

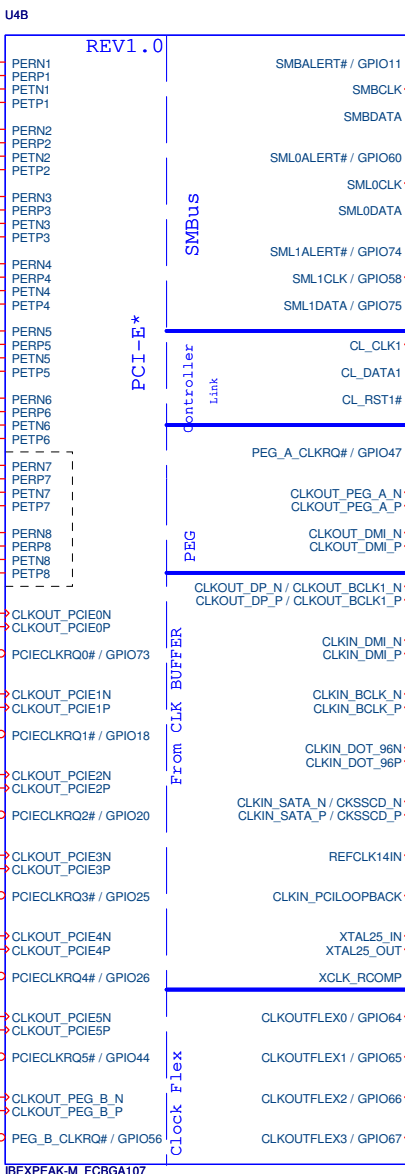

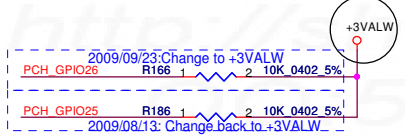
For PCIE LAN



For Wireless LAN



MINI1_CLKREQ# R177 1 2 10K 0402 5%
PCH_GPIO20 R178 1 2 10K 0402 5%

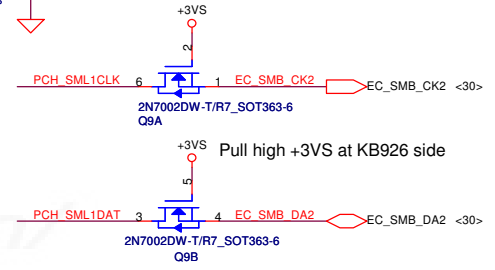
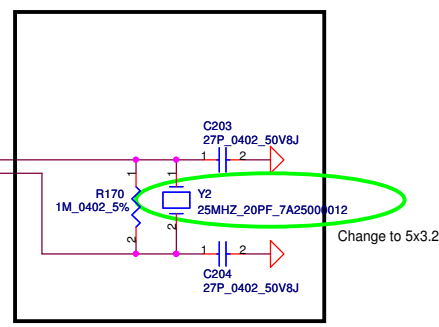


0602 GPIO65 no use
PULL HIGH:PVT
PULL DOWN:DVT

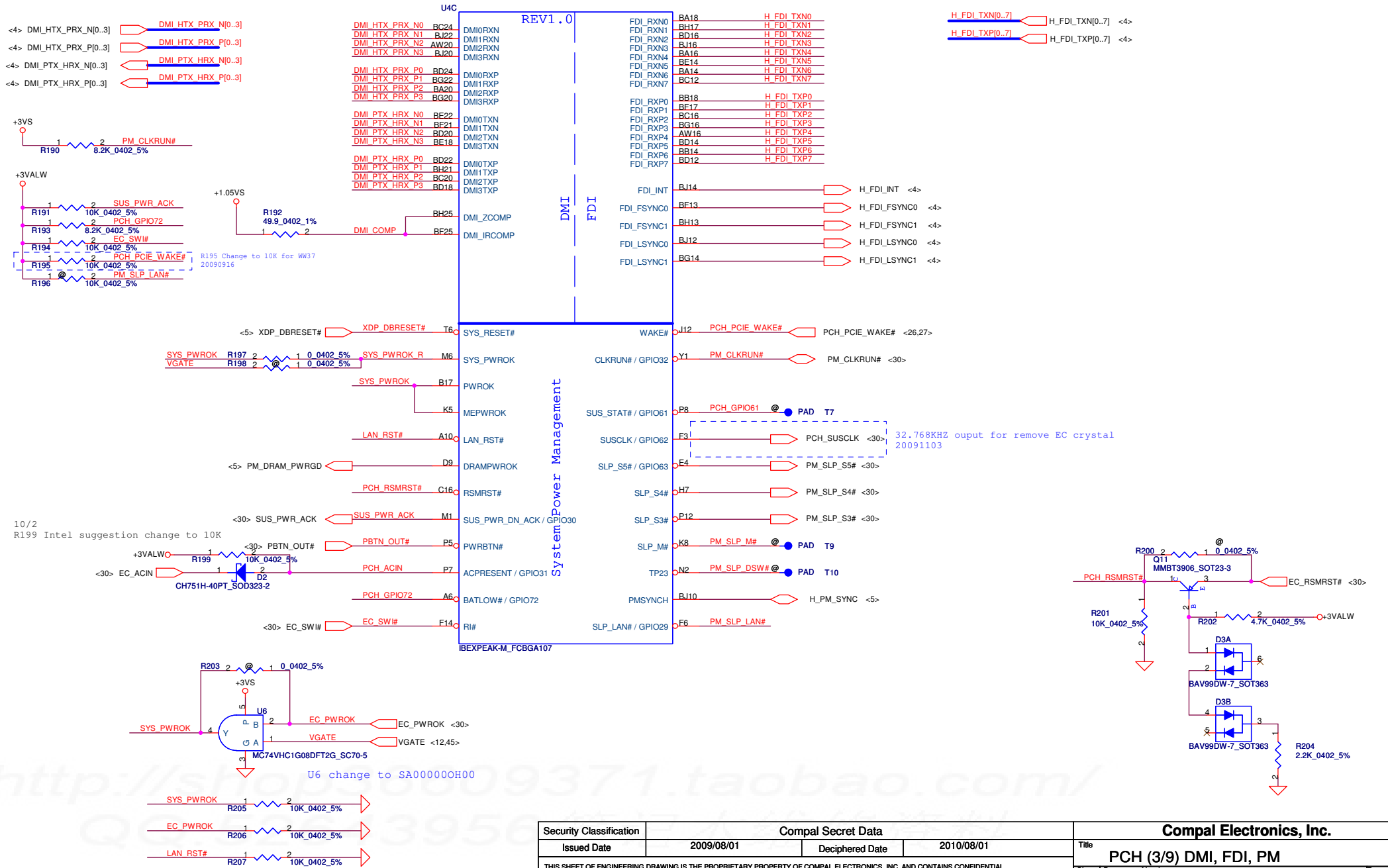
GPIO66 6L/8L		
SATA register spare		
GPIO66	0	6L *
	1	8L

1. Connect Directly EXPRESS CARD, MINI1, MINI2
2. Level Shift1, Pull-Up to +3VS CLOCK GEN, DIMM1, DIMM2
3. Level Shift2, Pull-Up to +3VS LAN
4. Level Shift3, Pull-Up to +3VS CPU & PCH XDP

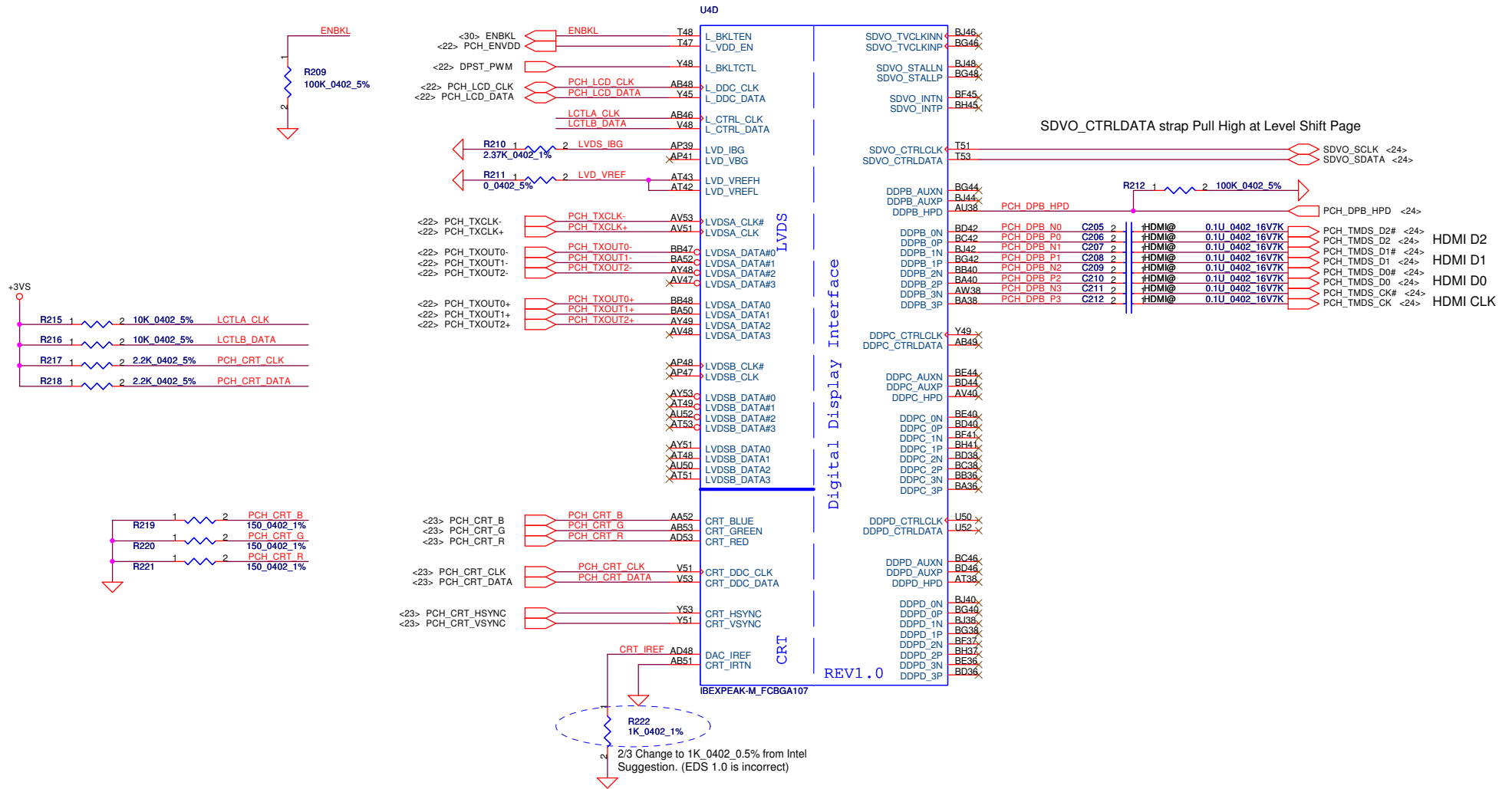
6/9 MOW23 Request add 25MHz crystal supporting Integrated Graphics



Security Classification		Compal Secret Data		Compal Electronics, Inc.	
Issued Date	2009/08/01	Deciphered Date	2010/08/01	Title	
THIS SHEET OF ENGINEERING DRAWING IS THE PROPRIETARY PROPERTY OF COMPAL ELECTRONICS, INC. AND CONTAINS CONFIDENTIAL AND TRADE SECRET INFORMATION. THIS SHEET MAY NOT BE TRANSFERRED FROM THE CUSTODY OF THE COMPETENT DIVISION OF R&D DEPARTMENT EXCEPT AS AUTHORIZED BY COMPAL ELECTRONICS, INC. NEITHER THIS SHEET NOR THE INFORMATION IT CONTAINS MAY BE USED BY OR DISCLOSED TO ANY THIRD PARTY WITHOUT PRIOR WRITTEN CONSENT OF COMPAL ELECTRONICS, INC.				PCH (2/9) PCIE, SMBUS, CLK	
Size	Document Number	Date		Rev	
Customer	PEW71 M/B LA-6582P Schematic	Thursday, July 08, 2010		1.0	
				Sheet	14 of 48

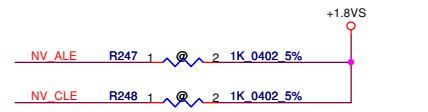
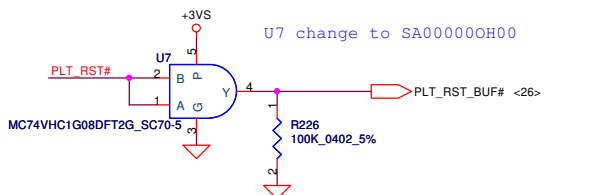


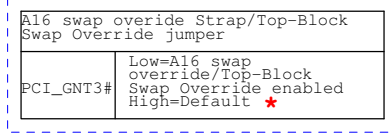
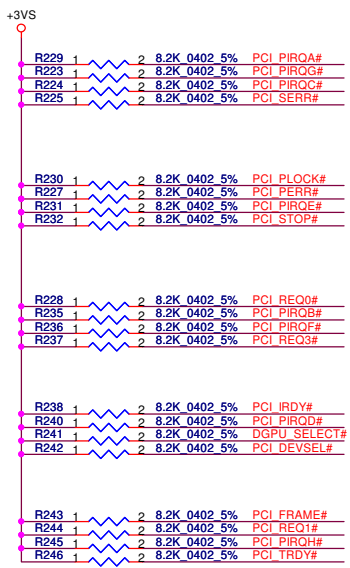


Security Classification		Compal Secret Data		Compal Electronics, Inc.	
Issued Date	2009/08/01	Deciphered Date	2010/08/01	Title	PCH (3/9) DMI, FDI, PM
THIS SHEET OF ENGINEERING DRAWING IS THE PROPRIETARY PROPERTY OF COMPAL ELECTRONICS, INC. AND CONTAINS CONFIDENTIAL AND TRADE SECRET INFORMATION. THIS SHEET MAY NOT BE TRANSFERRED FROM THE CUSTODY OF THE COMPETENT DIVISION OF R&D DEPARTMENT EXCEPT AS AUTHORIZED BY COMPAL ELECTRONICS, INC. NEITHER THIS SHEET NOR THE INFORMATION IT CONTAINS MAY BE USED BY OR DISCLOSED TO ANY THIRD PARTY WITHOUT PRIOR WRITTEN CONSENT OF COMPAL ELECTRONICS, INC.					
Size	Document Number	Rev			1.0
Customer	PEW71 M/B LA-6582P Schematic	Date:	Thursday, July 08, 2010	Sheet	15 of 48



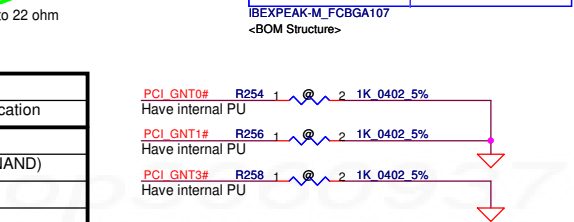
<http://shop36609371.taobao.com/>
 QQ:52643956

Security Classification		Compal Secret Data		Compal Electronics, Inc.	
Issued Date	2009/08/01	Deciphered Date	2010/08/01	Title	
THIS SHEET OF ENGINEERING DRAWING IS THE PROPRIETARY PROPERTY OF COMPAL ELECTRONICS, INC. AND CONTAINS CONFIDENTIAL AND TRADE SECRET INFORMATION. THIS SHEET MAY NOT BE TRANSFERRED FROM THE CUSTODY OF THE COMPETENT DIVISION OF R&D DEPARTMENT EXCEPT AS AUTHORIZED BY COMPAL ELECTRONICS, INC. NEITHER THIS SHEET NOR THE INFORMATION IT CONTAINS MAY BE USED BY OR DISCLOSED TO ANY THIRD PARTY WITHOUT PRIOR WRITTEN CONSENT OF COMPAL ELECTRONICS, INC.				PCH (4/9) LVDS, CRT, DPI	
Size	Document Number	Date		Customer	Rev
	PEW71 M/B LA-6582P Schematic	Thursday, July 08, 2010			1.0
				Sheet	16 of 48

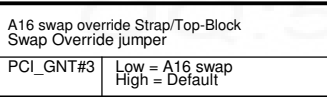


Intel Anti-Theft Technology	
NV_ALE	High=Enabled Low=Disables(floating) *
DMI Termination Voltage	
NV_CLE	Set to Vcc when HIGH Set to Vss when LOW

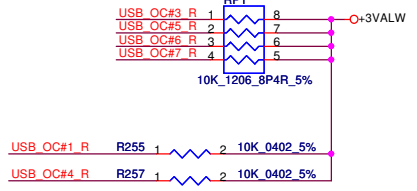
NV_ALE
Enable Intel Anti-Theft Technology : 8.2K PU to +3VS
Disable Intel Anti-Theft Technology : floating(internal PD)
NV_CLE
DMI termination voltage.
weak internal PU, don't PD



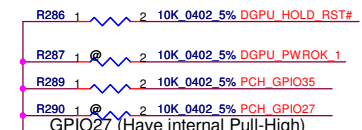
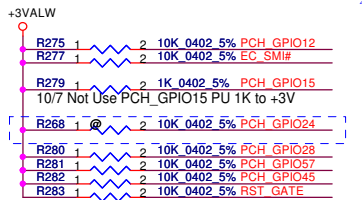
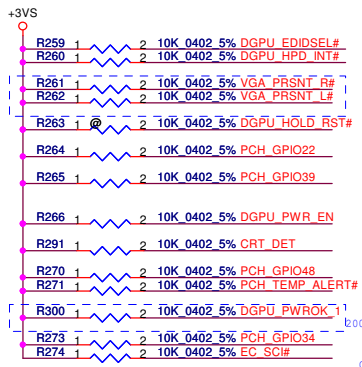
Boot BIOS Strap		
PCI_GNT#0	PCI_GNT#1	Boot BIOS Location
0	0	LPC
0	1	Reserved (NAND)
1	0	PCI
1	1	SPI



OC[0..3] use for EHCI 1
OC[4..7] use for EHCI 2



Security Classification		Compal Secret Data		Compal Electronics, Inc.	
Issued Date	2009/08/01	Deciphered Date	2010/08/01	Title	PCH (5/9) PCI, USB, VRAM
THIS SHEET OF ENGINEERING DRAWING IS THE PROPRIETARY PROPERTY OF COMPAL ELECTRONICS, INC. AND CONTAINS CONFIDENTIAL AND TRADE SECRET INFORMATION. THIS SHEET MAY NOT BE TRANSFERRED FROM THE CUSTODY OF THE COMPETENT DIVISION OF R&D DEPARTMENT EXCEPT AS AUTHORIZED BY COMPAL ELECTRONICS, INC. NEITHER THIS SHEET NOR THE INFORMATION IT CONTAINS MAY BE USED BY OR DISCLOSED TO ANY THIRD PARTY WITHOUT PRIOR WRITTEN CONSENT OF COMPAL ELECTRONICS, INC.					
Size	Document Number	Date		Sheet	Rev
Customer	PEW71 M/B LA-6582P Schematic	Thursday, July 08, 2010		17	1.0
				Sheet	17 of 48

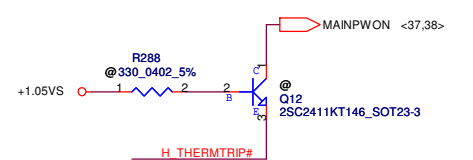
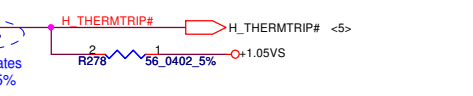
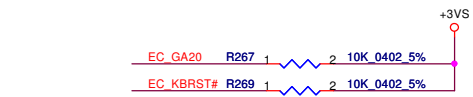

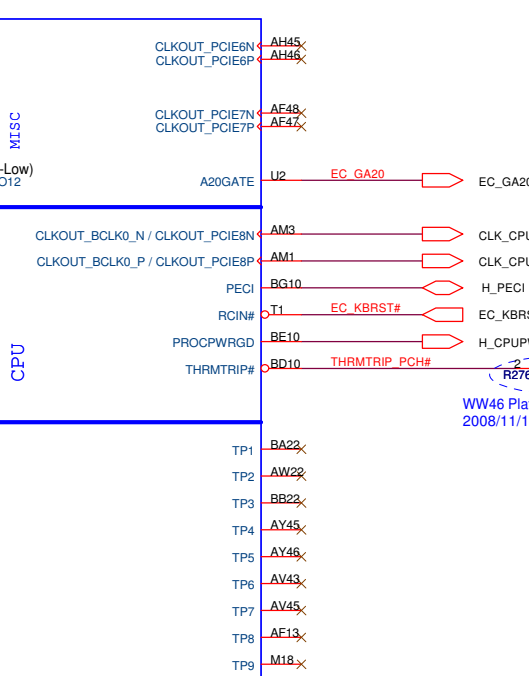



	GPIO19	GPIO37
	PCH_GPIO19	VGA_PRSNL_L#
dGPU	0	0
iGPU	0	1
SG	1	0

GPIO27
On-Die PLL Voltage Regulator
This signal has a weak internal pull up
* H : On-Die voltage regulator enable
L : On-Die PLL Voltage Regulator disable

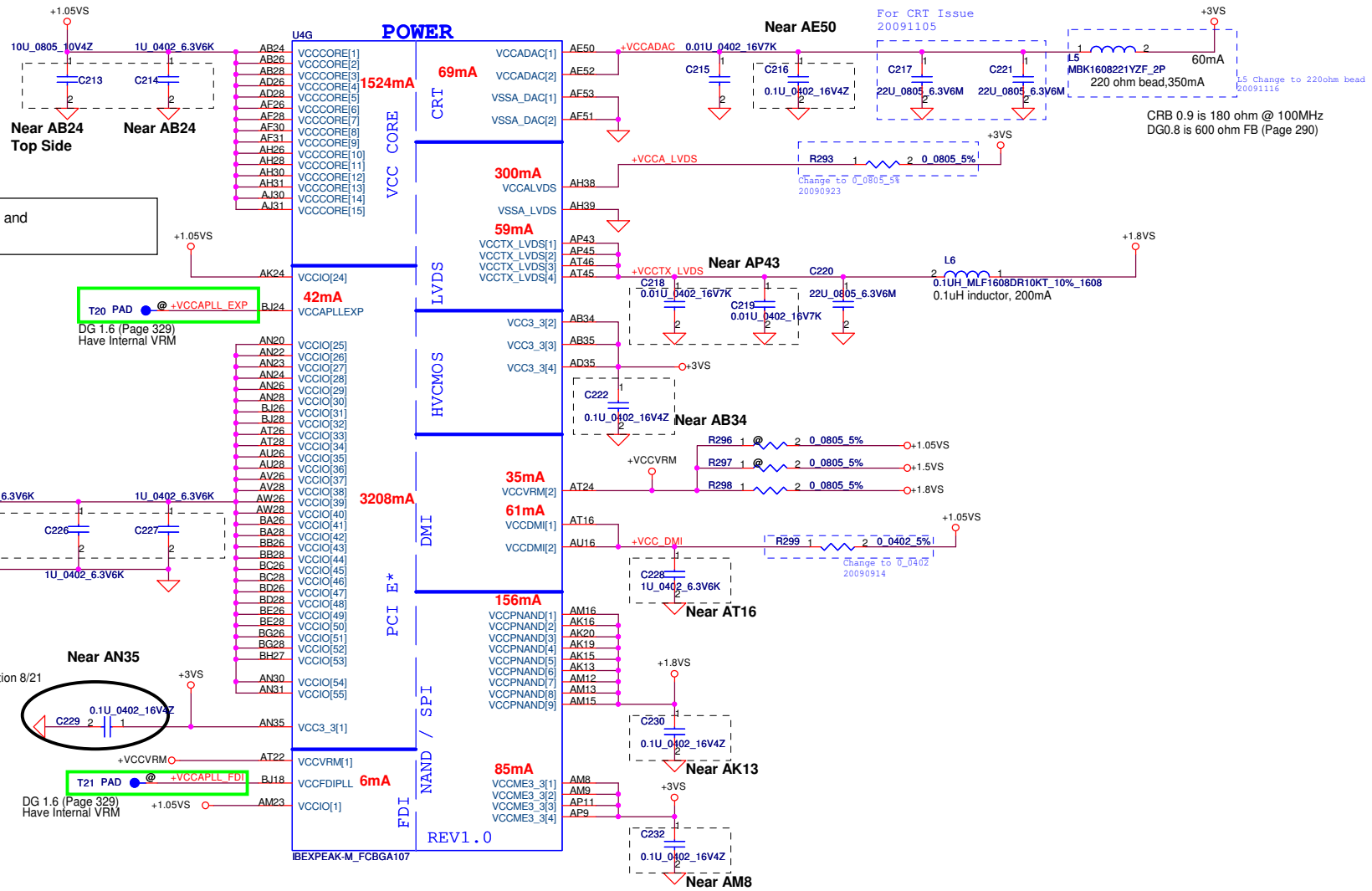
GPIO8
This signal has a weak internal pull up
can't Pull low

GPIO15
* Intel ME Crypto Transport Layer Security (TLS) chiper suite with no confidentiality
* Intel ME Crypto Transport Layer Security (TLS) chiper suite with confidentiality
It have weak internal PU 20K



INIT3_3V
This signal has weak internal PU, can't pull low

Security Classification		Compal Secret Data		Title	
Issued Date	2009/08/01	Deciphered Date	2010/08/01	PCH (6/9) GPIO, CPU, MISC	
THIS SHEET OF ENGINEERING DRAWING IS THE PROPRIETARY PROPERTY OF COMPAL ELECTRONICS, INC. AND CONTAINS CONFIDENTIAL AND TRADE SECRET INFORMATION. THIS SHEET MAY NOT BE TRANSFERRED FROM THE CUSTODY OF THE COMPETENT DIVISION OF R&D DEPARTMENT EXCEPT AS AUTHORIZED BY COMPAL ELECTRONICS, INC. NEITHER THIS SHEET NOR THE INFORMATION IT CONTAINS MAY BE USED BY OR DISCLOSED TO ANY THIRD PARTY WITHOUT PRIOR WRITTEN CONSENT OF COMPAL ELECTRONICS, INC.				Customer	PEW71 M/B LA-6582P Schematic
Date:	Thursday, July 08, 2010	Sheet	18	of	48



All IbeX Peak-M Power rails with netnames +1.1VS and +1.1V rails are actually +1.05VS and +1.05V rails

Intel suggest follow CRB 8/21

T20 PAD @ +VCCAPLL EXP
DG 1.6 (Page 329)
Have Internal VRM

Follow Intel suggestion 8/21

T21 PAD @ +VCCAPLL FDI
DG 1.6 (Page 329)
Have Internal VRM

Security Classification		Compal Secret Data		Compal Electronics, Inc.	
Issued Date	2009/08/01	Deciphered Date	2010/08/01	Title	
THIS SHEET OF ENGINEERING DRAWING IS THE PROPRIETARY PROPERTY OF COMPAL ELECTRONICS, INC. AND CONTAINS CONFIDENTIAL AND TRADE SECRET INFORMATION. THIS SHEET MAY NOT BE TRANSFERRED FROM THE CUSTODY OF THE COMPETENT DIVISION OF R&D DEPARTMENT EXCEPT AS AUTHORIZED BY COMPAL ELECTRONICS, INC. NEITHER THIS SHEET NOR THE INFORMATION IT CONTAINS MAY BE USED BY OR DISCLOSED TO ANY THIRD PARTY WITHOUT PRIOR WRITTEN CONSENT OF COMPAL ELECTRONICS, INC.				PCH (7/9) PWR	
Size	Document Number	Customer		Rev	
	PEW71 M/B LA-6582P Schematic			1.0	
Date:	Thursday, July 08, 2010	Sheet	19	of 48	

http://shop3660371.taobao.com/
QQ:52643956

U4I	VSS	H49
AY7	VSS159	H5
B11	VSS160	H5
B15	VSS161	J24
B19	VSS162	K11
B23	VSS163	K43
B31	VSS164	K47
B35	VSS165	K47
B39	VSS165	L14
B43	VSS166	L18
B47	VSS167	L2
B7	VSS168	L22
BG12	VSS170	L32
BB12	VSS171	L36
BB16	VSS172	L40
BB20	VSS172	L52
BB24	VSS173	M12
BB30	VSS174	M16
BB34	VSS175	M20
BB38	VSS176	M38
BB42	VSS177	M34
BB49	VSS178	M38
BB5	VSS179	M42
BC10	VSS180	M46
BC14	VSS181	M49
BC18	VSS182	M5
BC2	VSS183	M8
BC22	VSS184	N24
BC32	VSS185	P11
BC36	VSS186	P22
BC40	VSS187	P22
BC44	VSS188	P30
BC52	VSS189	P32
BH9	VSS190	P34
BD48	VSS191	P42
BD49	VSS192	P45
BD5	VSS193	P47
BE12	VSS194	R2
BE16	VSS195	R52
BE20	VSS196	T12
BE24	VSS197	AE2
BE30	VSS198	T46
BE34	VSS199	T49
BE38	VSS200	T5
BE42	VSS201	T8
BE46	VSS202	T30
BE48	VSS203	U30
BE50	VSS204	U31
BE6	VSS205	U32
BE8	VSS206	U34
BF3	VSS207	P38
BF49	VSS208	V11
BF51	VSS209	P16
BG18	VSS210	AE8
BG24	VSS211	V20
BG4	VSS212	V22
BG50	VSS213	V30
BH11	VSS214	AH15
BH15	VSS215	V32
BH19	VSS216	V34
BH23	VSS217	AH32
BH31	VSS218	V38
BH35	VSS219	AV18
BH39	VSS220	H43
BH43	VSS221	H47
BH47	VSS222	V45
BH7	VSS223	AH7
C12	VSS224	AJ19
C50	VSS225	AJ2
D51	VSS226	V5
E12	VSS227	AJ22
E16	VSS228	V7
E20	VSS229	V8
E24	VSS230	W2
E30	VSS231	W52
E34	VSS232	Y11
E38	VSS233	Y12
E42	VSS234	Y15
E46	VSS235	AT5
E49	VSS236	A4
E6	VSS237	Y23
E8	VSS238	Y28
F49	VSS239	Y31
F5	VSS240	Y32
G10	VSS241	Y38
G14	VSS242	Y43
G2	VSS243	Y46
G22	VSS244	P49
G32	VSS245	V5
G36	VSS246	V6
G40	VSS247	V8
G44	VSS248	W2
G52	VSS249	W52
H16	VSS250	Y11
H20	VSS251	Y12
H30	VSS252	Y15
H34	VSS253	AT5
H38	VSS254	A4
H42	VSS255	Y23
	VSS256	Y28
	VSS257	Y31
	VSS258	Y32

REV1.0

IBEXPEAK-M_FCBGA107

U4H	VSS	AK30
AB16	VSS0	AK30
AA19	VSS1	AK31
AA20	VSS2	AK32
AA22	VSS3	AK34
AA19	VSS4	AK35
AA24	VSS5	AK38
AA26	VSS6	AK43
AA28	VSS7	AK46
AA30	VSS8	AK49
AA31	VSS9	AK5
AA32	VSS10	AK2
AB11	VSS11	AL2
AB15	VSS12	AL52
AB23	VSS13	AM11
AB30	VSS14	BB44
AB31	VSS15	AD24
AB32	VSS16	AM20
AB38	VSS17	AM22
AB43	VSS18	AM24
AB47	VSS19	AM26
AB5	VSS20	AM28
AB8	VSS21	BA42
AC2	VSS22	AM30
AC52	VSS23	AM31
AD11	VSS24	AM32
AD12	VSS25	AM34
AD16	VSS26	AM35
AD23	VSS27	AM38
AD30	VSS28	AM39
AD31	VSS29	AM42
AD32	VSS30	U20
AD34	VSS31	AM46
AD35	VSS32	AV22
AD42	VSS33	AM49
AD46	VSS34	AM7
AD49	VSS35	AA50
AD7	VSS36	BB10
AE2	VSS37	AN32
AE4	VSS38	AN50
FE12	VSS39	AN52
Y13	VSS40	AP12
AH49	VSS41	AP24
AU4	VSS42	AP46
AF35	VSS43	AP49
AF13	VSS44	AP5
AN34	VSS45	AP8
AF45	VSS46	AR2
AF46	VSS47	AR52
AF49	VSS48	AT11
AF5	VSS49	BA12
AF8	VSS50	AH48
V20	VSS51	AT32
AG52	VSS52	AT36
AH11	VSS53	AT41
AH15	VSS54	AT47
AH16	VSS55	AT7
AH24	VSS56	AV12
AH32	VSS57	AV16
AV18	VSS58	AV20
H43	VSS59	AV24
H47	VSS60	AV30
AJ19	VSS61	AV34
AJ2	VSS62	AV38
AJ20	VSS63	AV42
AJ22	VSS64	AV46
AJ23	VSS65	AV49
AJ26	VSS66	AV5
AJ28	VSS67	AV8
AJ32	VSS68	AW14
Y11	VSS69	AW18
AJ34	VSS70	AW2
AT5	VSS71	BF9
A4	VSS72	AW32
AK12	VSS73	AW36
AM41	VSS74	AW40
AN19	VSS75	AW52
AK26	VSS76	AY11
AK22	VSS77	AY43
AK23	VSS78	AY47
AK28	VSS79	

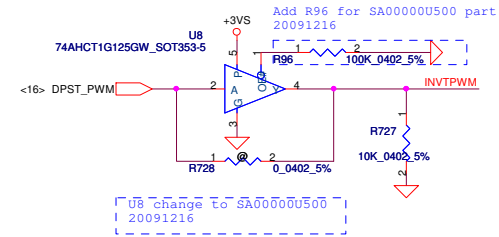
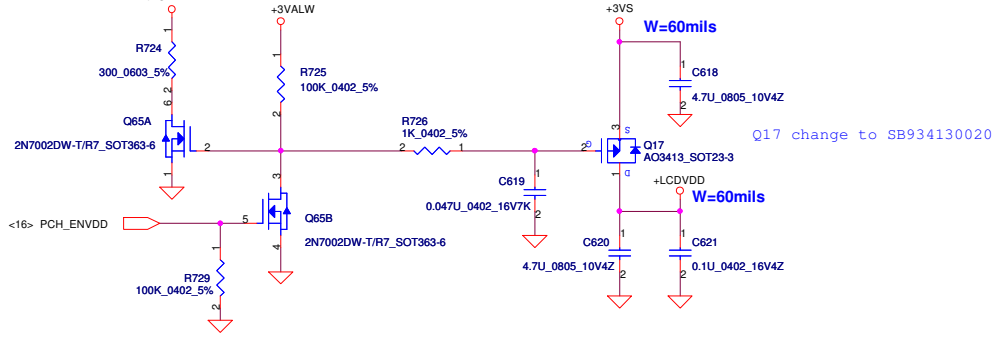
REV1.0

IBEXPEAK-M_FCBGA107

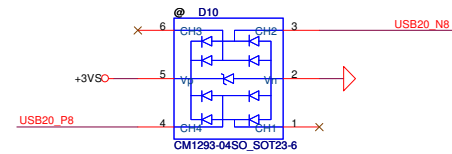
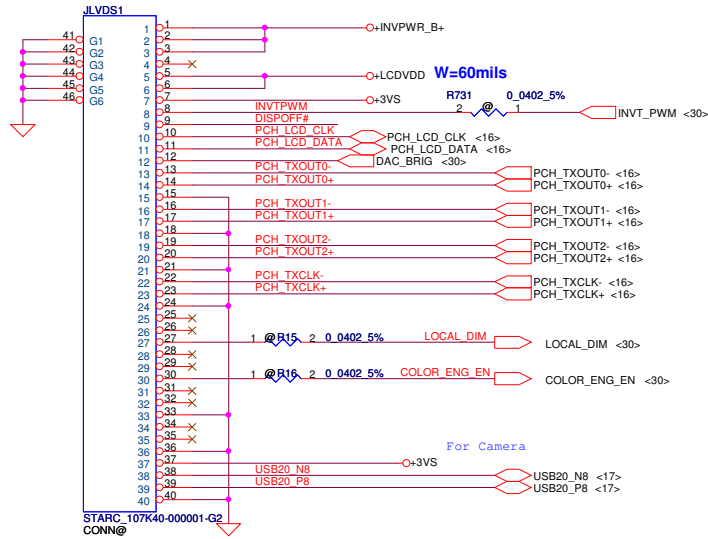
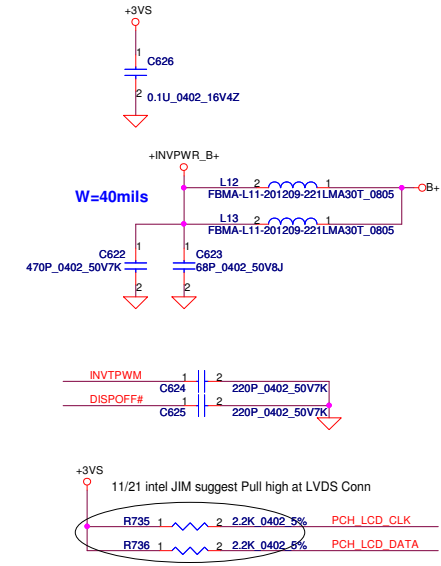
Del PCH XDP

Security Classification		Compal Secret Data		Compal Electronics, Inc.	
Issued Date	2009/08/01	Deciphered Date	2010/08/01	Title	
THIS SHEET OF ENGINEERING DRAWING IS THE PROPRIETARY PROPERTY OF COMPAL ELECTRONICS, INC. AND CONTAINS CONFIDENTIAL AND TRADE SECRET INFORMATION. THIS SHEET MAY NOT BE TRANSFERRED FROM THE CUSTODY OF THE COMPETENT DIVISION OF R&D DEPARTMENT EXCEPT AS AUTHORIZED BY COMPAL ELECTRONICS, INC. NEITHER THIS SHEET NOR THE INFORMATION IT CONTAINS MAY BE USED BY OR DISCLOSED TO ANY THIRD PARTY WITHOUT PRIOR WRITTEN CONSENT OF COMPAL ELECTRONICS, INC.				PCH (9/9) VSS & PCH XDP Port	
Size	Document Number	Date		Rev	1.0
Customer	PEW71 M/B LA-6582P Schematic	Thursday, July 08, 2010		Sheet	21 of 48

LCD POWER CIRCUIT



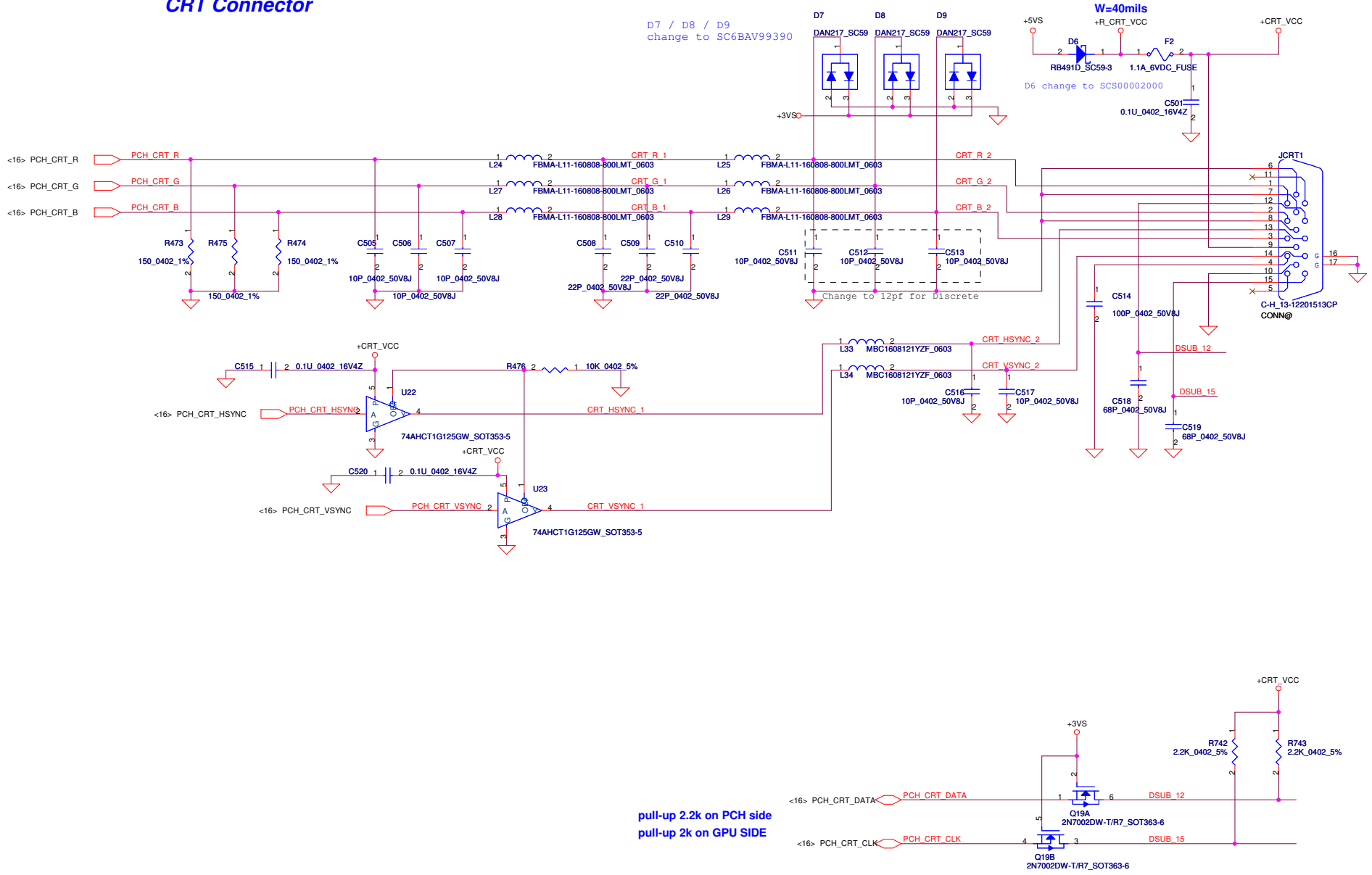
LED PANEL Conn.



<http://shop36609371.taobao.com/>
 QQ:52643956

Security Classification	Compal Secret Data			Compal Electronics, Inc.		
Issued Date	2009/5/12	Deciphered Date	2010/04/15	Title		
THIS SHEET OF ENGINEERING DRAWING IS THE PROPRIETARY PROPERTY OF COMPAL ELECTRONICS, INC. AND CONTAINS CONFIDENTIAL AND TRADE SECRET INFORMATION. THIS SHEET MAY NOT BE TRANSFERRED FROM THE CUSTODY OF THE COMPETENT DIVISION OF R&D DEPARTMENT EXCEPT AS AUTHORIZED BY COMPAL ELECTRONICS, INC. NEITHER THIS SHEET NOR THE INFORMATION IT CONTAINS MAY BE USED BY OR DISCLOSED TO ANY THIRD PARTY WITHOUT PRIOR WRITTEN CONSENT OF COMPAL ELECTRONICS, INC.				Size Document Number Rev		
				Customer PEW71 M/B LA-6582P Schematic 1.0		
				Date: Thursday, July 08, 2010 Sheet 22 of 48		

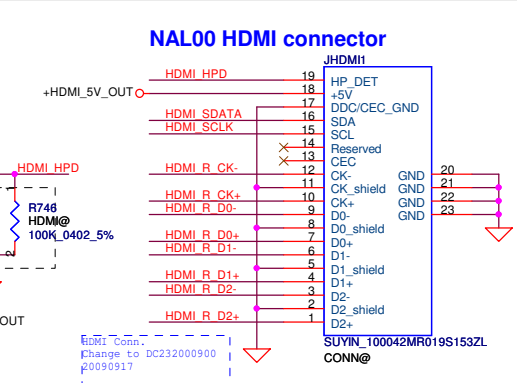
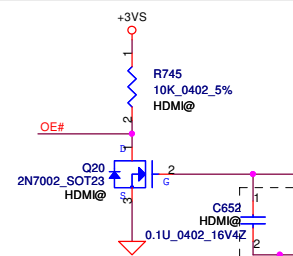
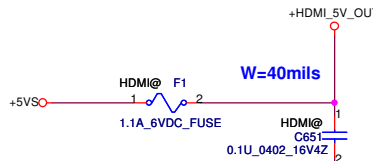
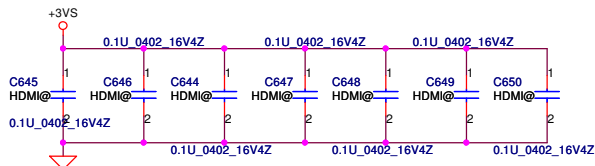
CRT Connector



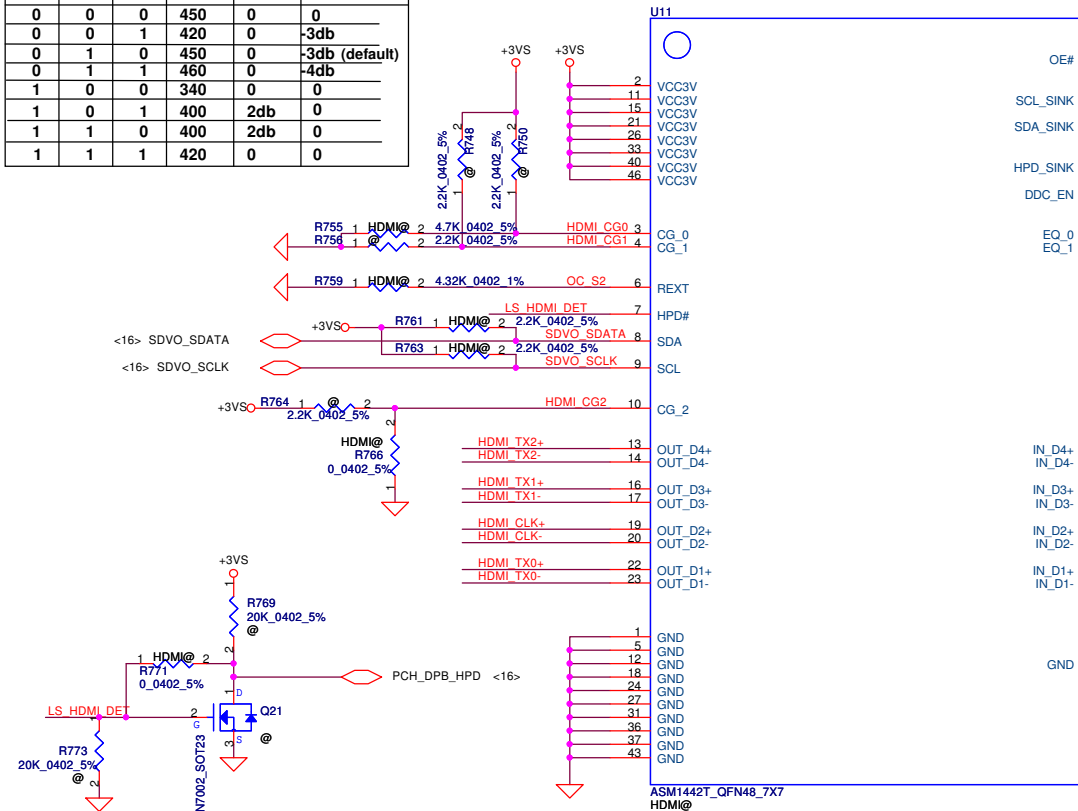
pull-up 2.2k on PCH side
pull-up 2k on GPU SIDE

<http://shop36609371.taobao.com/>
QQ:52643956

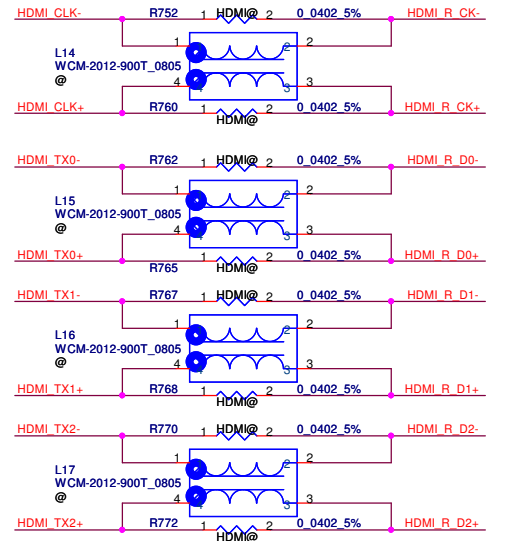
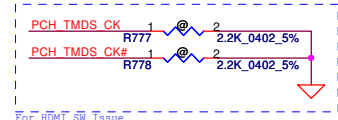
Security Classification	Compal Secret Data			Compal Electronics, Inc.		
Issued Date	2009/5/12	Deciphered Date	2010/04/15	Title		
THIS SHEET OF ENGINEERING DRAWING IS THE PROPRIETARY PROPERTY OF COMPAL ELECTRONICS, INC. AND CONTAINS CONFIDENTIAL AND TRADE SECRET INFORMATION. THIS SHEET MAY NOT BE TRANSFERRED FROM THE CUSTODY OF THE COMPETENT DIVISION OF R&D DEPARTMENT EXCEPT AS AUTHORIZED BY COMPAL ELECTRONICS, INC. NEITHER THIS SHEET NOR THE INFORMATION IT CONTAINS MAY BE USED BY OR DISCLOSED TO ANY THIRD PARTY WITHOUT PRIOR WRITTEN CONSENT OF COMPAL ELECTRONICS, INC.				CRT Connector		
Size B	Document Number	Date		Thursday, July 08, 2010	Sheet	23 of 48
	PEW71 M/B LA-6582P Schematic	Rev	1.0			



CG0	CG1	CG2	Swing	Pre-amp	Slew-rate
0	0	0	450	0	0
0	0	1	420	0	-3db
0	1	0	450	0	-3db (default)
0	1	1	460	0	-4db
1	0	0	340	0	0
1	0	1	400	2db	0
1	1	0	400	2db	0
1	1	1	420	0	0



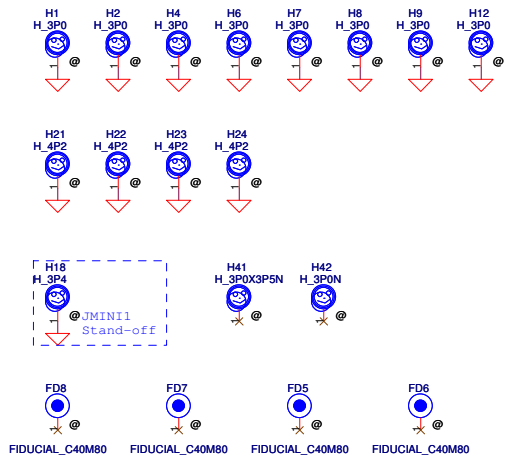
EQ0	EQ1	Equalization
0	0	12dB
0	1	9dB
1	0	6dB
1	1	3dB (default)



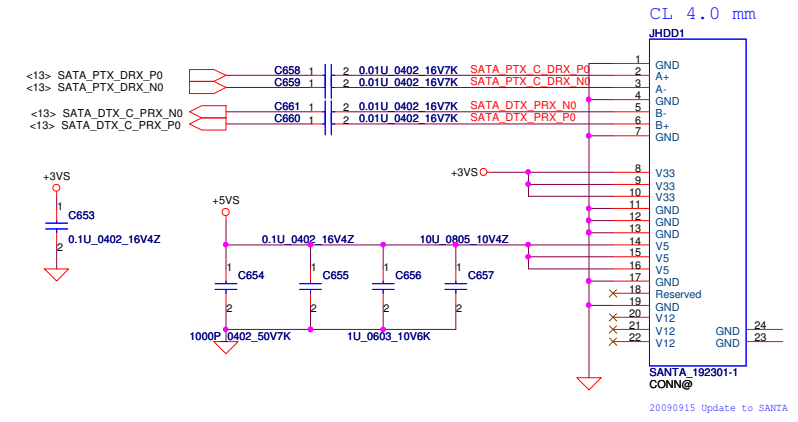
Change to TI P/N: SA00003DS00
20100608

http://shop36609371.taobao.com/
QQ:52649956

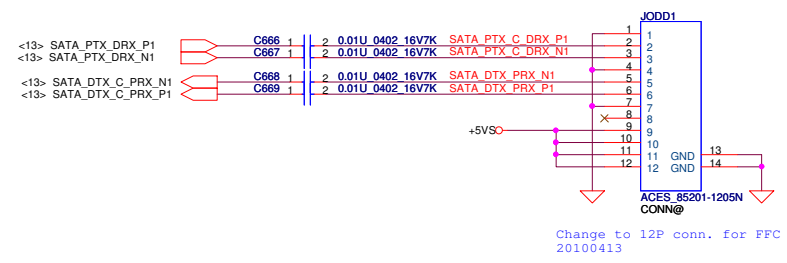
Security Classification		Compal Secret Data		Compal Electronics, Inc.	
Issued Date	2009/4/15	Deciphered Date	2010/04/15	Title	
THIS SHEET OF ENGINEERING DRAWING IS THE PROPRIETARY PROPERTY OF COMPAL ELECTRONICS, INC. AND CONTAINS CONFIDENTIAL AND TRADE SECRET INFORMATION. THIS SHEET MAY NOT BE TRANSFERRED FROM THE CUSTODY OF THE COMPETENT DIVISION OF R&D DEPARTMENT EXCEPT AS AUTHORIZED BY COMPAL ELECTRONICS, INC. NEITHER THIS SHEET NOR THE INFORMATION IT CONTAINS MAY BE USED BY OR DISCLOSED TO ANY THIRD PARTY WITHOUT PRIOR WRITTEN CONSENT OF COMPAL ELECTRONICS, INC.				HDMI Level Shift & Conn	
Size	Document Number	PEW71 M/B LA-6582P Schematic		Rev	1.0
Date:	Thursday, July 08, 2010	Sheet	24	of	48



SATA HDD1 Conn.



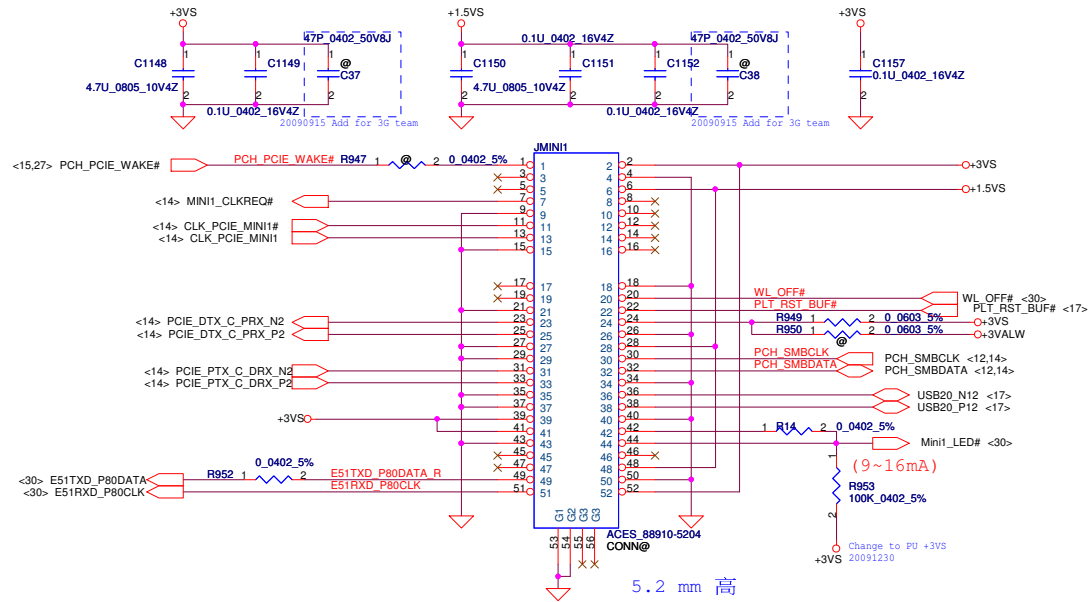
SATA ODD FFC Conn.



<http://shop36609371.taobao.com/>
 QQ: 52643956

Security Classification		Compal Secret Data		Compal Electronics, Inc.	
Issued Date	2009/5/12	Deciphered Date	2010/04/15	Title	HDD & ODD & Screw Hole
THIS SHEET OF ENGINEERING DRAWING IS THE PROPRIETARY PROPERTY OF COMPAL ELECTRONICS, INC. AND CONTAINS CONFIDENTIAL AND TRADE SECRET INFORMATION. THIS SHEET MAY NOT BE TRANSFERRED FROM THE CUSTODY OF THE COMPETENT DIVISION OF R&D DEPARTMENT EXCEPT AS AUTHORIZED BY COMPAL ELECTRONICS, INC. NEITHER THIS SHEET NOR THE INFORMATION IT CONTAINS MAY BE USED BY OR DISCLOSED TO ANY THIRD PARTY WITHOUT PRIOR WRITTEN CONSENT OF COMPAL ELECTRONICS, INC.				Size B	Document Number PEW71 M/B LA-6582P Schematic
				Date: Thursday, July 08, 2010	Rev 1.0
				Sheet 25	of 48

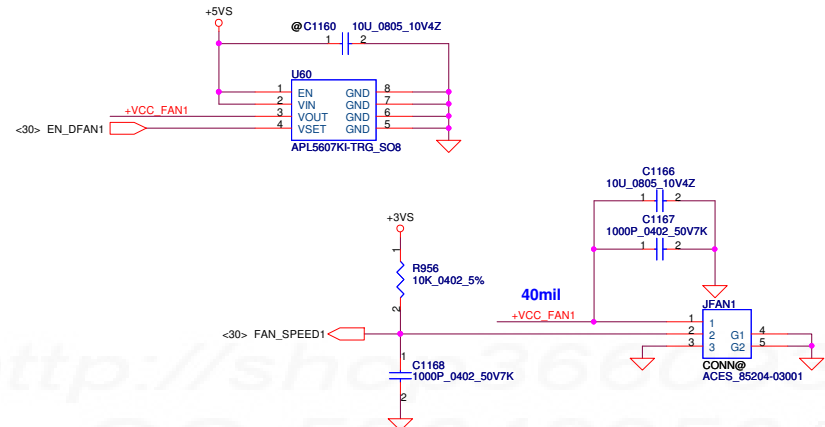
For Wireless LAN



Del 3G / GPS Module Connect

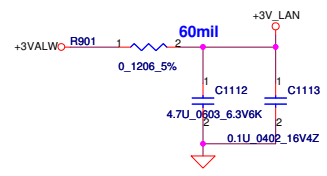
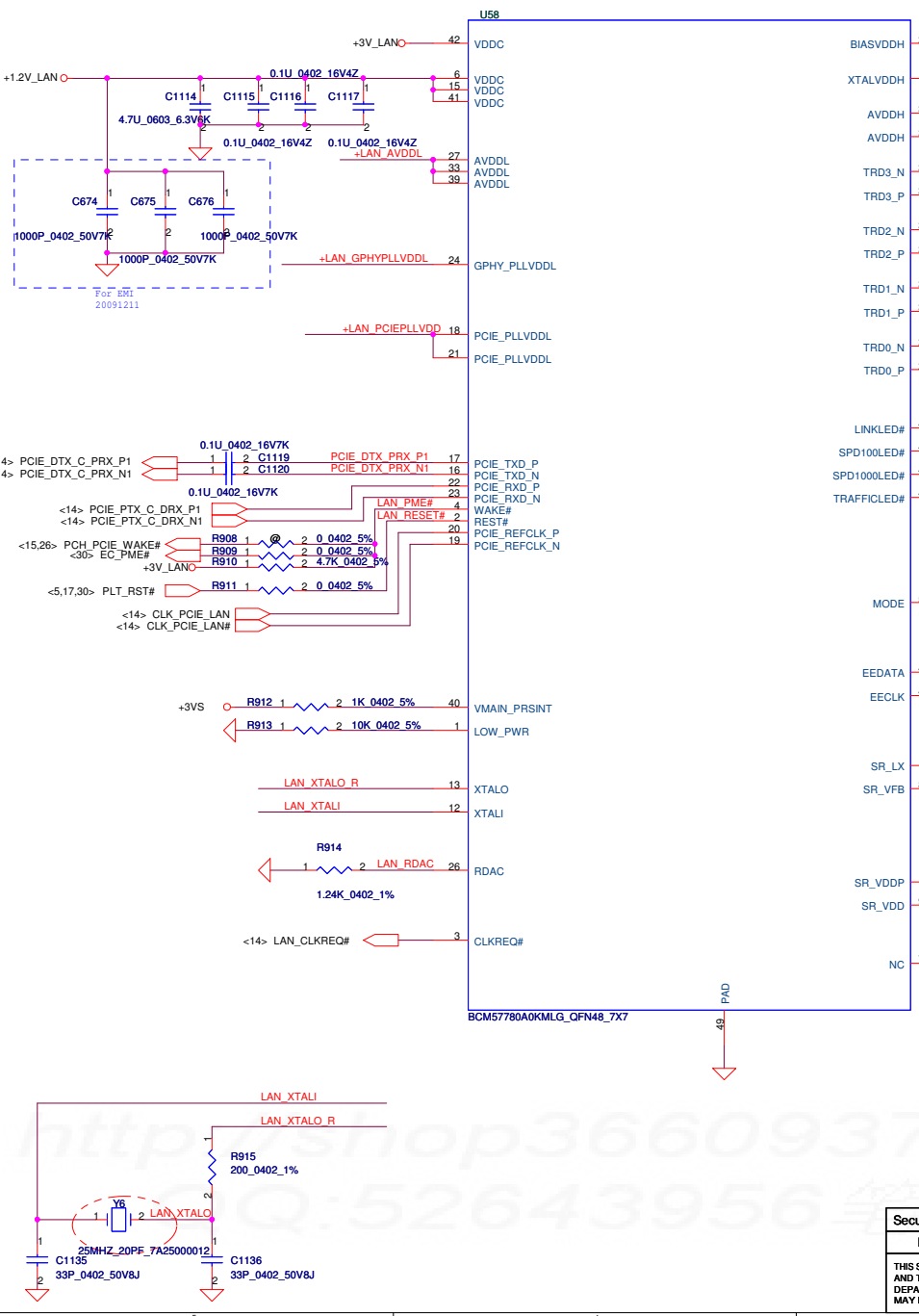
Mini Card Power Rating			
Power	Primary Power (mA)		Auxiliary Power (mA)
	Peak	Normal	Normal
+3VS	1000	750	
+3V	330	250	250 (wake enable)
+1.5VS	500	375	5 (Not wake enable)

FAN1 Conn

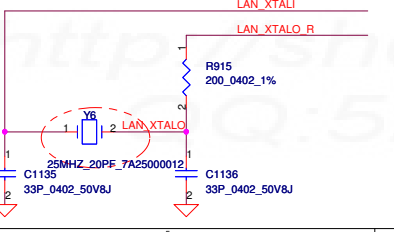
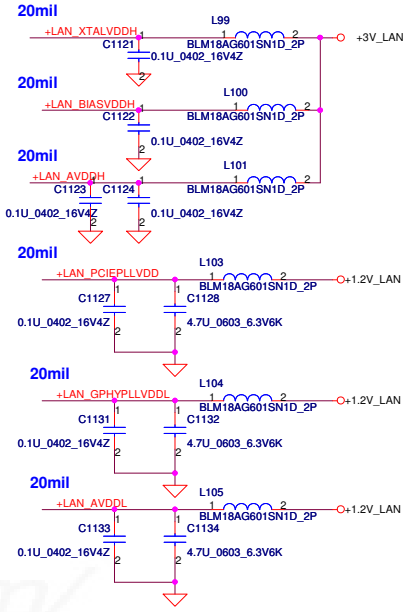
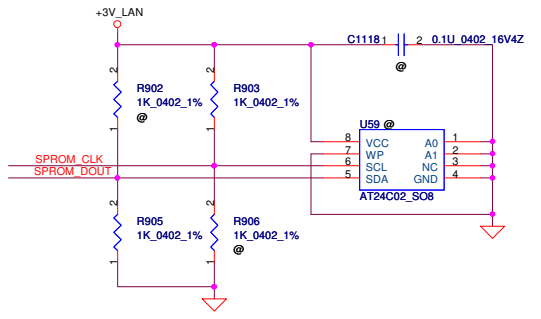


Security Classification		Compal Secret Data		Compal Electronics, Inc.		
Issued Date	2009/5/12	Deciphered Date	2007/12/25	Title		
				MINI CARD (WLAN & 3G)/FAN		
Size	Document Number			Rev		
B	PEW71 M/B LA-6582P Schematic			1.0		
Date:	Thursday, July 08, 2010	Sheet	26	of	48	

THIS SHEET OF ENGINEERING DRAWING IS THE PROPRIETARY PROPERTY OF COMPAL ELECTRONICS, INC. AND CONTAINS CONFIDENTIAL AND TRADE SECRET INFORMATION. THIS SHEET MAY NOT BE TRANSFERRED FROM THE CUSTODY OF THE COMPETENT DIVISION OF R&D DEPARTMENT EXCEPT AS AUTHORIZED BY COMPAL ELECTRONICS, INC. NEITHER THIS SHEET NOR THE INFORMATION IT CONTAINS MAY BE USED BY OR DISCLOSED TO ANY THIRD PARTY WITHOUT PRIOR WRITTEN CONSENT OF COMPAL ELECTRONICS, INC.

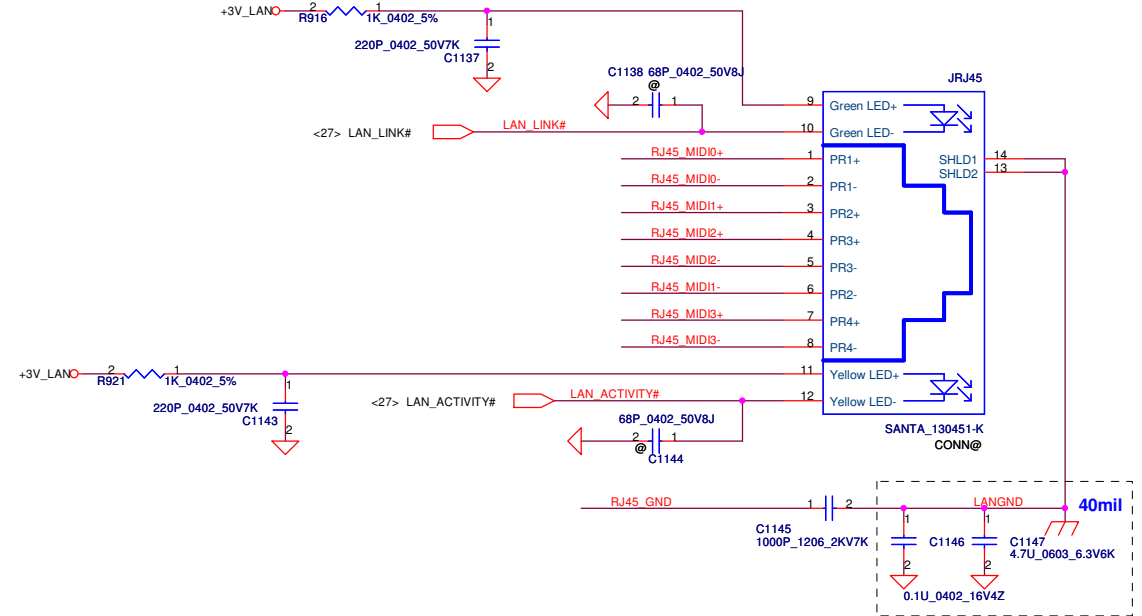
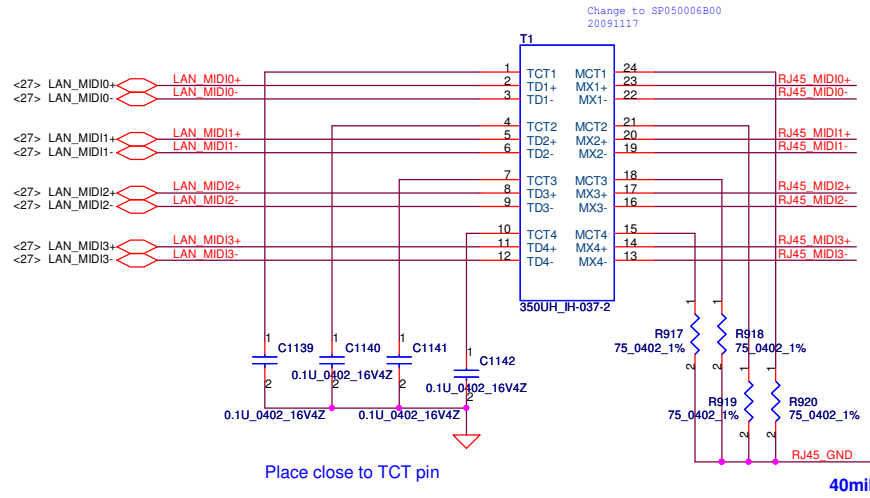


	SPROM_CLK (EECLK)	SPROM_DOUT (EEDATA)
On chip	1	0
AT24C02	1	1



Security Classification	Compal Secret Data		Title	
Issued Date	2008/08/10	Deciphered Date	2009/08/10	Compal Electronics, Inc.
THIS SHEET OF ENGINEERING DRAWING IS THE PROPRIETARY PROPERTY OF COMPAL ELECTRONICS, INC. AND CONTAINS CONFIDENTIAL AND TRADE SECRET INFORMATION. THIS SHEET MAY NOT BE TRANSFERRED FROM THE CUSTODY OF THE COMPETENT DIVISION OF R&D DEPARTMENT EXCEPT AS AUTHORIZED BY COMPAL ELECTRONICS, INC. NEITHER THIS SHEET NOR THE INFORMATION IT CONTAINS MAY BE USED BY OR DISCLOSED TO ANY THIRD PARTY WITHOUT PRIOR WRITTEN CONSENT OF COMPAL ELECTRONICS, INC.				Broadcom BCM57780 Size Document Number Customer PEW71 M/B LA-6582P Schematic Rev 1.0 Date: Thursday, July 08, 2010 Sheet 27 of 48

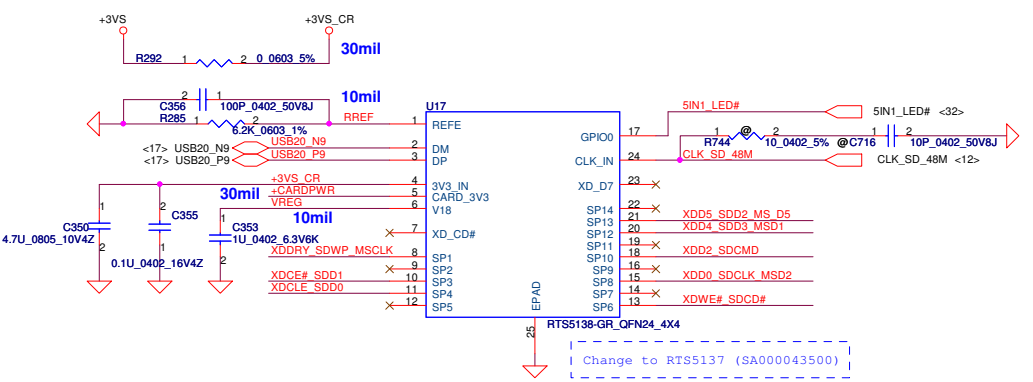
LAN Connector



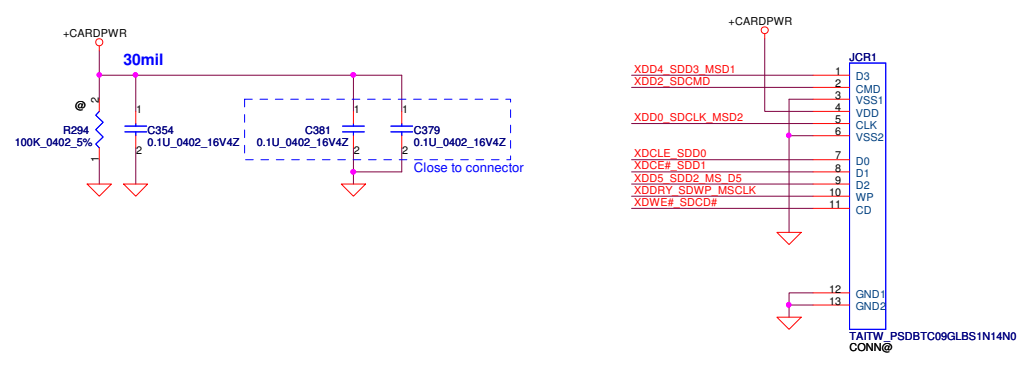
<http://shop36609371.taobao.com/>
QQ:52643956

Security Classification		Compal Secret Data		Compal Electronics, Inc.	
Issued Date	2008/08/10	Deciphered Date	2009/08/10	Title	
THIS SHEET OF ENGINEERING DRAWING IS THE PROPRIETARY PROPERTY OF COMPAL ELECTRONICS, INC. AND CONTAINS CONFIDENTIAL AND TRADE SECRET INFORMATION. THIS SHEET MAY NOT BE TRANSFERRED FROM THE CUSTODY OF THE COMPETENT DIVISION OF R&D DEPARTMENT EXCEPT AS AUTHORIZED BY COMPAL ELECTRONICS, INC. NEITHER THIS SHEET NOR THE INFORMATION IT CONTAINS MAY BE USED BY OR DISCLOSED TO ANY THIRD PARTY WITHOUT PRIOR WRITTEN CONSENT OF COMPAL ELECTRONICS, INC.				LAN Magnetic & RJ45	
Size	Document Number	Date		Sheet	Rev
Customer	PEW71 M/B LA-6582P Schematic	Thursday, July 08, 2010		28	1.0
				of	48

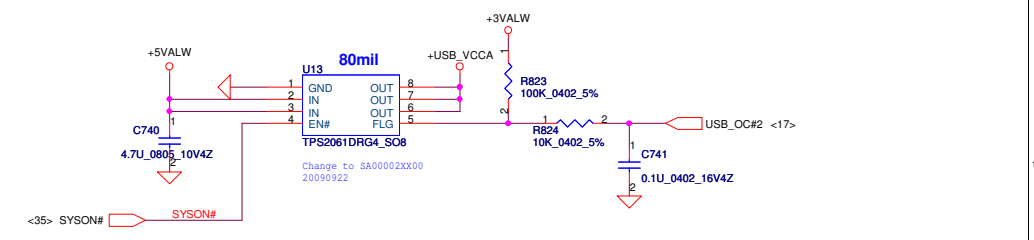
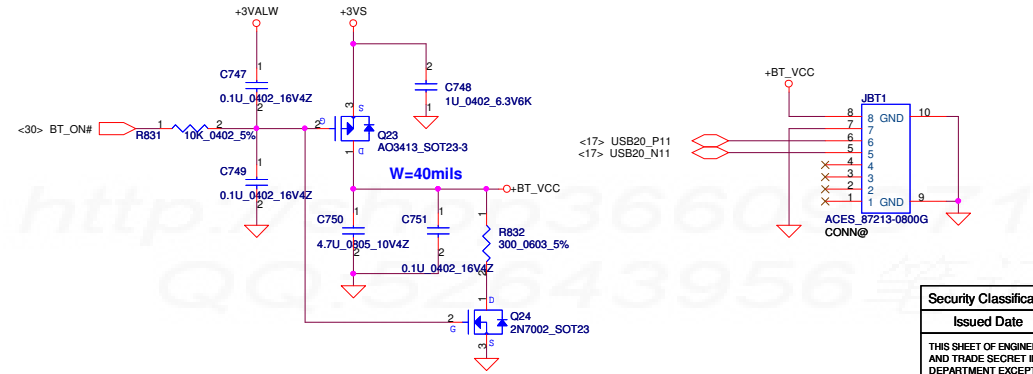
Card Reader RTS5138 / RTS5137 (only SD+MMC function)



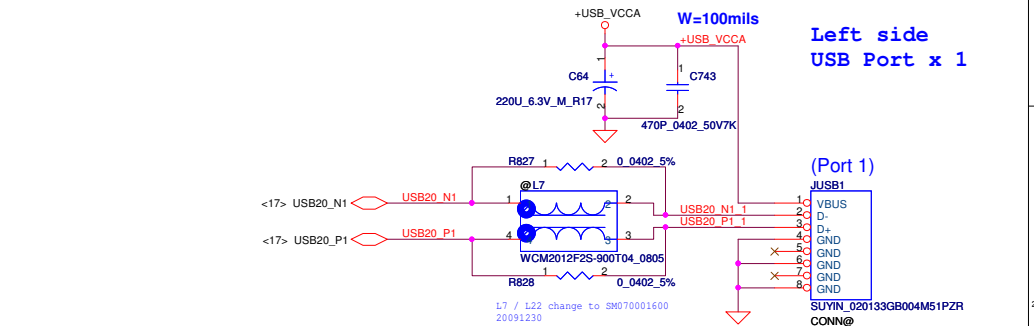
Card Reader Connector



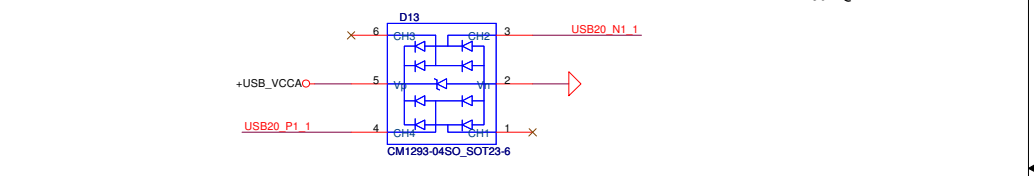
Bluetooth Conn.



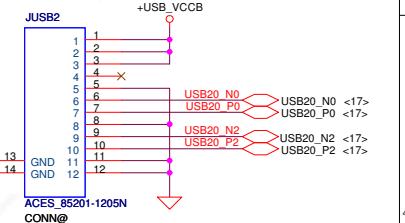
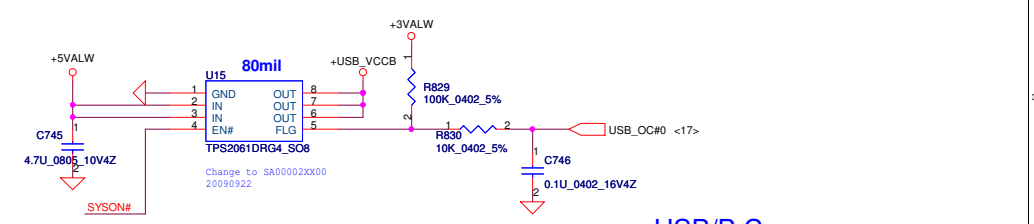
Left side USB Port x 1



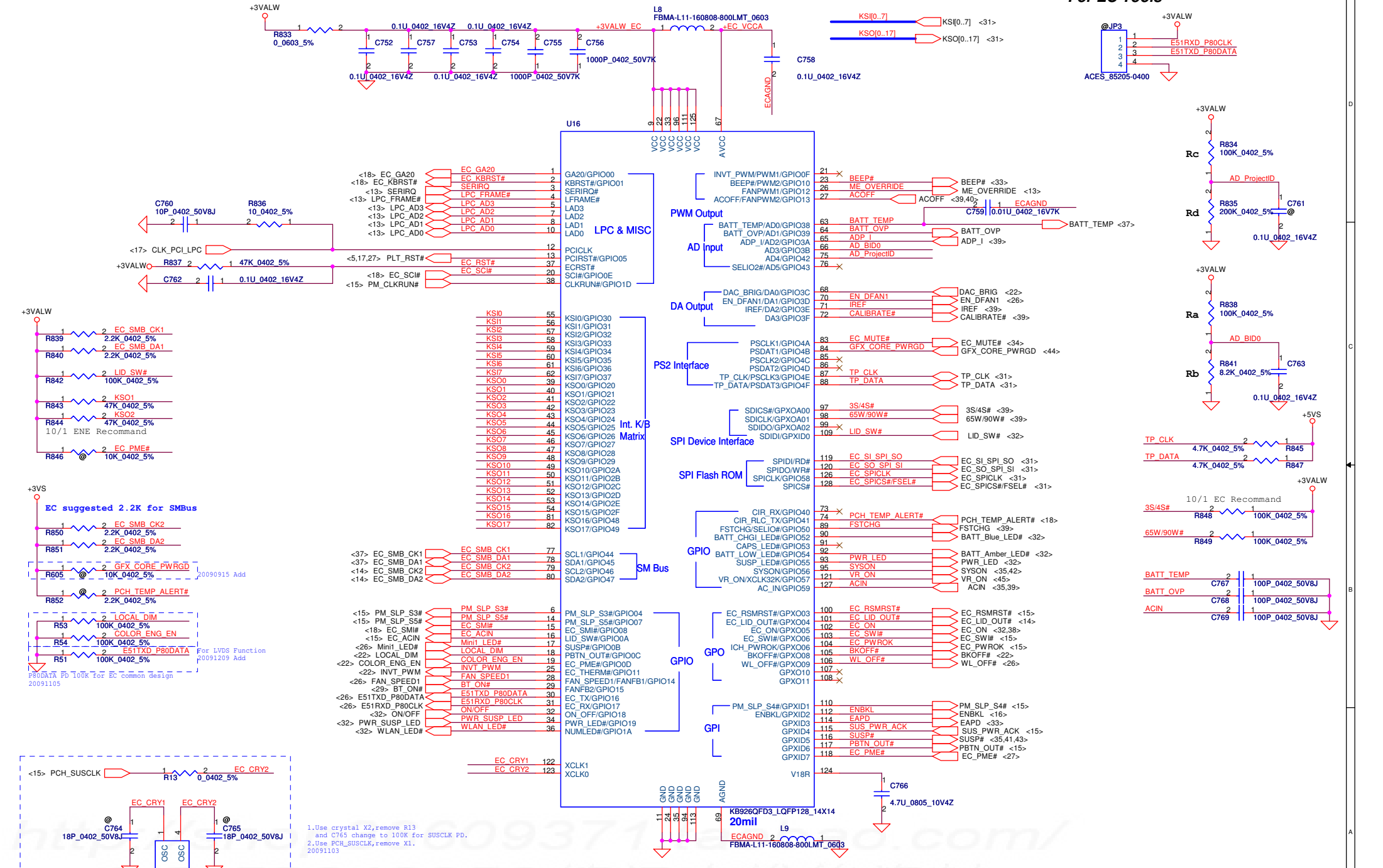
(Port 1)



USB/B Conn. (Port 0,2)



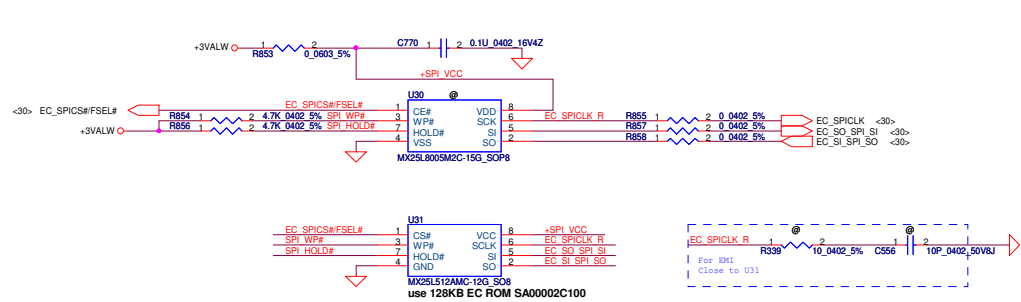
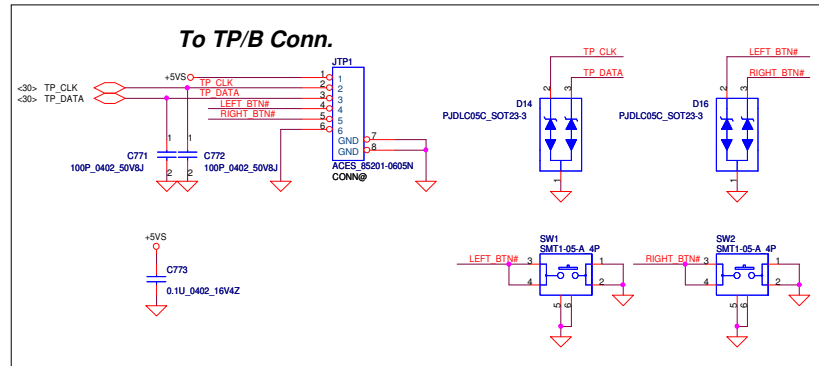
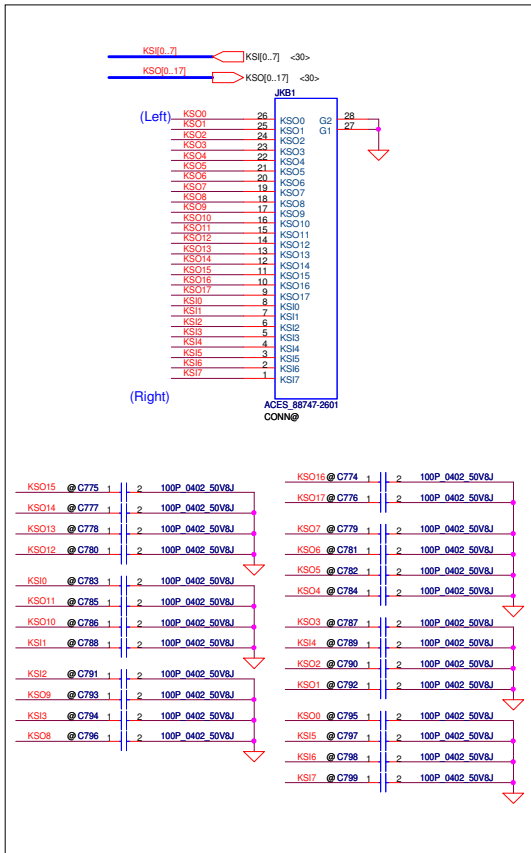
Security Classification		Compal Secret Data		Compal Electronics, Inc.	
Issued Date	2009/5/12	Deciphered Date	2009/12/31	Title	
				USB & Card reader& BT Connector	
THIS SHEET OF ENGINEERING DRAWING IS THE PROPRIETARY PROPERTY OF COMPAL ELECTRONICS, INC. AND CONTAINS CONFIDENTIAL AND TRADE SECRET INFORMATION. THIS SHEET MAY NOT BE TRANSFERRED FROM THE CUSTODY OF THE COMPETENT DIVISION OF R&D DEPARTMENT EXCEPT AS AUTHORIZED BY COMPAL ELECTRONICS, INC. NEITHER THIS SHEET NOR THE INFORMATION IT CONTAINS MAY BE USED BY OR DISCLOSED TO ANY THIRD PARTY WITHOUT PRIOR WRITTEN CONSENT OF COMPAL ELECTRONICS, INC.		Size B		Document Number	Rev 1.0
				PEW71 M/B LA-6582P Schematic	
				Date:	Thursday, July 08, 2010
				Sheet	29 of 48



1. Use crystal X2, remove R13 and C765 change to 100K for SUSCLK PD.
2. Use PCH_SUSCLK, remove X1.
20091103

For EC SUSCLK PD 100K

Security Classification		Compal Secret Data		Compal Electronics, Inc.	
Issued Date	2009/4/15	Deciphered Date	2010/04/15	Title	EC ENE KB926
THIS SHEET OF ENGINEERING DRAWING IS THE PROPRIETARY PROPERTY OF COMPAL ELECTRONICS, INC. AND CONTAINS CONFIDENTIAL AND TRADE SECRET INFORMATION. THIS SHEET MAY NOT BE TRANSFERRED FROM THE CUSTODY OF THE COMPETENT DIVISION OF R&D DEPARTMENT EXCEPT AS AUTHORIZED BY COMPAL ELECTRONICS, INC. NEITHER THIS SHEET NOR THE INFORMATION IT CONTAINS MAY BE USED BY OR DISCLOSED TO ANY THIRD PARTY WITHOUT PRIOR WRITTEN CONSENT OF COMPAL ELECTRONICS, INC.					
Size	Document Number	Date		Sheet	
B	PEW71 M/B LA-6582P Schematic	Thursday, July 08, 2010		30 of 48	
Rev	1.0				



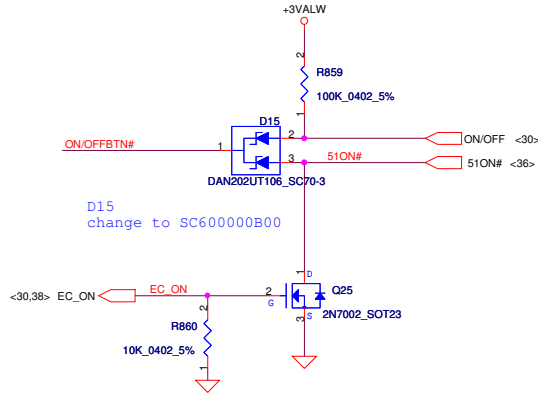
ENE suggestion SPI Frequency over 66MHz
 SST: 50MHz
 MXIC: 70MHz
 ST: 40MHz

To BTN/B Conn.

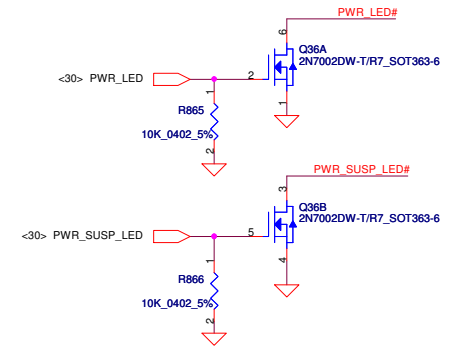
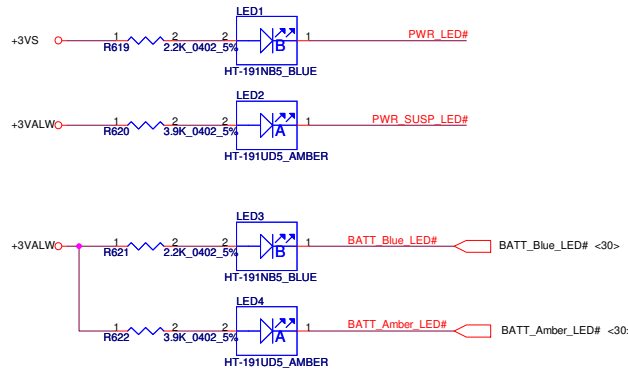
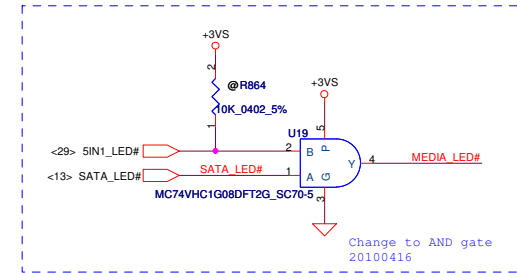
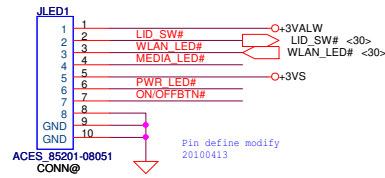
	KSO0	KSO3
KSI1	WL_BTN#	Program_BTN#
KSI2	T/P lock_BTN#	
KSI3	Back up_BTN#	Volum up_BTN#
KSI4	BT_BTN#	Volum down_BTN#
KSI5	Power save_BTN#	

http://shop36609371.taobao.com/
 QQ:52643956 笔记本维修资料

Power Button

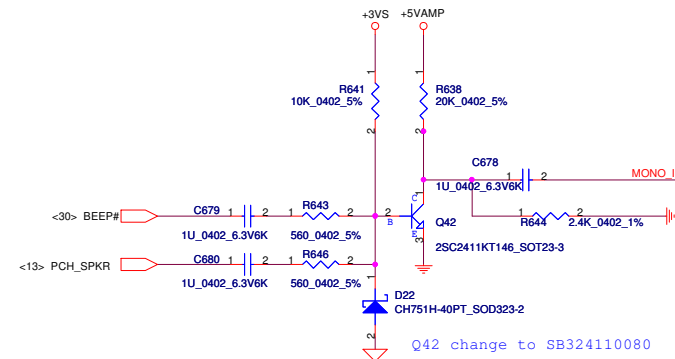
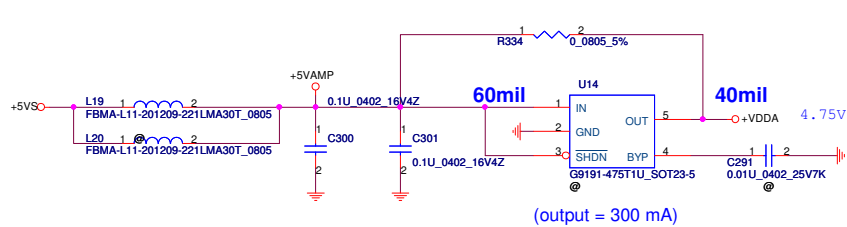


LED/B LEFT

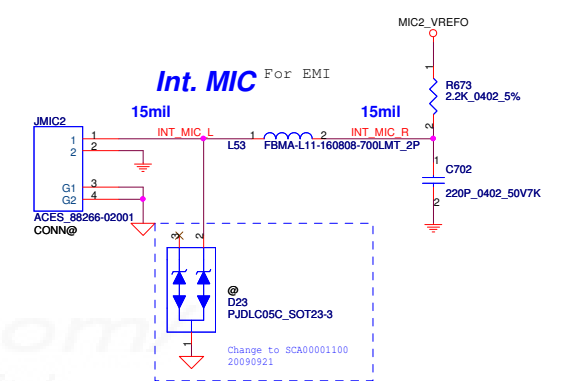
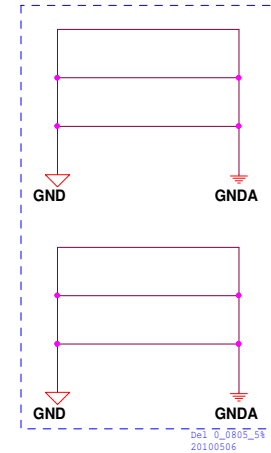
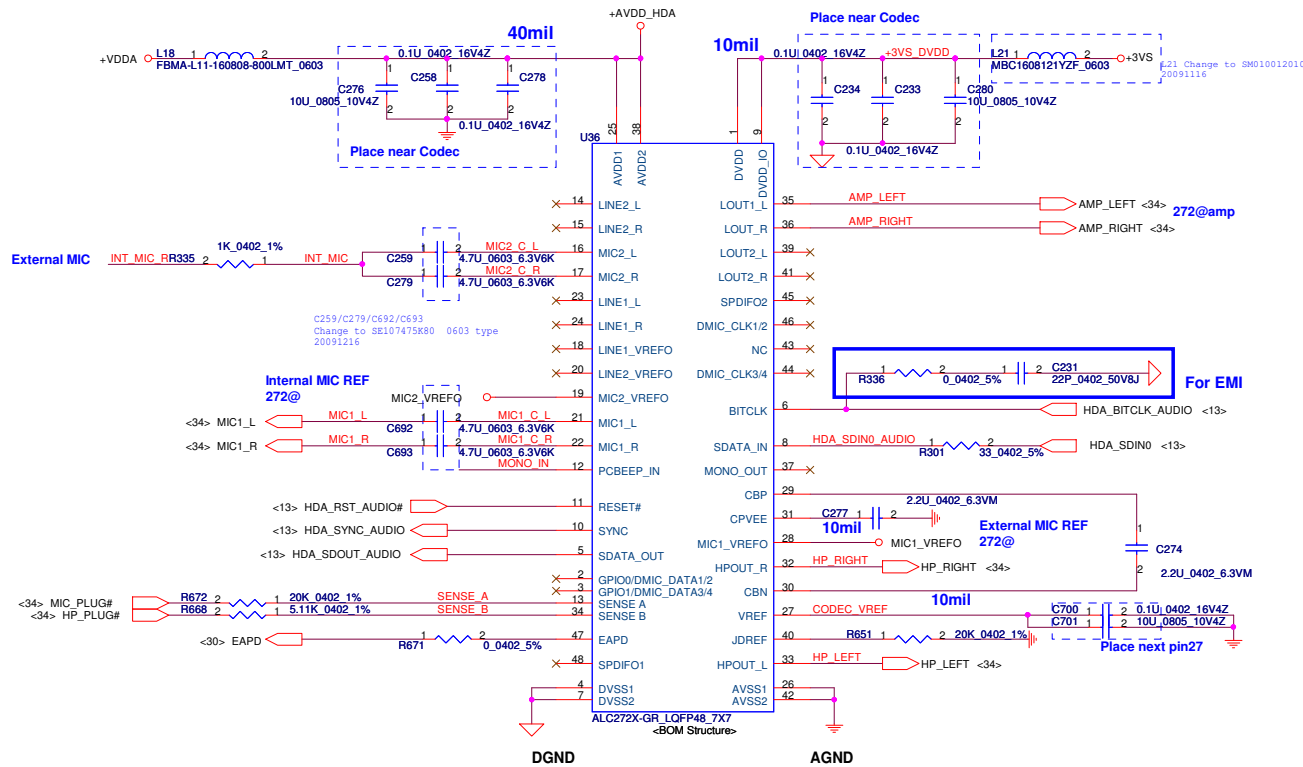


<http://shop36609371.taobao.com/>
QQ:52643956

Security Classification		Compal Secret Data		Compal Electronics, Inc.	
Issued Date	2009/5/12	Deciphered Date	2009/12/31	Title	
THIS SHEET OF ENGINEERING DRAWING IS THE PROPRIETARY PROPERTY OF COMPAL ELECTRONICS, INC. AND CONTAINS CONFIDENTIAL AND TRADE SECRET INFORMATION. THIS SHEET MAY NOT BE TRANSFERRED FROM THE CUSTODY OF THE COMPETENT DIVISION OF R&D DEPARTMENT EXCEPT AS AUTHORIZED BY COMPAL ELECTRONICS, INC. NEITHER THIS SHEET NOR THE INFORMATION IT CONTAINS MAY BE USED BY OR DISCLOSED TO ANY THIRD PARTY WITHOUT PRIOR WRITTEN CONSENT OF COMPAL ELECTRONICS, INC.				Size B	Document Number
				PEW71 M/B LA-6582P Schematic	
				Date:	Thursday, July 08, 2010
				Sheet	32 of 48
				Rev	1.0



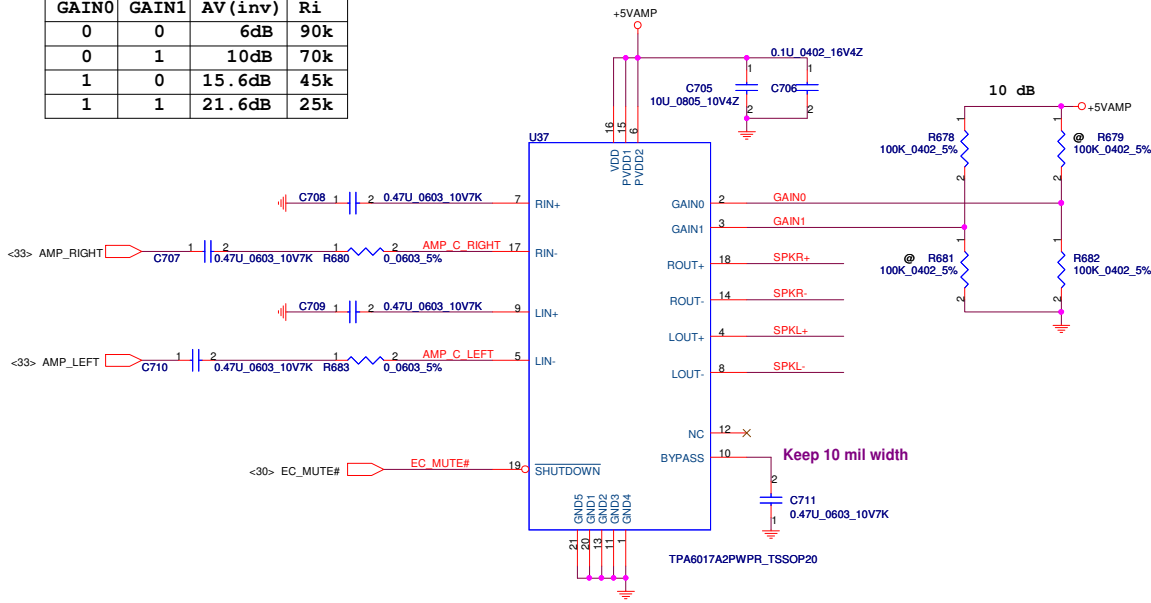
HD Audio Codec



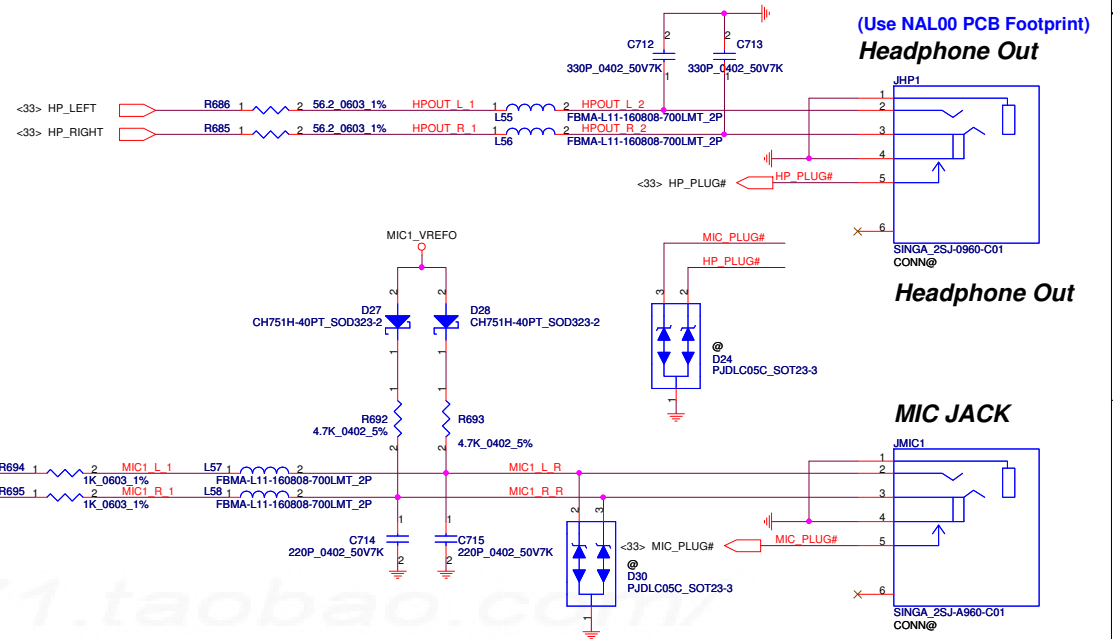
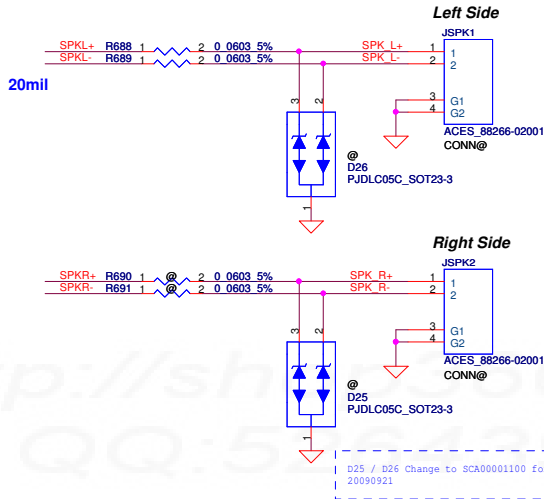
<http://shop36609371.taobao.com>
 QQ:52643956

Security Classification		Compal Secret Data		Title	
Issued Date	2008/08/10	Deciphered Date	2009/08/10	HD Audio Codec ALC271X/272X	
THIS SHEET OF ENGINEERING DRAWING IS THE PROPRIETARY PROPERTY OF COMPAL ELECTRONICS, INC. AND CONTAINS CONFIDENTIAL AND TRADE SECRET INFORMATION. THIS SHEET MAY NOT BE TRANSFERRED FROM THE CUSTODY OF THE COMPETENT DIVISION OF R&D DEPARTMENT EXCEPT AS AUTHORIZED BY COMPAL ELECTRONICS, INC. NEITHER THIS SHEET NOR THE INFORMATION IT CONTAINS MAY BE USED BY OR DISCLOSED TO ANY THIRD PARTY WITHOUT PRIOR WRITTEN CONSENT OF COMPAL ELECTRONICS, INC.				Size	Document Number
				Customer	PEW71 M/B LA-6582P Schematic
				Date:	Thursday, July 08, 2010
				Sheet	33 of 48

GAIN0	GAIN1	AV (inv)	Ri
0	0	6dB	90k
0	1	10dB	70k
1	0	15.6dB	45k
1	1	21.6dB	25k

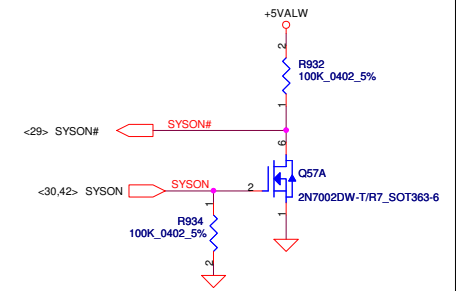
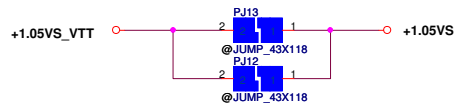
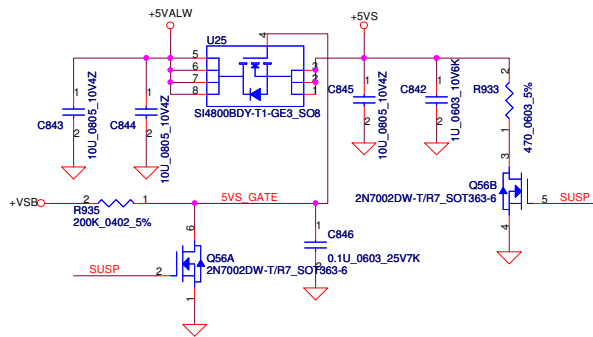


Int. Speaker Conn.

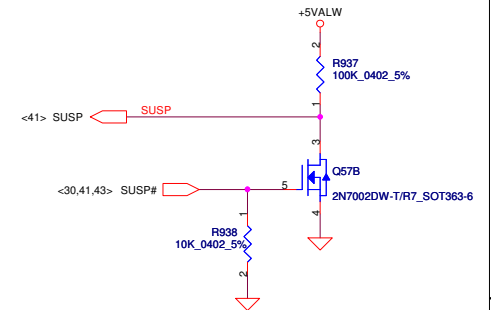
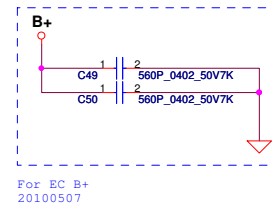
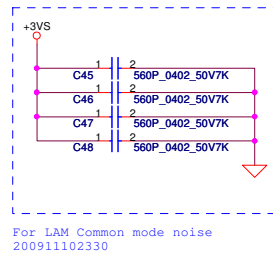
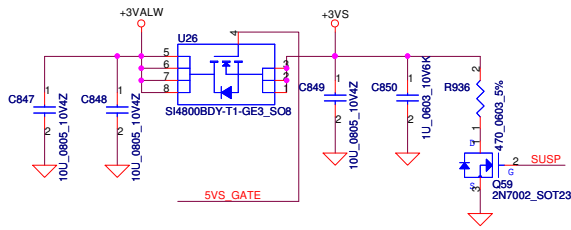


Security Classification		Compal Secret Data		Title	
Issued Date	2008/08/10	Deciphered Date	2009/08/10	Compal Electronics, Inc.	
THIS SHEET OF ENGINEERING DRAWING IS THE PROPRIETARY PROPERTY OF COMPAL ELECTRONICS, INC. AND CONTAINS CONFIDENTIAL AND TRADE SECRET INFORMATION. THIS SHEET MAY NOT BE TRANSFERRED FROM THE CUSTODY OF THE COMPETENT DIVISION OF R&D DEPARTMENT EXCEPT AS AUTHORIZED BY COMPAL ELECTRONICS, INC. NEITHER THIS SHEET NOR THE INFORMATION IT CONTAINS MAY BE USED BY OR DISCLOSED TO ANY THIRD PARTY WITHOUT PRIOR WRITTEN CONSENT OF COMPAL ELECTRONICS, INC.				Amplifier & Audio Jack	
Size	Document Number	Date	Thursday, July 08, 2010	Rev	1.0
Customer: PEW71 M/B LA-6582P Schematic				Date: Thursday, July 08, 2010 Sheet 34 of 48	

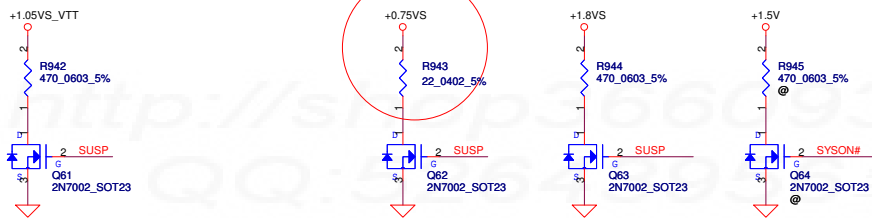
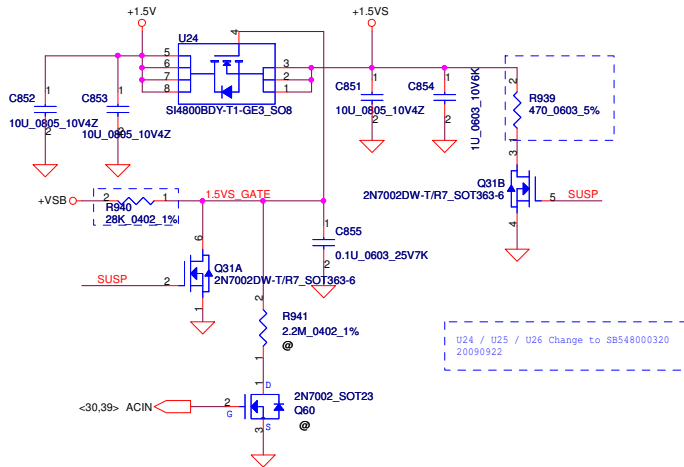
+5VALW TO +5VS



+3VALW TO +3VS

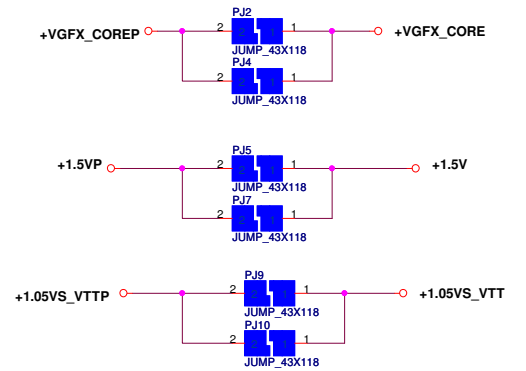
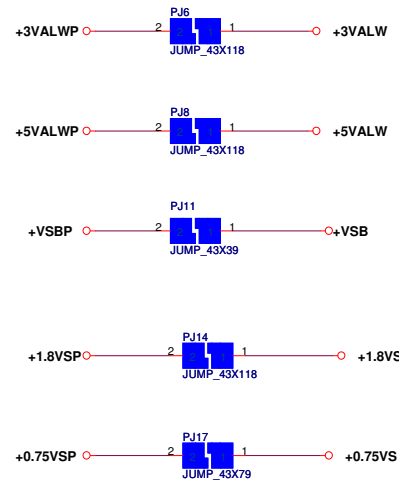
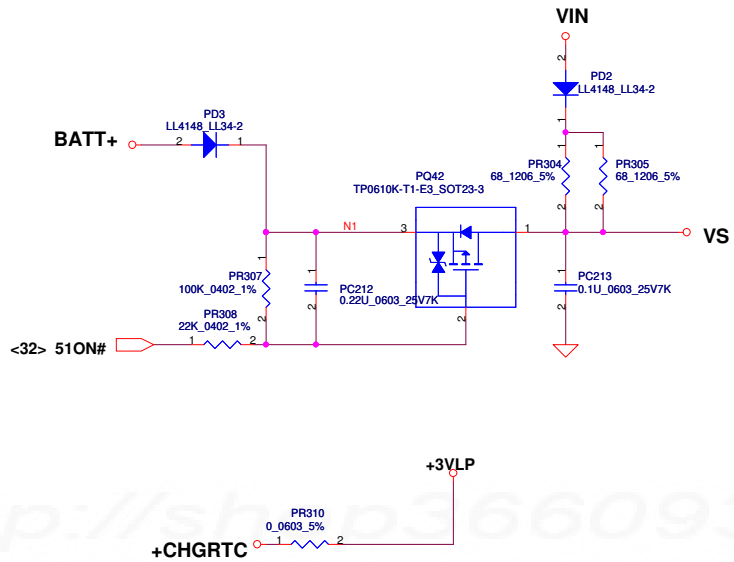
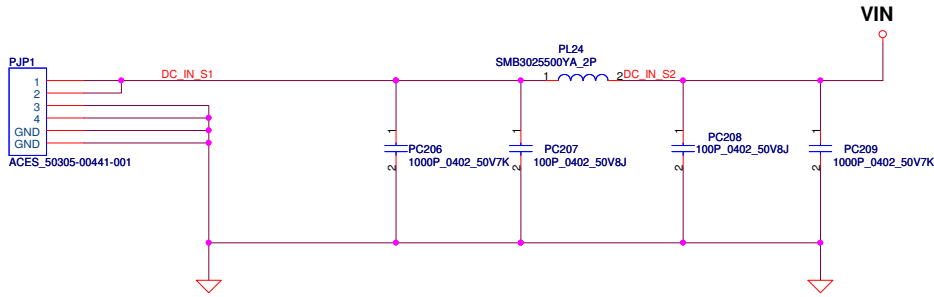


+1.5V to +1.5VS



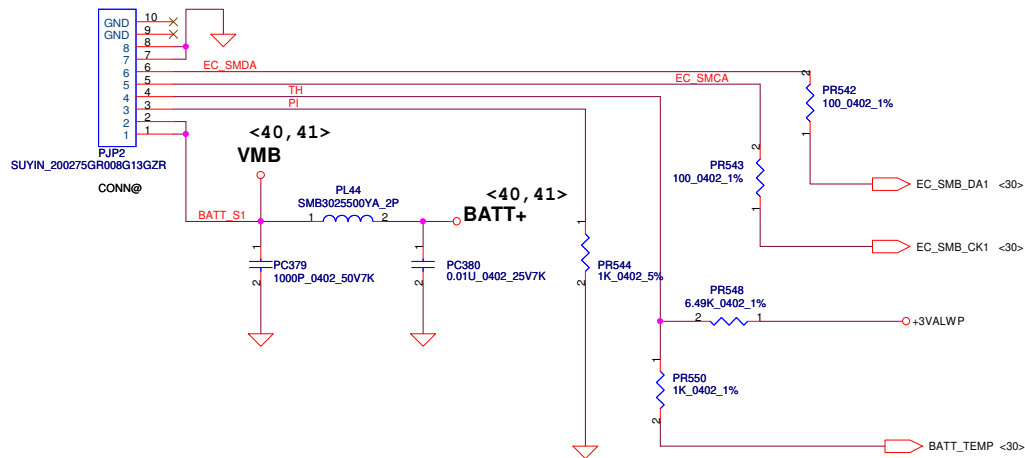
Security Classification		Compal Secret Data		Compal Electronics, Inc.	
Issued Date	2009/5/12	Deciphered Date	2009/12/31	Title	
				DC Interface	
Size B	Document Number	Date: Thursday, July 08, 2010		Rev 1.0	
				PEW71 M/B LA-6582P Schematic	
				Sheet 35 of 48	

THIS SHEET OF ENGINEERING DRAWING IS THE PROPRIETARY PROPERTY OF COMPAL ELECTRONICS, INC. AND CONTAINS CONFIDENTIAL AND TRADE SECRET INFORMATION. THIS SHEET MAY NOT BE TRANSFERRED FROM THE CUSTODY OF THE COMPETENT DIVISION OF R&D DEPARTMENT EXCEPT AS AUTHORIZED BY COMPAL ELECTRONICS, INC. NEITHER THIS SHEET NOR THE INFORMATION IT CONTAINS MAY BE USED BY OR DISCLOSED TO ANY THIRD PARTY WITHOUT PRIOR WRITTEN CONSENT OF COMPAL ELECTRONICS, INC.

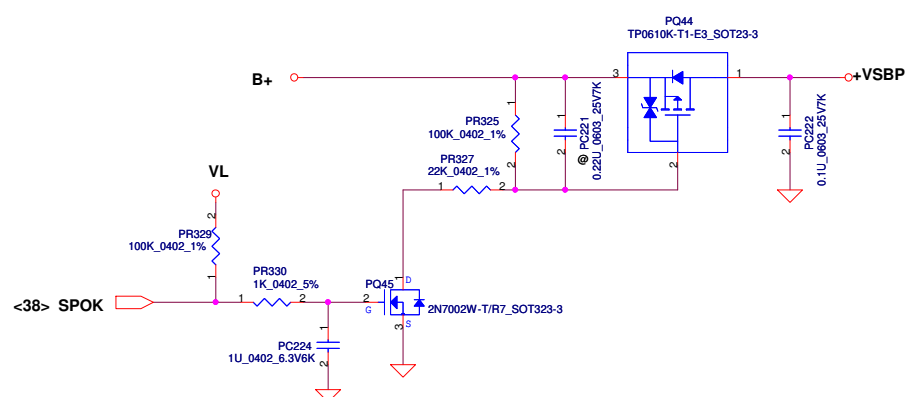
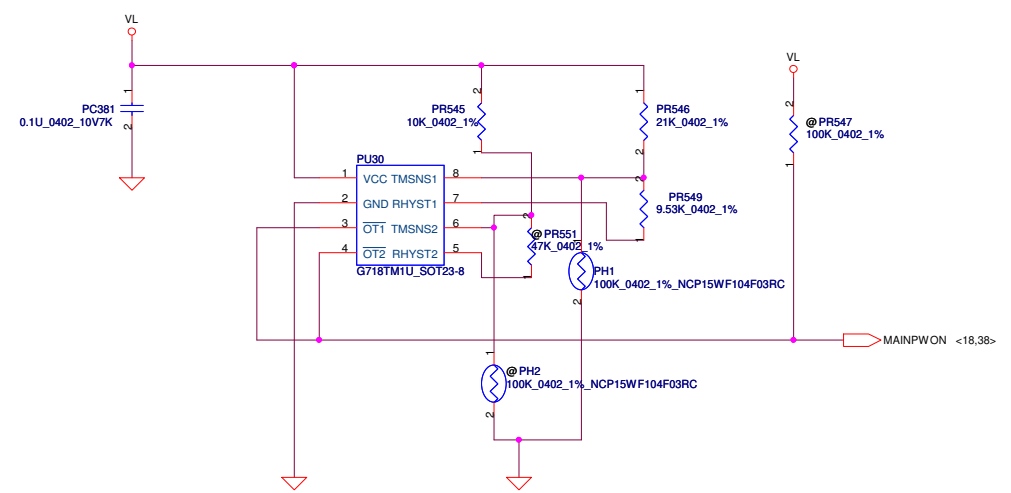


<http://shop36609371.taobao.com/>
 QQ:52643956 笔记本维修资料

Security Classification		Compal Secret Data		Compal Electronics, Inc.	
Issued Date	2007/09/20	Deciphered Date	2008/09/20	Title	
THIS SHEET OF ENGINEERING DRAWING IS THE PROPRIETARY PROPERTY OF COMPAL ELECTRONICS, INC. AND CONTAINS CONFIDENTIAL AND TRADE SECRET INFORMATION. THIS SHEET MAY NOT BE TRANSFERRED FROM THE CUSTODY OF THE COMPETENT DIVISION OF R&D DEPARTMENT EXCEPT AS AUTHORIZED BY COMPAL ELECTRONICS, INC. NEITHER THIS SHEET NOR THE INFORMATION IT CONTAINS MAY BE USED BY OR DISCLOSED TO ANY THIRD PARTY WITHOUT PRIOR WRITTEN CONSENT OF COMPAL ELECTRONICS, INC.				DCIN	
Size	Document Number	Rev		Date	
Custom	PEW71 M/B LA-6582P Schematic	1.0		Thursday, July 08, 2010	
				Sheet	36 of 48



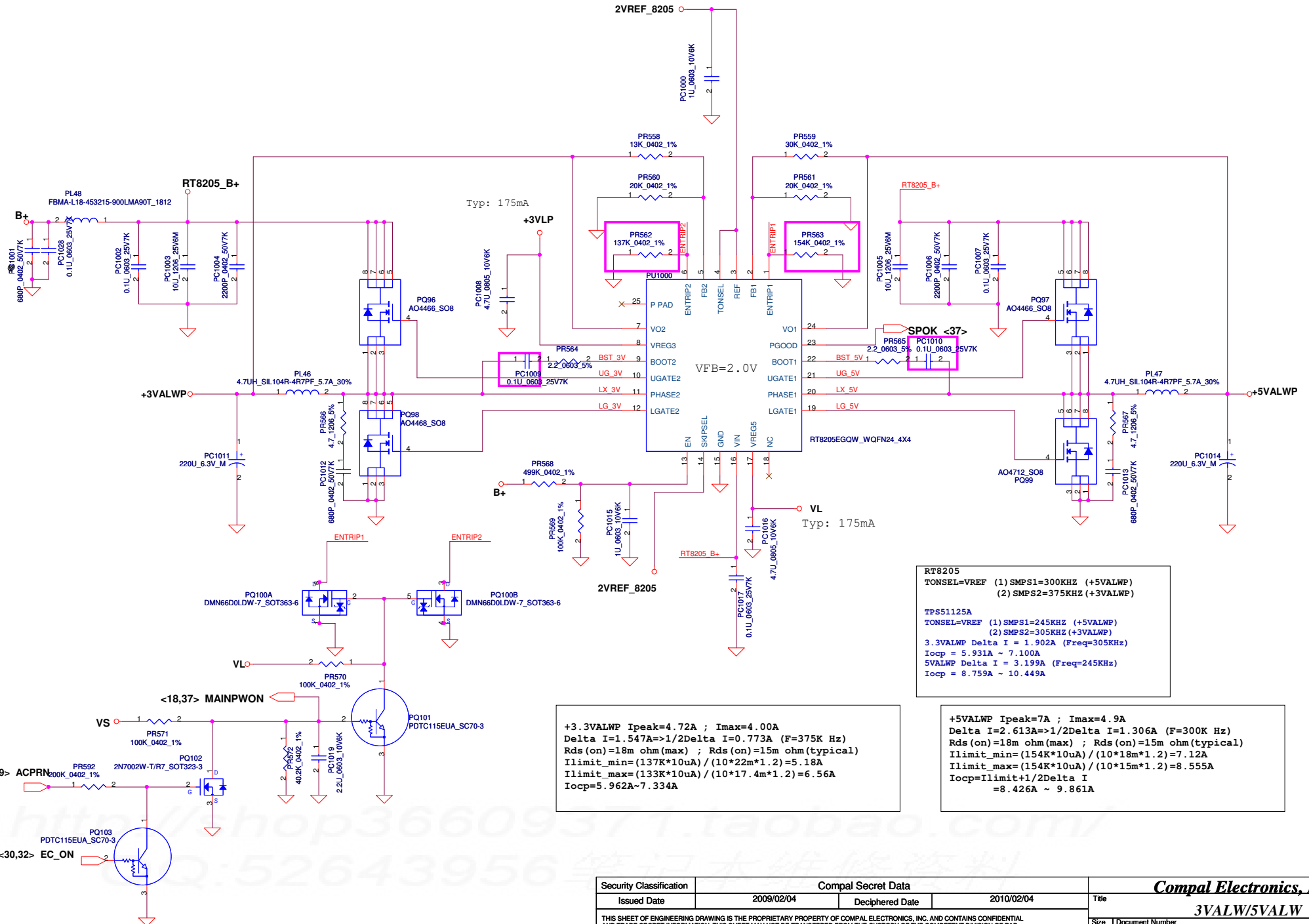
PH1 under CPU botten side :
 CPU thermal protection at 92 degree C
 Recovery at 56 degree C



<http://shop36609371.taobao.com/>
 QQ:52643956 笔记本维修资料

Security Classification		Compal Secret Data		Compal Electronics, Inc.	
Issued Date	2007/09/20	Deciphered Date	2008/09/20	Title	
THIS SHEET OF ENGINEERING DRAWING IS THE PROPRIETARY PROPERTY OF COMPAL ELECTRONICS, INC. AND CONTAINS CONFIDENTIAL AND TRADE SECRET INFORMATION. THIS SHEET MAY NOT BE TRANSFERRED FROM THE CUSTODY OF THE COMPETENT DIVISION OF R&D DEPARTMENT EXCEPT AS AUTHORIZED BY COMPAL ELECTRONICS, INC. NEITHER THIS SHEET NOR THE INFORMATION IT CONTAINS MAY BE USED BY OR DISCLOSED TO ANY THIRD PARTY WITHOUT PRIOR WRITTEN CONSENT OF COMPAL ELECTRONICS, INC.				BATTERY CONN / OTP	
Size	Document Number	Rev			
Custom	PEW71 M/B LA-6582P Schematic	1.0			
Date:	Thursday, July 08, 2010	Sheet	37	of	48

Note:
 Use TPS51125 IC can remove RTC refernece LDO
 Use TPS51427 IC must keep RTC refernece LDO



RT8205
 TONSEL=VREF (1) SMPS1=300KHZ (+5VALWP)
 (2) SMPS2=375KHZ (+3VALWP)

TPS51125A
 TONSEL=VREF (1) SMPS1=245KHZ (+5VALWP)
 (2) SMPS2=305KHZ (+3VALWP)
 3.3VALWP Delta I = 1.902A (Freq=305KHz)
 Iocp = 5.931A ~ 7.100A
 5VALWP Delta I = 3.199A (Freq=245KHz)
 Iocp = 8.759A ~ 10.449A

+3.3VALWP Ipeak=4.72A ; Imax=4.00A
 Delta I=1.547A=>1/2Delta I=0.773A (F=375K Hz)
 Rds(on)=18m ohm(max) ; Rds(on)=15m ohm(typical)
 Ilimit_min=(137K*10uA)/(10*22m*1.2)=5.18A
 Ilimit_max=(133K*10uA)/(10*17.4m*1.2)=6.56A
 Iocp=5.962A~7.334A

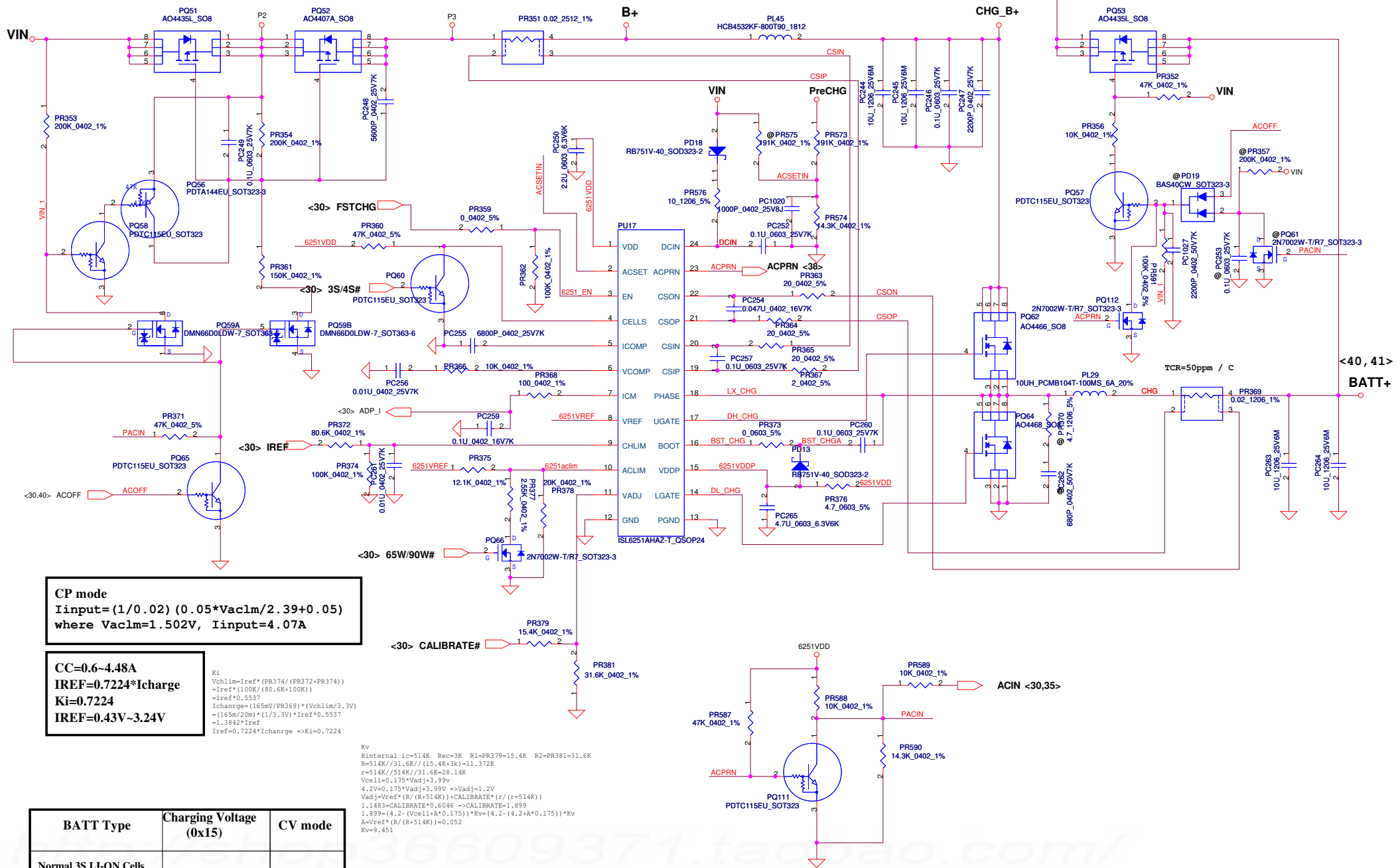
+5VALWP Ipeak=7A ; Imax=4.9A
 Delta I=2.613A=>1/2Delta I=1.306A (F=300K Hz)
 Rds(on)=18m ohm(max) ; Rds(on)=15m ohm(typical)
 Ilimit_min=(154K*10uA)/(10*18m*1.2)=7.12A
 Ilimit_max=(154K*10uA)/(10*15m*1.2)=8.555A
 Iocp=Ilimit+1/2Delta I
 =8.426A ~ 9.861A

Security Classification	Compal Secret Data		Title	Compal Electronics, Inc.	
Issued Date	2009/02/04	Deciphered Date		2010/02/04	3VALW/5VALW
THIS SHEET OF ENGINEERING DRAWING IS THE PROPRIETARY PROPERTY OF COMPAL ELECTRONICS, INC. AND CONTAINS CONFIDENTIAL AND TRADE SECRET INFORMATION. THIS SHEET MAY NOT BE TRANSFERRED FROM THE CUSTODY OF THE COMPETENT DIVISION OF R&D DEPARTMENT EXCEPT AS AUTHORIZED BY COMPAL ELECTRONICS, INC. NEITHER THIS SHEET NOR THE INFORMATION IT CONTAINS MAY BE USED BY OR DISCLOSED TO ANY THIRD PARTY WITHOUT PRIOR WRITTEN CONSENT OF COMPAL ELECTRONICS, INC.			Size Custom	Document Number	Rev
			PEW71 M/B LA-6582P Schematic	1.0	
			Date: Thursday, July 08, 2010	Sheet	38 of 48

Iada=0~4.74A (90W/19V=4.736A)
 Iada=0~3.42A (90W/19V=3.421A)

ADP_I = 19.9*Iadapter*Rsense

CP = 85%*Iada ; CP = 4.07A
 CP = 85%*Iada ; CP = 2.91A



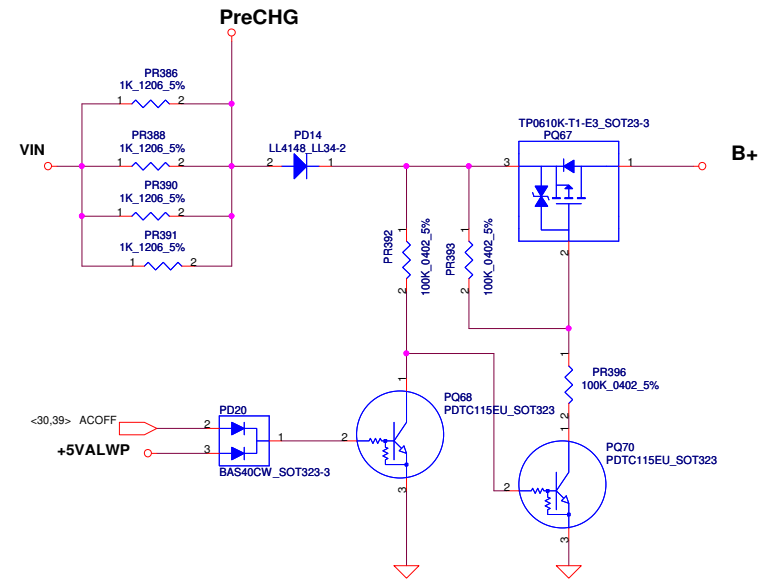
CP mode
 $I_{input} = (1/0.02) (0.05 \cdot V_{ac1m} / 2.39 + 0.05)$
 where $V_{ac1m} = 1.502V$, $I_{input} = 4.07A$

CC=0.6~4.48A
 $I_{REF} = 0.7224 \cdot I_{charge}$
 $K_i = 0.7224$
 $I_{REF} = 0.43V \sim 3.24V$

K_i
 $V_{ch1m} = I_{ref} \cdot (PR374 / (PR372 + PR374))$
 $= I_{ref} \cdot (100K / (80.6K + 100K))$
 $= I_{ref} \cdot 0.5537$
 $I_{charge} = (165mV / PR369) \cdot (V_{ch1m} / 3.3V)$
 $= (165m / 20m) \cdot (1 / 3.3V) \cdot I_{ref} \cdot 0.5537$
 $= 1.3842 \cdot I_{ref}$
 $I_{ref} = 0.7224 \cdot I_{charge} \Rightarrow K_i = 0.7224$

K_v
 $R_{internal} = 514K$ $R_{ec} = 3K$ $R_1 = PR379 = 15.4K$ $R_2 = PR381 = 31.6K$
 $R = 514K // 31.6K // (15.4K + 3K) = 11.372K$
 $r = 514K // 514K // 31.6K = 28.14K$
 $V_{ce1} = 0.175 \cdot V_{adj} + 3.99V$
 $4.2V = 0.175 \cdot V_{adj} + 3.99V \Rightarrow V_{adj} = 1.2V$
 $V_{adj} = V_{ref} \cdot (R / (R + 514K)) + CALIBRATE \cdot (r / (r + 514K))$
 $1.1483 = CALIBRATE \cdot 0.6046 \Rightarrow CALIBRATE = 1.899$
 $1.899 = (4.2 - (V_{ce1} \cdot A + 0.175)) \cdot K_v \Rightarrow K_v = (4.2 - (4.2 \cdot A + 0.175)) \cdot K_v$
 $A = V_{ref} \cdot (R / (R + 514K)) = 0.052$
 $K_v = 9.451$

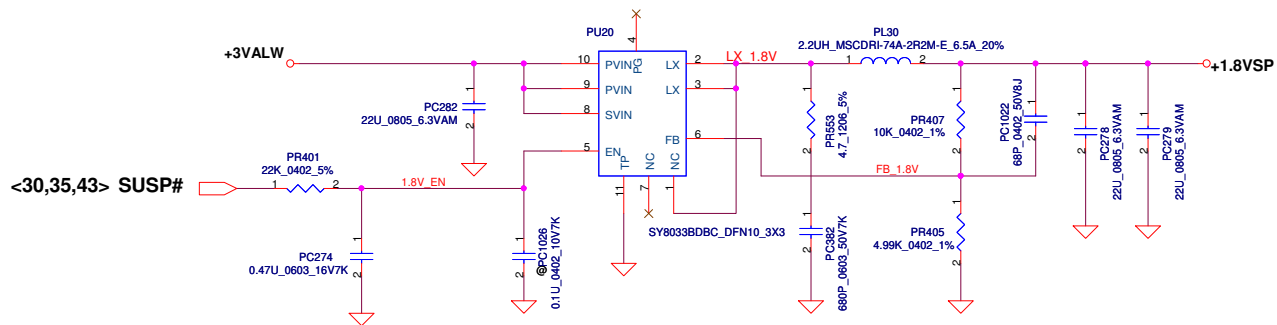
BATT Type	Charging Voltage (0x15)	CV mode
Normal 3S LI-ON Cells	12600mV	12.60V



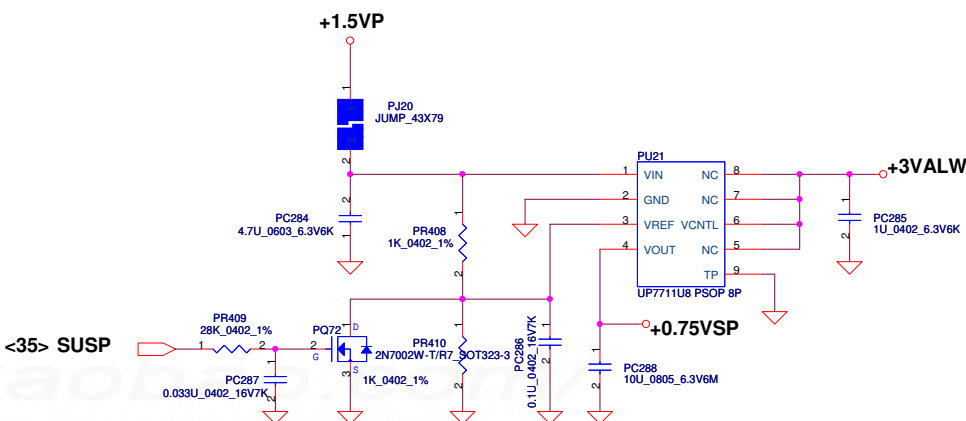
<http://shop36609371.taobao.com/>
 QQ:52643956 笔记本维修资料

Security Classification	Compal Secret Data		Compal Electronics, Inc.	
Issued Date	2007/09/20	Deciphered Date	2008/09/20	Title
THIS SHEET OF ENGINEERING DRAWING IS THE PROPRIETARY PROPERTY OF COMPAL ELECTRONICS, INC. AND CONTAINS CONFIDENTIAL AND TRADE SECRET INFORMATION. THIS SHEET MAY NOT BE TRANSFERRED FROM THE CUSTODY OF THE COMPETENT DIVISION OF R&D DEPARTMENT EXCEPT AS AUTHORIZED BY COMPAL ELECTRONICS, INC. NEITHER THIS SHEET NOR THE INFORMATION IT CONTAINS MAY BE USED BY OR DISCLOSED TO ANY THIRD PARTY WITHOUT PRIOR WRITTEN CONSENT OF COMPAL ELECTRONICS, INC.				PRECHARGE Size Document Number Custom PEW71 M/B LA-6582P Schematic Rev 1.0 Date: Thursday, July 08, 2010 Sheet 40 of 48

FB=0.6V
 Note: Iload(max)=3.5A



<30,35,43> SUSP#



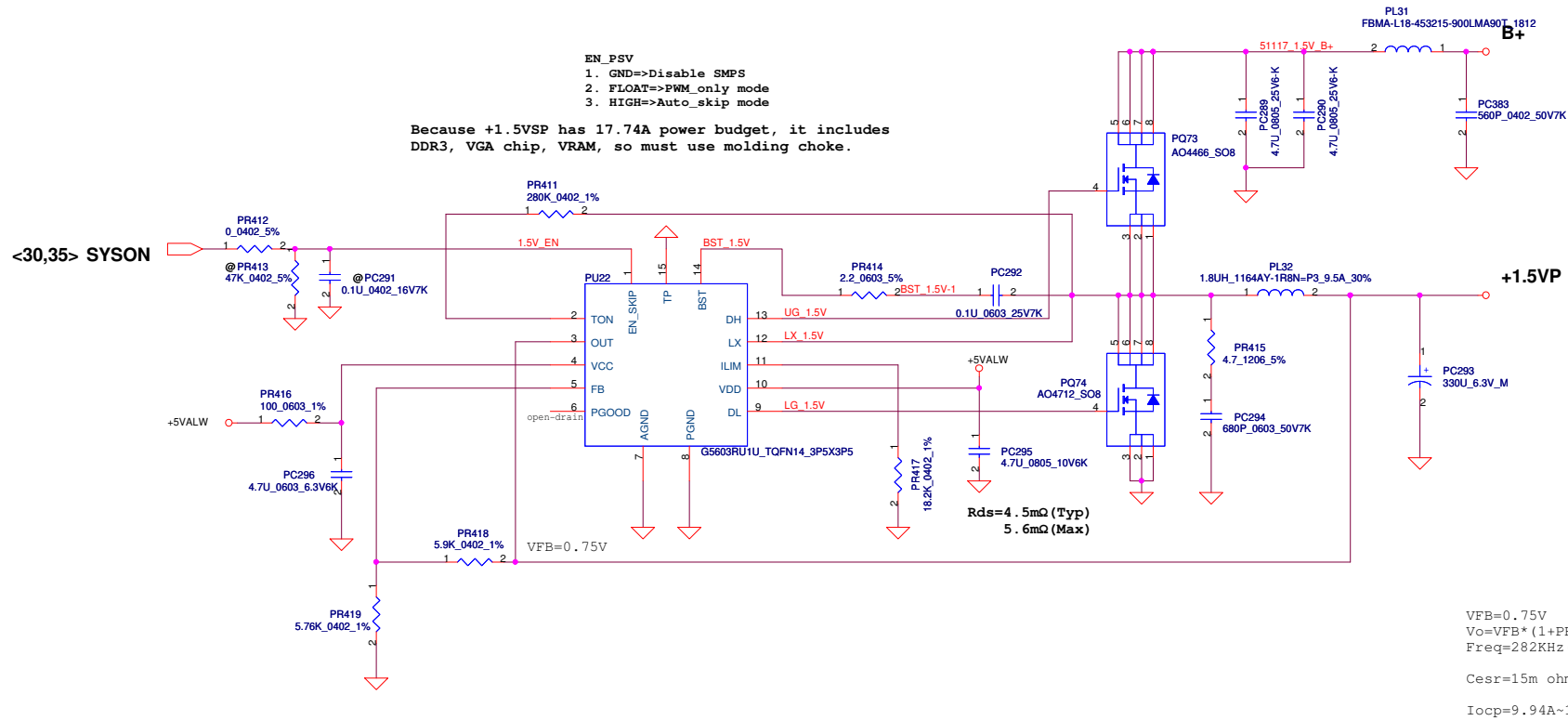
<35> SUSP

<http://shop36609371.taobao.com/>
 QQ:52643956 零件商城

Security Classification		Compal Secret Data		Compal Electronics, Inc.	
Issued Date	2007/09/20	Deciphered Date	2008/09/20	Title	
THIS SHEET OF ENGINEERING DRAWING IS THE PROPRIETARY PROPERTY OF COMPAL ELECTRONICS, INC. AND CONTAINS CONFIDENTIAL AND TRADE SECRET INFORMATION. THIS SHEET MAY NOT BE TRANSFERRED FROM THE CUSTODY OF THE COMPETENT DIVISION OF R&D DEPARTMENT EXCEPT AS AUTHORIZED BY COMPAL ELECTRONICS, INC. NEITHER THIS SHEET NOR THE INFORMATION IT CONTAINS MAY BE USED BY OR DISCLOSED TO ANY THIRD PARTY WITHOUT PRIOR WRITTEN CONSENT OF COMPAL ELECTRONICS, INC.				Size Custom	
				Document Number PEW71 M/B LA-6582P Schematic	
				Date:	Thursday, July 08, 2010
				Sheet	41 of 48
				Rev	1.0

- EN_PSV
 1. GND=>Disable SMPS
 2. FLOAT=>PWM_only mode
 3. HIGH=>Auto_skip mode

Because +1.5VSP has 17.74A power budget, it includes DDR3, VGA chip, VRAM, so must use molding choke.



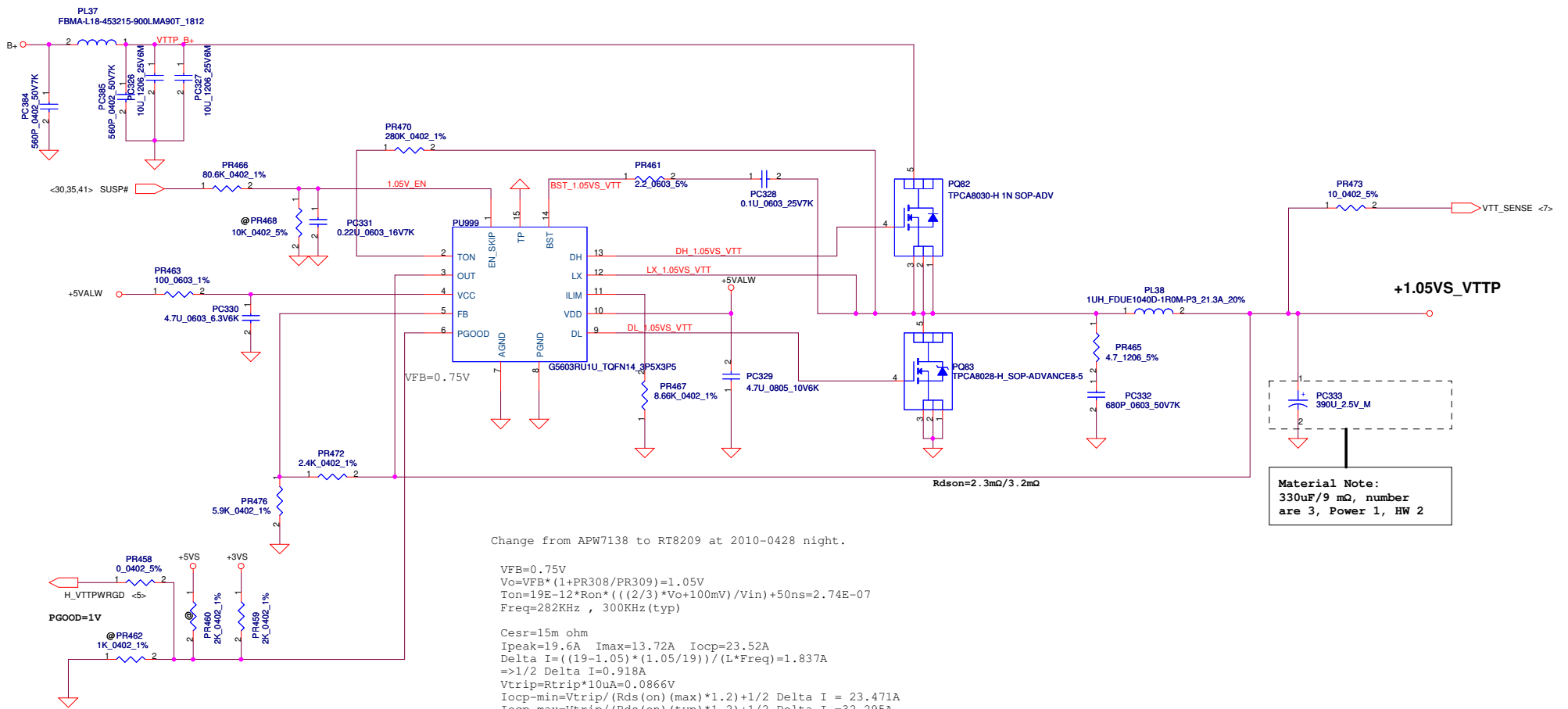
VFB=0.75V
 $V_o = VFB * (1 + PR418 / PR419) = 1.52V$
 Freq=282KHz (min) , 300KHz (typ)

Cesr=15m ohm

Iocp=9.94A~13A

<http://shop36609371.taobao.com/>
 QQ:52643956 笔记本维修资料

Security Classification		Compal Secret Data		Compal Electronics, Inc.	
Issued Date	2008/08/10	Deciphered Date	2009/08/10	Title	
THIS SHEET OF ENGINEERING DRAWING IS THE PROPRIETARY PROPERTY OF COMPAL ELECTRONICS, INC. AND CONTAINS CONFIDENTIAL AND TRADE SECRET INFORMATION. THIS SHEET MAY NOT BE TRANSFERRED FROM THE CUSTODY OF THE COMPETENT DIVISION OF R&D DEPARTMENT EXCEPT AS AUTHORIZED BY COMPAL ELECTRONICS, INC. NEITHER THIS SHEET NOR THE INFORMATION IT CONTAINS MAY BE USED BY OR DISCLOSED TO ANY THIRD PARTY WITHOUT PRIOR WRITTEN CONSENT OF COMPAL ELECTRONICS, INC.				1.5VP	
Size	Document Number	Date		Rev	1.0
Custom	PEW71 M/B LA-6582P Schematic	Thursday, July 08, 2010		Sheet	42 of 48



Material Note:
330uF/9 mQ, number
are 3, Power 1, HW 2

Change from APW7138 to RT8209 at 2010-0428 night.

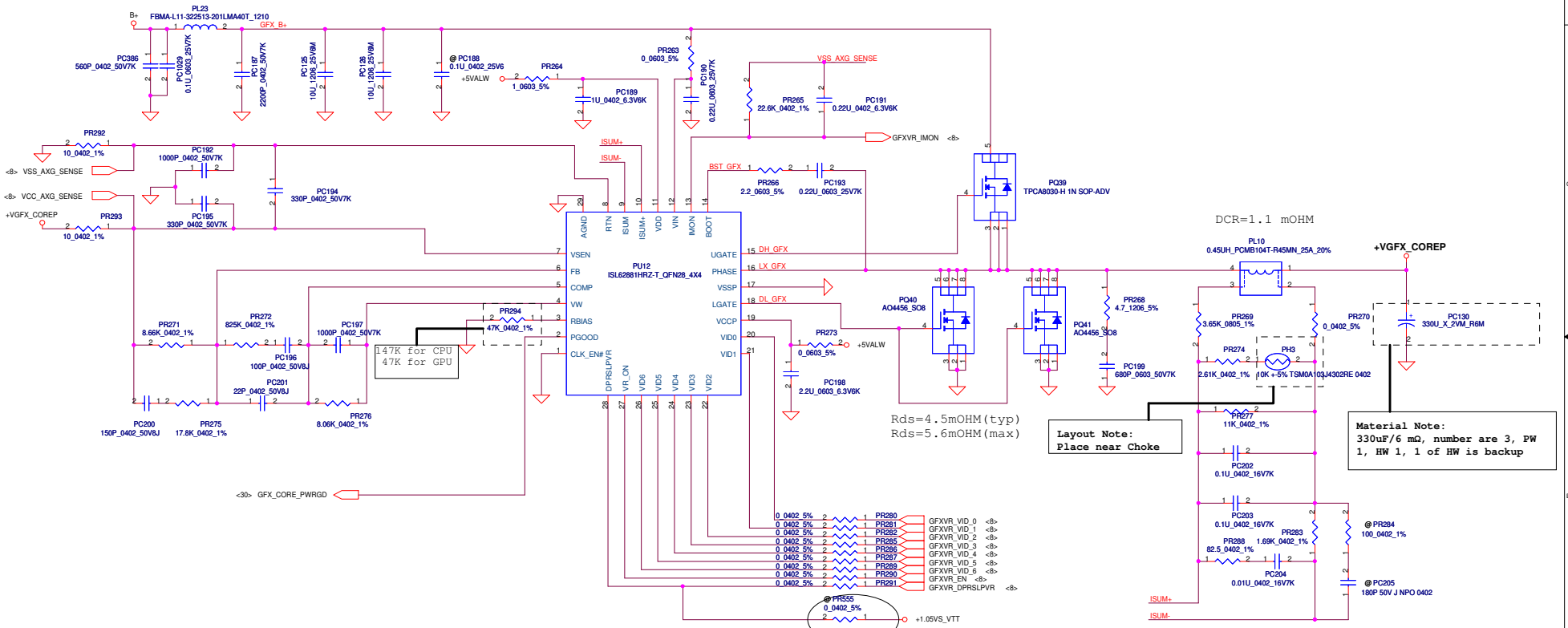
VFB=0.75V
 $V_o = VFB * (1 + PR308 / PR309) = 1.05V$
 $Ton = 19E-12 * Ron * (((2/3) * V_o + 100mV) / Vin) + 50ns = 2.74E-07$
 $Freq = 282KHz, 300KHz (typ)$

Cesr=15m ohm
 $I_{peak} = 19.6A$ $I_{max} = 13.72A$ $I_{ocp} = 23.52A$
 $\Delta I = ((19 - 1.05) * (1.05 / 19)) / (L * Freq) = 1.837A$
 $\Rightarrow 1/2 \Delta I = 0.918A$
 $V_{trip} = R_{trip} * 10uA = 0.0866V$
 $I_{ocp-min} = V_{trip} / (R_{ds(on)}(max) * 1.2) + 1/2 \Delta I = 23.471A$
 $I_{ocp-max} = V_{trip} / (R_{ds(on)}(typ) * 1.2) + 1/2 \Delta I = 32.295A$
 $I_{ocp} = 22.4A \sim 30.8A$

Rdson=2.3mQ/3.2mQ

Security Classification		Compal Secret Data		Compal Electronics, Inc.	
Issued Date	2009/4/15	Deciphered Date	2010/04/15	Title	
THIS SHEET OF ENGINEERING DRAWING IS THE PROPRIETARY PROPERTY OF COMPAL ELECTRONICS, INC. AND CONTAINS CONFIDENTIAL AND TRADE SECRET INFORMATION. THIS SHEET MAY NOT BE TRANSFERRED FROM THE CUSTODY OF THE COMPETENT DIVISION OF R&D DEPARTMENT EXCEPT AS AUTHORIZED BY COMPAL ELECTRONICS, INC. NEITHER THIS SHEET NOR THE INFORMATION IT CONTAINS MAY BE USED BY OR DISCLOSED TO ANY THIRD PARTY WITHOUT PRIOR WRITTEN CONSENT OF COMPAL ELECTRONICS, INC.				+1.1VS_VTTP	
Size	Document Number	Customer	Part Number	Revision	Rev
	PEW71	M/B	LA-6582P	Schematic	1.0
Date:	Thursday, July 08, 2010	Sheet	43	of	48

Intel Aburndale CPU(Integrate Graphics) Ipeak=22A Imax=15A
 OCP calculation : Assume DCR=1.1m ohm
 $G1=Rn/(Rn+Rsum)=0.617$
 where $Rn=PR277 // (PR274+PH3)=5.875k\ ohm$
 $Rsum=PR269=3.65k\ ohm$
 $LL=2*Rdroop*G1*DCR/Ri=6.96m\ V/A$
 where $Rdroop=PR271=8.66k\ ohm, Ri=PR283=1.69k\ ohm$
 $Iocp=OCP\ Threshold*Rdroop/LL=24.89A$



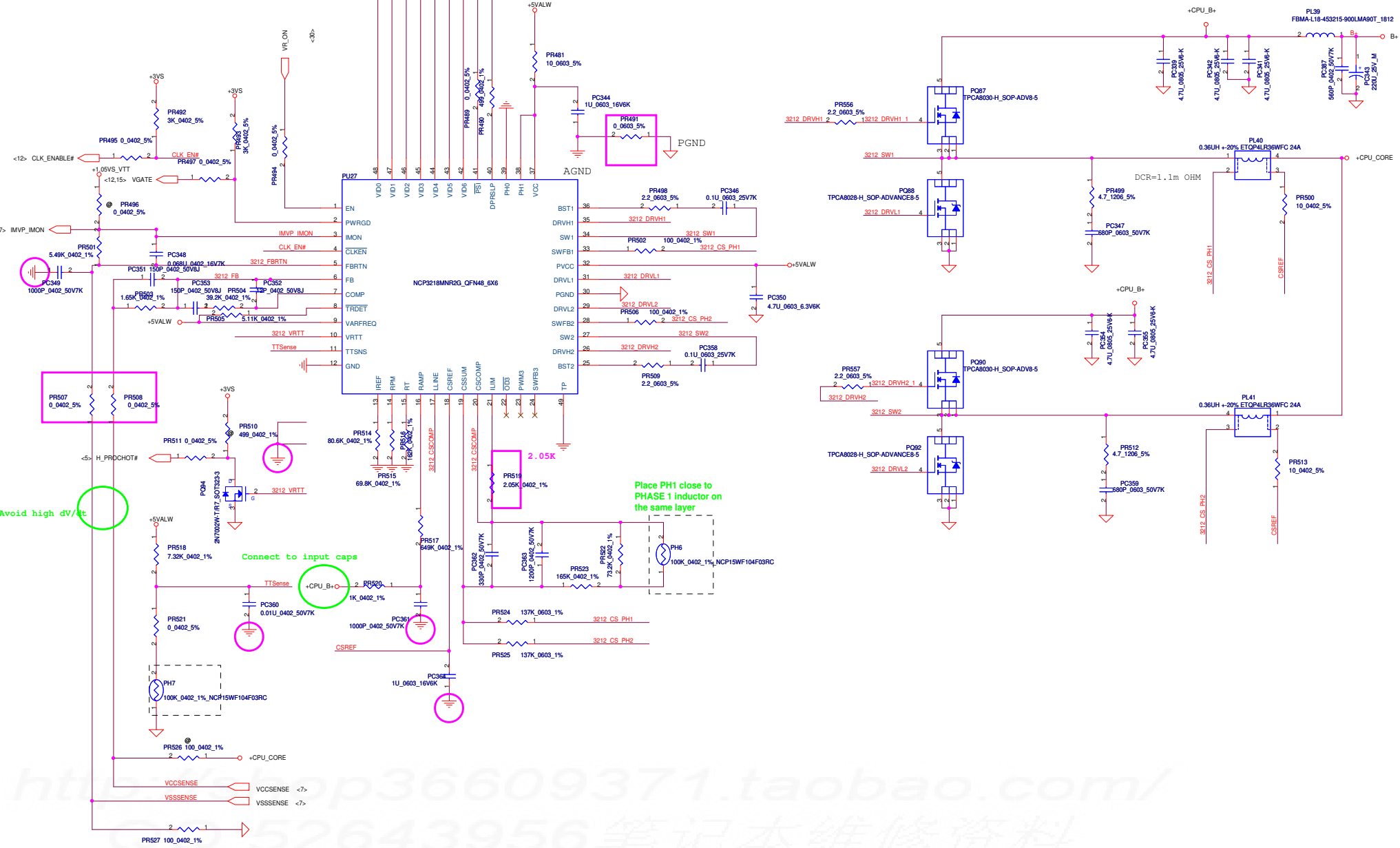
2009-1214 common circuit modify.

<http://shop36609371.taobao.com/>
 QQ:52643956 笔记本维修资料

Security Classification	Compal Secret Data		Compal Electronics, Inc.	
Issued Date	2009/4/15	Deciphered Date	2010/04/15	Title
THIS SHEET OF ENGINEERING DRAWING IS THE PROPRIETARY PROPERTY OF COMPAL ELECTRONICS, INC. AND CONTAINS CONFIDENTIAL AND TRADE SECRET INFORMATION. THIS SHEET MAY NOT BE TRANSFERRED FROM THE CUSTODY OF THE COMPETENT DIVISION OF R&D DEPARTMENT EXCEPT AS AUTHORIZED BY COMPAL ELECTRONICS, INC. NEITHER THIS SHEET NOR THE INFORMATION IT CONTAINS MAY BE USED BY OR DISCLOSED TO ANY THIRD PARTY WITHOUT PRIOR WRITTEN CONSENT OF COMPAL ELECTRONICS, INC.				Document Number
				PEW71 M/B LA-6582P Schematic
				Rev 1.0
				Date: Thursday, July 08, 2010
				Sheet 44 of 48

PH0	PH1	# of PH
0	1	2
1	1	3

	HFM_VID	HFM_Icc	LL	Icc_FDC	Icc_Dyn
Auburndale 45W	1.075	50	1.9m	37	35
Auburndale 35W	0.975	38	1.9m	29	27
Clarksfield SV	0.95	51	1.9m	38	39
Clarksfield XE	0.95	65	TBD	48	TBD



Item	Fixed Issue	Reason for change	Rev.	PG#	Modify List	Date	Phase
1					Change PR353 from SD034470280 to SD034200380.		
2	Pre-Charge circiut update.	Pre-Charge circiut disable in EVT, now modify and enable it.	0.1	39	Change PR371 from SD034220280 to SD034470280. Change PR587 from SD034100380 to SD034470280. Change PR590 from SD034200280 to SD034143280. Change PR591 from SD028470280 to SD028100380.	2010/06/08	to PVT
3					Add PC1027 SE074222K80(S CER CAP 2200P 0402 50V7K) Change PQ111 from SB000006800 to SB301150200		
4	Pre-Charge circiut update.	Pre-Charge circiut disable in EVT, now modify and enable it.	0.1	38	Add PQ102 and PQ103 SB301150200. Add PR592 SD034200380.	2010/06/08	to PVT
5	Pre-Charge circiut update.	Pre-Charge circiut disable in EVT, now modify and enable it.	0.1	40	Change PR386 from SD011000080 to SD011100180. Add PR388, PR390, PR391 SD011100180. Add PD14 SC100001Y80 LL4148_LL34-2	2010/06/08	to PVT
6	EMI fail, add 3/5V snubber and Boost Resister to silve it.	EMI request to solve EMI issue.			Add PR566 and PR567 SD001470B80 S RES 4.7 1206 5%		
7			0.1	38	Add PC1012 and PC1013 SE074681K80 S CER CAP 680P 0402 50V7K	2010/06/08	to PVT
8	EMI fail, add 1.5V snubber.	EMI request to solve EMI issue.	0.1	42	Change PR564 and PR565 from SD013000080 to SD013220B80 Add PR415 SD001470B80 4.7 1206 5%. Add PC294 SE025681K80 S CER CAP 680P 50V K X7R 0603 Add PR465 SD001470B80 4.7 1206 5%.	2010/06/08	to PVT
9	EMI fail, add 1.05V snubber. and Boost Resister.	EMI request to solve EMI issue.	0.1	43	Add PC332 SE025681K80 S CER CAP 680P 50V K X7R 0603	2010/06/08	to PVT
10					Change PR461 from SD013000080 to SD013220B80 Add PR268 SD001470B80 4.7 1206 5%.		
11	EMI fail, add GFX_CORE snubber.	EMI request to solve EMI issue.	0.1	44	Add PC199 SE025681K80 S CER CAP 680P 50V K X7R 0603	2010/06/08	to PVT
12	HW power sequence modify.	HW request.	0.1	43	Change PR466 from SD034576280 S RES 1/16W 57.6K +-1% 0402 to SD034806280 S RES 80.6K 0402 1%) Change PC331 from SE076104K80 S CER CAP .1U 16V K X7R to SE00000R700 S CER CAP 0.22U 16V K X7R 0402	2010/06/08	to PVT
13					chnage PQ101 from SB301150000 to SB301150200.		
14	BOM unique.	BOM unique.	0.1	38		2010/06/08	to PVT
15	EMI request.	EMI request.	0.1	38	Add PC1028 SE042104K80 S CER CAP .1U 25V K X7R 0603	2010/06/08	to PVT
16	EMI request.	EMI request.	0.1	44	Add PC1029 SE042104K80 S CER CAP .1U 25V K X7R 0603	2010/06/08	to PVT
17	Sourcer request to change a common part.	Sourcer request.	0.1	38	Change PC1019 from SE00000GC00 S CER CAP 2.2U 10V K X7R 0603 to SE000003H00 S CER CAP 2.2UF 10V K X5R 0603	2010/06/08	to PVT
18	Per sourcer request.	Sourcer request to change PC331 from SE00000R700 to SE026224K80 for common part.	0.1	43	change PC331 from SE00000R700 to SE026224K80	2010/06/08	to PVT
19	CPU transient issue.	Need modify PC362 to 330P due to transient fail.	0.1	45	Change PC362 from SE074561K80 S CER CAP 560P 50V K X7R 0402 to SE074331K80 S CER CAP 330P 50V K X7R 0402	2010/06/08	to PVT
20	Per sourcer request.	Per sourcer request.	0.1	43 44	chnage PQ39/PQ82 from SB000008L80 to SB00000HL00.	2010/06/08	to PVT
21	Cost down.	Cost down 3VALWP and Charger Low Side MOS.	0.1	38 39	Change PQ98 from SB00000AJ00 to SB000009580(A04468). Change PQ64 from SB00000CG00 to SB000009580(A04468).	2010/06/08	to PVT
22	Cost down.	Cost down +1.5VP Low side MOS and choke.	0.1	42	chnage PQ74 from SB000009F80 to SB00000AJ00(A04712). chnage PL32 from SH000009U00 to SH000009680.	2010/06/08	to PVT
23	Cost down.	re-caculate 1.5VP OCP.	0.1	42	Change PR417 from SD034110280 to SD034182280.	2010/06/08	to PVT

Security Classification		Compal Secret Data		Compal Electronics, Inc.	
Issued Date	2007/09/20	Deciphered Date	2008/09/20	Title	
				PIR (PWR)	
THIS SHEET OF ENGINEERING DRAWING IS THE PROPRIETARY PROPERTY OF COMPAL ELECTRONICS, INC. AND CONTAINS CONFIDENTIAL AND TRADE SECRET INFORMATION. THIS SHEET MAY NOT BE TRANSFERRED FROM THE CUSTODY OF THE COMPETENT DIVISION OF R&D DEPARTMENT EXCEPT AS AUTHORIZED BY COMPAL ELECTRONICS, INC. NEITHER THIS SHEET NOR THE INFORMATION IT CONTAINS MAY BE USED BY OR DISCLOSED TO ANY THIRD PARTY WITHOUT PRIOR WRITTEN CONSENT OF COMPAL ELECTRONICS, INC.				Size	Document Number
				Custom	
				Date:	Thursday, July 08, 2010
				Sheet	46 of 48
				Rev	1.0

Version change list (P.I.R. List)

Item	Fixed Issue	Reason for change	Rev.	PG#	Modify List	Date	Phase
24	Cost down.	re-caculate +3VALWP OCP.	0.1	38	Change PR562 from SD034107380 to SD034137380.	2010/06/08	to PVT
25							
26							
27							
28							
29							
30							
31							
32							
33							
34							
35							
36							
37							
38							
39							
40							
41							
42							
43							
44							
45							
46							

Security Classification		Compal Secret Data		Compal Electronics, Inc.	
Issued Date	2007/09/20	Deciphered Date	2008/09/20	Title	
<small>THIS SHEET OF ENGINEERING DRAWING IS THE PROPRIETARY PROPERTY OF COMPAL ELECTRONICS, INC. AND CONTAINS CONFIDENTIAL AND TRADE SECRET INFORMATION. THIS SHEET MAY NOT BE TRANSFERRED FROM THE CUSTODY OF THE COMPETENT DIVISION OF R&D DEPARTMENT EXCEPT AS AUTHORIZED BY COMPAL ELECTRONICS, INC. NEITHER THIS SHEET NOR THE INFORMATION IT CONTAINS MAY BE USED BY OR DISCLOSED TO ANY THIRD PARTY WITHOUT PRIOR WRITTEN CONSENT OF COMPAL ELECTRONICS, INC.</small>				Size	Document Number
				Custom	
Date:		Thursday, July 08, 2010		Sheet	47 of 48

Version change list (P.I.R. List)

Item	Phase	PAGE	DATE	Modifycatio list	Purpose
1	EVT		04 / 08 04 / 16	N/A Modify RTC SCH Change LAN to AR8152 Update Power SCH	
			04 / 21	Update AND Gate symbol - U1 / U2 / U6 / U7 / U19 Update Power MOS symbol - U24 / U25 / U26 C196 change to 1U for INTEL disign CLK GEN del C35 / C36 / C30 / C31 / C32 / C33 / C34 / L3 (for 36@ and @ function) Q4+Q6 change to 2N7002DW Update U8 symbol Add DMIC function Modify USB define.	
			04 / 26 04 / 27 04 / 29	Update Power SCH Add R17 for DMIC power Update Power SCH Change LAN to GIGA&10/100 co-lay Del R307 (LVDS conn.) Change +1.05VS VTT to +1.05VS (CLK GEN) Change C842 / C850 / C854 / C656 to SE080105K80 1U_0603_10V6K Change R940 to 28K (S3 Power sequence)	
			04 / 29 05 / 03	SW 1 bin define (LAN) Change R907 (0.0603) to 0.1206 5% Remove C40 / C41 / C42 / C43 / C44 Change FAN Conn. Update Power SCH	
			05 / 03	Update Power SCH	
			05 / 06	Change LAN to BCM57780 GIGA Del R637 / R639 / R640 / R645 / R647 / R648 (AUDIO) Del DMIC	
			05 / 07	Update Power SCH Update Power SCH Add C49 / C50 (EC B+)	
			05 / 10 05 / 11	Update Power SCH C764 / C765 change to 18P 0402_50V8J (EC) Reserve D13 / D24 / D30 (SS)	
			05 / 12 05 / 13	U17 change to RTS5137 (SA000043500) Card reader Update Power SCH	
			06 / 01	Unpop L11 / C247 & Pop R304 for cost down Unpop C764 / X2 & Pop R13 & C765 Change to 100K for EC remove Crystal Pop R834 & R835 change to 200K for Project ID	
			06 / 02	Unpop D24 / D30 Unpop R690 / R691 Pop C49 / C50 For HDMI Unpop R753 / R757 , Add R754 / R758 to 0 ohm. Change R759 to 3.9K. Change R755 to 4.7K ohm , Unpop R748. Unpop R778.	
			06 / 03 06 / 04	R833 / R292 0.0805 change to 0.0603. C190 / C191 & C1135 / C1136 change to 33P 0402 50V8J for Vender test report Unpop C774~C799 for EMI cost down.	
			06 / 10	Update Power SCH Add T25 / T26 / T27	
			07 / 07 07 / 08	Update Power SCH Change R759 to 4.32K_1% SB00000J280	

http://shop36609371.taobao.com/
QQ:5264395

Security Classification		Compal Secret Data		Compal Electronics, Inc.		
Issued Date	2008/07/01	Deciphered Date	2009/12/31	Title PIR (HW)		
THIS SHEET OF ENGINEERING DRAWING IS THE PROPRIETARY PROPERTY OF COMPAL ELECTRONICS, INC. AND CONTAINS CONFIDENTIAL AND TRADE SECRET INFORMATION. THIS SHEET MAY NOT BE TRANSFERRED FROM THE CUSTODY OF THE COMPETENT DIVISION OF R&D DEPARTMENT EXCEPT AS AUTHORIZED BY COMPAL ELECTRONICS, INC. NEITHER THIS SHEET NOR THE INFORMATION IT CONTAINS MAY BE USED BY OR DISCLOSED TO ANY THIRD PARTY WITHOUT PRIOR WRITTEN CONSENT OF COMPAL ELECTRONICS, INC.				Size Custom	Document Number PEW71 M/B LA-6582P Schematic	Rev 1.0
				Date:	Thursday, July 08, 2010	Sheet 48 of 48

www.s-manuals.com