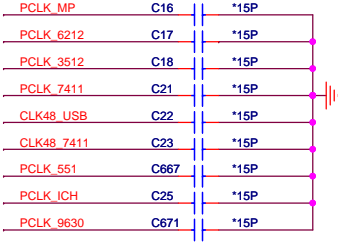
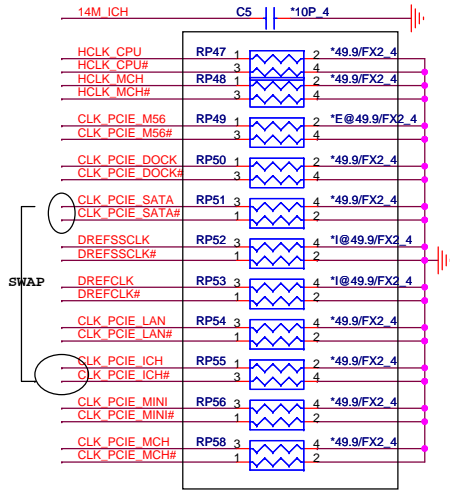
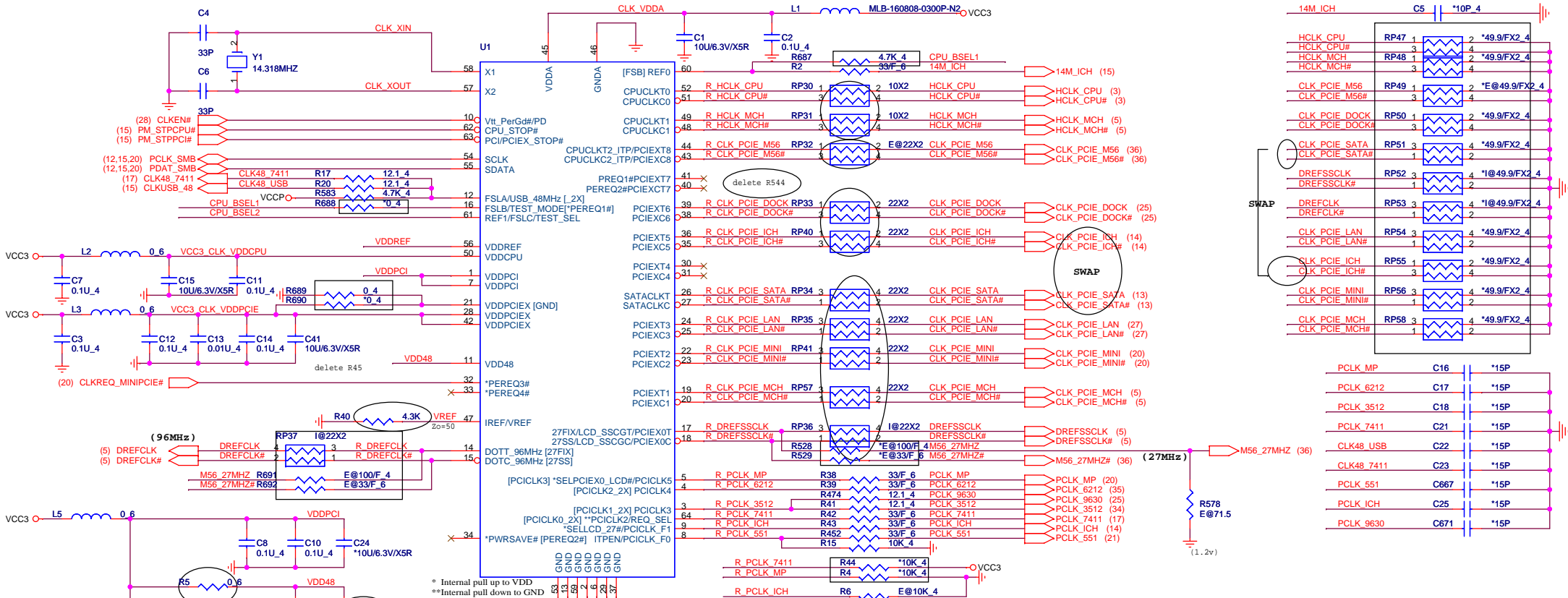


1.Level 1 Environment-related Substances Should NEVER be Used.
2.Purchase ink, paint, wire rods, and Welding resins only from the business Partners that Sony approves as Green Partners.

**QUANTA
COMPUTER**

| | | |
|-------|-------------------------|---------------|
| Size | Document Number | Rev |
| | RJ6 Main Board | 1A |
| Date: | Tuesday, April 11, 2006 | Sheet 1 of 40 |



ICS9LPR310 : (M56)

| | |
|----------------|-------------------------|
| ADD R689 0 ohm | Delete R690,R688,R44,R4 |
| R40 4.3K | R528,R529,RP37 |
| R691 100/F | RP47,RP48,RP49,RP50 |
| R62 33 | RP51,RP52,RP53,RP54 |
| R687 4.7K | RP55,RP56,RP58 |

R528,R691 : 100/F ohm (915GM): Don't care R528,R529,R691,R692

SATA Spread and Frequency Selection Table (SEL_SATA) :

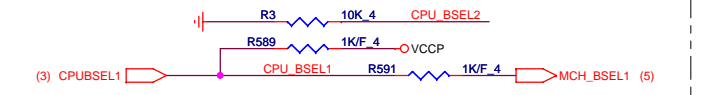
| SEL_SATA | SS3 | SS2 | VCO MHz | 27,26 MHz | Spread % |
|----------|-----|-----|---------|-----------|-----------|
| 1 | 0 | 0 | tbd | 100 | -0.2 Down |
| 1 | 0 | 1 | tbd | 100 | -0.3 Down |
| 1 | 1 | 0 | tbd | 100 | -0.4 Down |
| 1 | 1 | 1 | tbd | 100 | -0.5 Down |

LCDCLK Spread and Frequency Selection Table (SEL_LCD) :

| SEL_LCD | | | | | 17,18 MHz | Spread % | SEL_LCD | | | | | 17,18 MHz | Spread % |
|---------|-----|-----|-----|---|-----------|----------|---------|-----|-----|-----|---|-----------|----------|
| SS3 | SS2 | SS1 | SS0 | | | | SS3 | SS2 | SS1 | SS0 | | | |
| 1 | 0 | 0 | 0 | 0 | 96 | +/-1.5 | 0 | 0 | 0 | 0 | 0 | 27 | +/-0.25 |
| 1 | 0 | 0 | 0 | 1 | 96 | +/-1.25 | 0 | 0 | 0 | 0 | 1 | 27 | +/-0.5 |
| 1 | 0 | 0 | 1 | 0 | 96 | +/-1.0 | 0 | 0 | 0 | 1 | 0 | 27 | +/-0.75 |
| 1 | 0 | 0 | 1 | 1 | 96 | +/-0.8 | 0 | 0 | 0 | 1 | 1 | 27 | +/-1 |
| 1 | 0 | 1 | 0 | 0 | 96 | +/-0.6 | 0 | 0 | 1 | 0 | 0 | 27 | +/-1.25 |
| 1 | 0 | 1 | 0 | 1 | 96 | +/-0.5 | 0 | 0 | 1 | 0 | 1 | 27 | +/-1.5 |
| 1 | 0 | 1 | 1 | 0 | 96 | +/-0.4 | 0 | 0 | 1 | 1 | 0 | 27 | +/-1.75 |
| 1 | 0 | 1 | 1 | 1 | 96 | +/-0.3 | 0 | 0 | 1 | 1 | 1 | 27 | +/-2 |
| 1 | 1 | 0 | 0 | 0 | 96 | 3 | 0 | 1 | 0 | 0 | 0 | 27 | -0.5 |
| 1 | 1 | 0 | 0 | 1 | 96 | 2.5 | 0 | 1 | 0 | 0 | 1 | 27 | -1 |
| 1 | 1 | 0 | 1 | 0 | 96 | 2 | 0 | 1 | 0 | 1 | 0 | 27 | -1.25 |
| 1 | 1 | 0 | 1 | 1 | 96 | 1.75 | 0 | 1 | 0 | 1 | 1 | 27 | -1.5 |
| 1 | 1 | 1 | 0 | 0 | 96 | 1.5 | 0 | 1 | 1 | 0 | 0 | 27 | -1.75 |
| 1 | 1 | 1 | 0 | 1 | 96 | 1.25 | 0 | 1 | 1 | 0 | 1 | 27 | -2 |
| 1 | 1 | 1 | 1 | 0 | 96 | 1 | 0 | 1 | 1 | 1 | 0 | 27 | -2.5 |
| 1 | 1 | 1 | 1 | 1 | 96 | 0.8 | 0 | 1 | 1 | 1 | 1 | 27 | -3 |

| | |
|----------------------------------|----------------------------------|
| SEL_SRC0 (Pin 17,18) (R4) | REQ_SEL (Pin 40,41) (R44) |
| 0: LCDCLK Pair | 0: PCIEXT7/PCIEXC7 |
| 1: SRCCLK0 pair | 1: PREQ# |

| | |
|---------------------------------|--|
| SEL_LCD (Pin 17,18) (R6) | IREF (Pin 39) : |
| 0: 27MHZSS/27MHZSS# pair (M56) | 475_1% : Sets the IREF current to 2.32mA |
| 1: LCDCLK pair (945GM) | |



| FSC | FSA | FSA | CPU | SRC | PCI | REF | USB | DOT | Spread % |
|-------|-------|-------|---------------|-----|-------|--------|-----|-----|----------|
| BSEL2 | BSEL1 | BSEL0 | | | | | | | |
| 0 | 0 | 0 | 266.66 | 100 | 33.33 | 14.318 | 48 | 96 | 0.5 Down |
| 0 | 0 | 1 | 133.33 | 100 | 33.33 | 14.318 | 48 | 96 | 0.5 Down |
| 0 | 1 | 0 | 200.00 | 100 | 33.33 | 14.318 | 48 | 96 | 0.5 Down |
| * 0 | 1 | 1 | 166.66 | 100 | 33.33 | 14.318 | 48 | 96 | 0.5 Down |
| 1 | 0 | 0 | 333.33 | 100 | 33.33 | 14.318 | 48 | 96 | 0.5 Down |
| 1 | 0 | 1 | 100.00 | 100 | 33.33 | 14.318 | 48 | 96 | 0.5 Down |
| 1 | 1 | 0 | 400.00 | 100 | 33.33 | 14.318 | 48 | 96 | 0.5 Down |
| 1 | 1 | 1 | 200.00 | 100 | 33.33 | 14.318 | 48 | 96 | 0.5 Down |

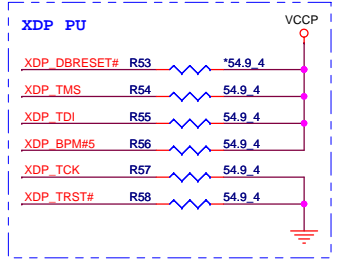
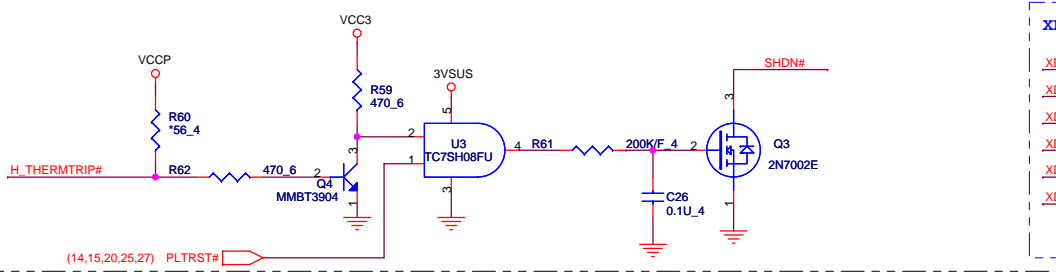
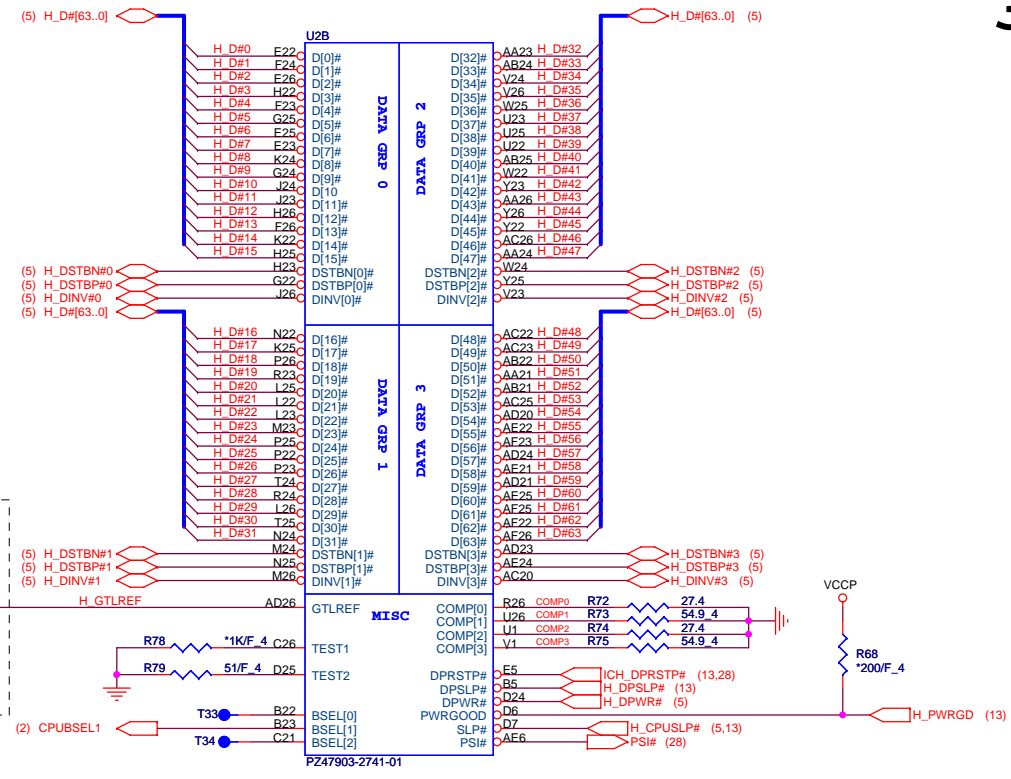
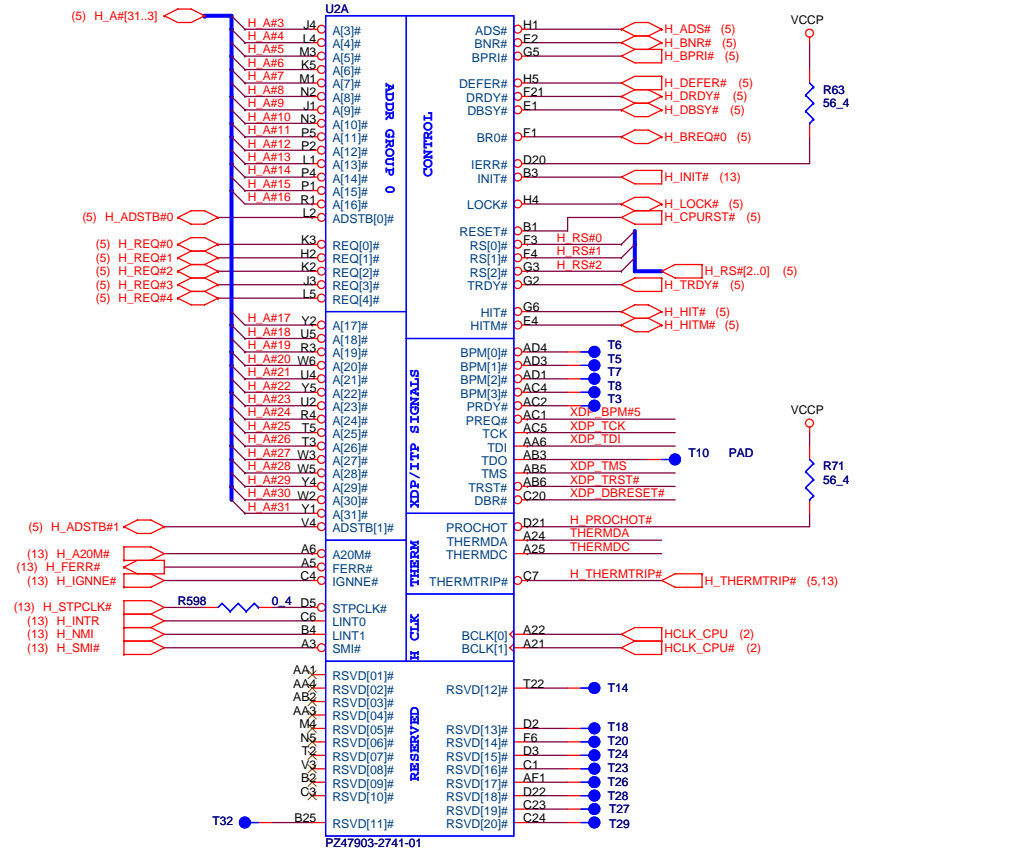
1.Level 1 Environment-related Substances should NEVER be Used.
2.Purchase ink, paint, wire rods, and Molding resins only from the business Partners that Sony approves as Green Partners.

QUANTA COMPUTER

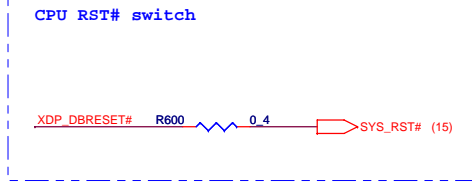
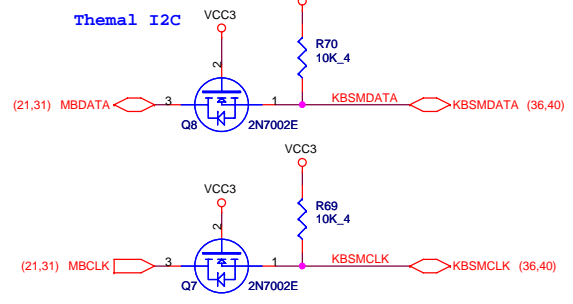
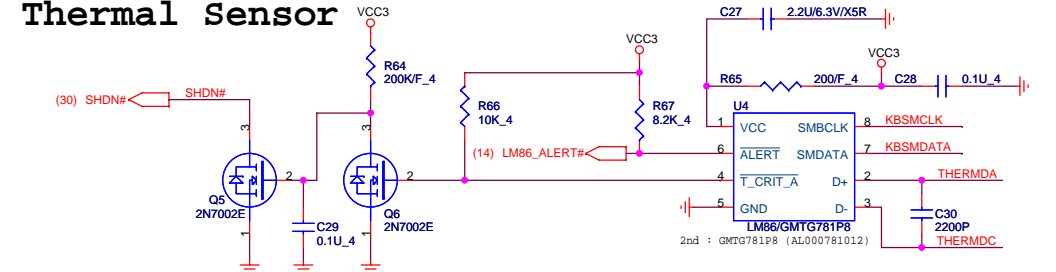
CLOCK GENERATOR

Size Custom Document Number **RJ6 Main Board** Rev 2A

Date: Wednesday, May 03, 2006 Sheet 2 of 40



Thermal Sensor



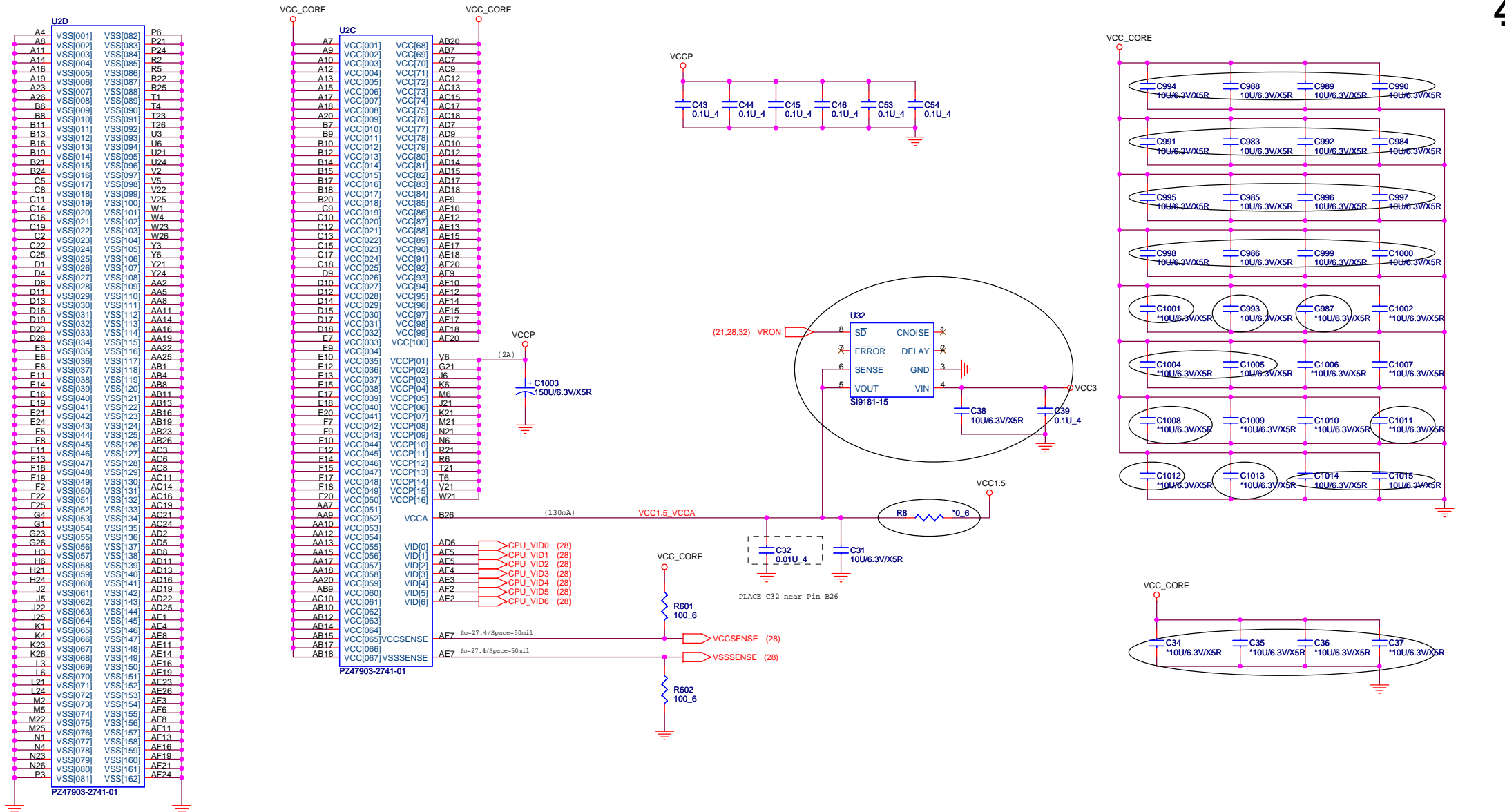
QUANTA COMPUTER

File: **CPU1 of 2**

Size: Document Number **RJ6 Main Board** Rev **1B**

Date: Wednesday, May 03, 2006 Sheet 3 of 40

1. Level 1 Environment-related Substances Should NEVER be Used.
 2. Purchase ink, paint, wire rods, and Holding resins only from the business Partners that Sony approves as Green Partners.



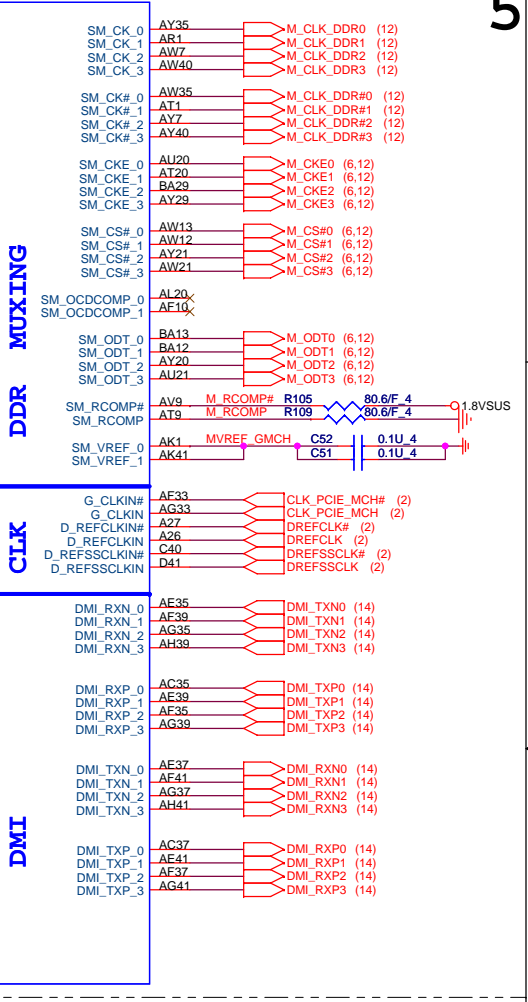
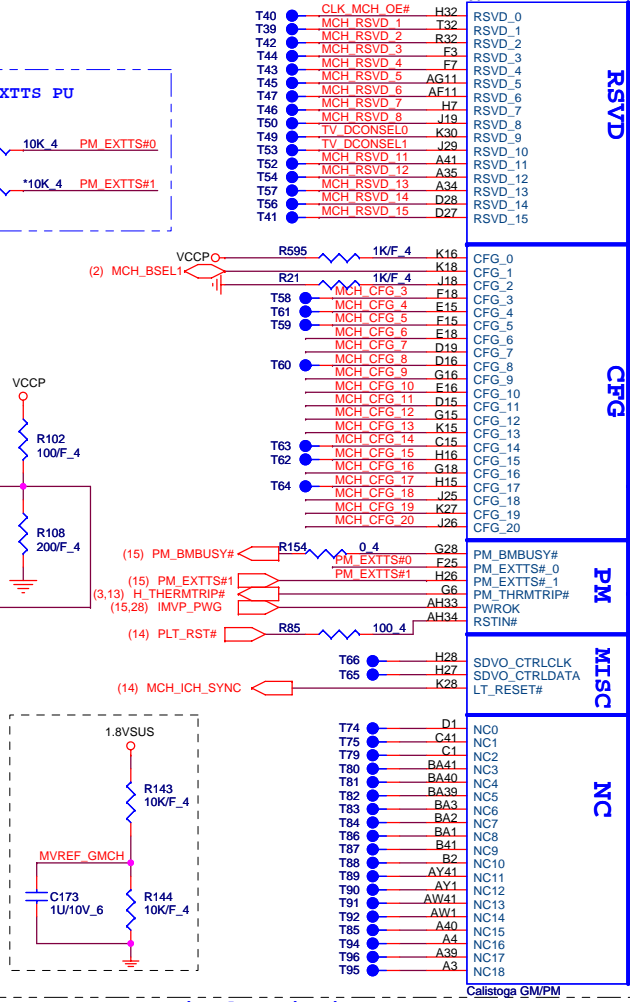
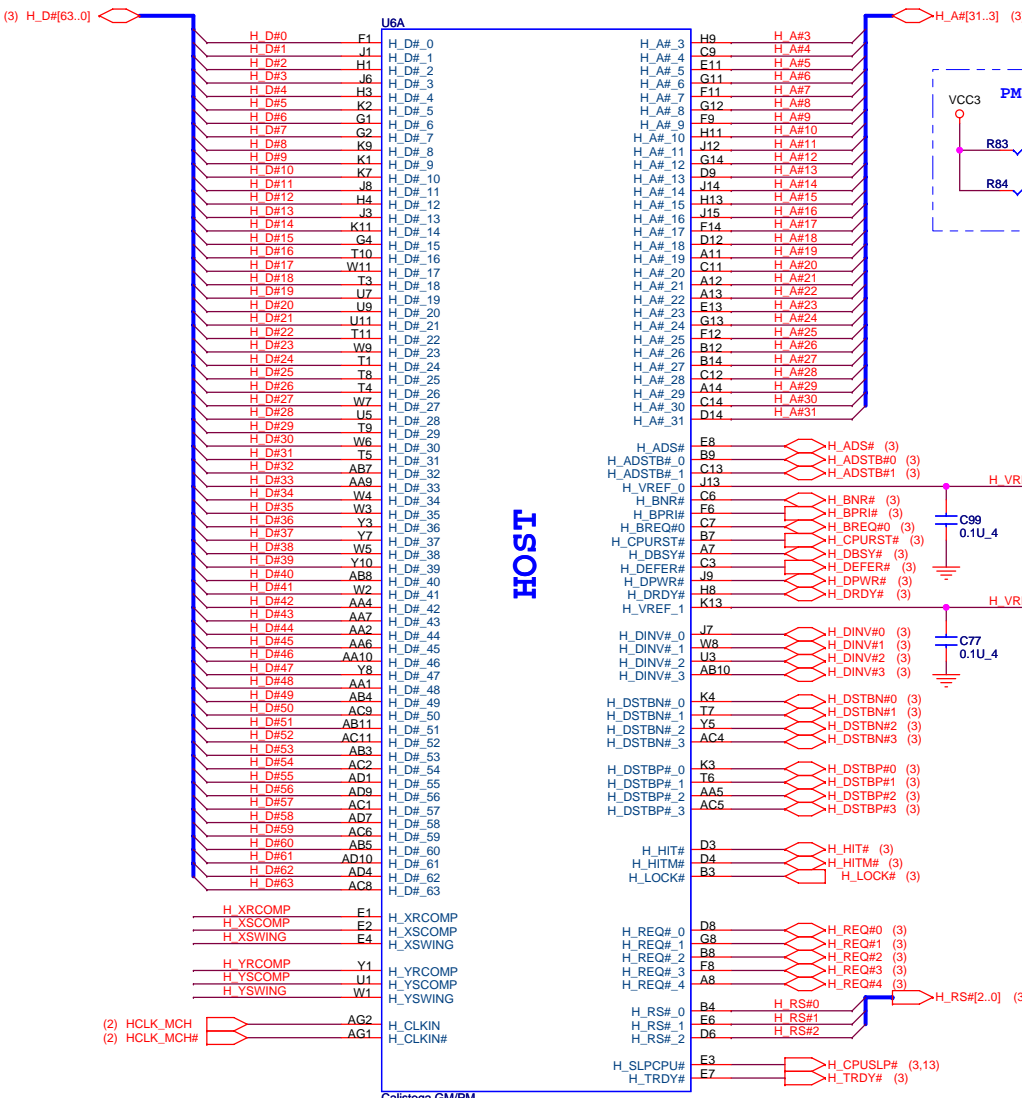
1. Level 1 Environment-related Substances Should NEVER be Used.
 2. Purchase ink, paint, wire rods, and Molding resins only from the business Partners that Sony approves as Green Partners.

QUANTA COMPUTER

Title: **CPU 2 of 2**

Size: Document Number **RJ6 Main Board** Rev 2A

Date: Wednesday, May 03, 2006 Sheet 4 of 40



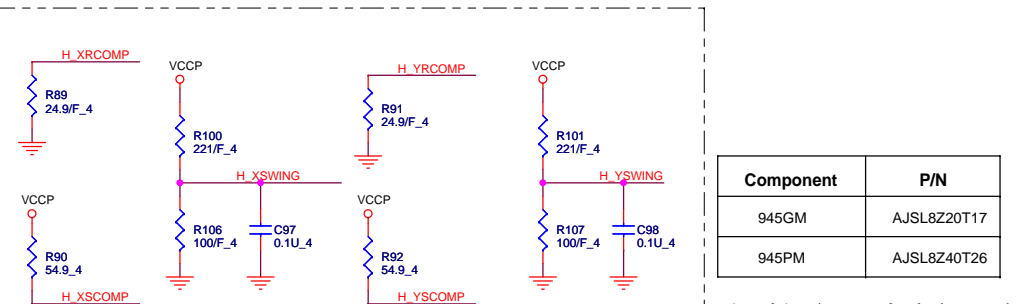
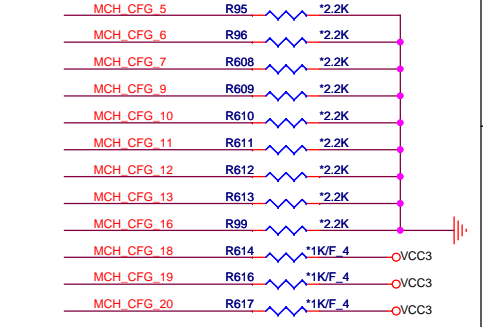
GMCH Strap pin description

| | Low | High |
|-------|---------------------------------------|--|
| CG#5 | DMix2 | * DMix4 |
| CG#6 | | RSVD for 945GM5 |
| CG#7 | RSVD | * CPU type: Mobile CPU |
| CG#9 | PCIe Graphics lan : Reverse Lane | * PCIe Graphics lan : Normal operation |
| CG#10 | | reserved |
| CG#11 | | reserved |
| CG#16 | FSB Dynamic ODT Disabled | * FSB Dynamic ODT Enabled |
| CG#18 | * GMCH core: 1.05V | GMCH core: 1.5V |
| CG#19 | * DMI LANE Normal | DMI LANE Reversed |
| CG#20 | * only SDVO or PCIe x1 is operational | SDVO and PCIe x1 are operation simultaneously via the PEG port |

CG# [13:12]

- 00 = Partial clock gating disable
- 01 = XOR mode enabled
- 10 = All-Z mode enabled
- * 11 = Normal Operation(Default)

Int.Pull-down : CG# 18,19,20
Int.Pull-high : CG# CFG 3-17



| Component | P/N |
|-----------|-------------|
| 945GM | AJSL8Z20T17 |
| 945PM | AJSL8Z40T26 |

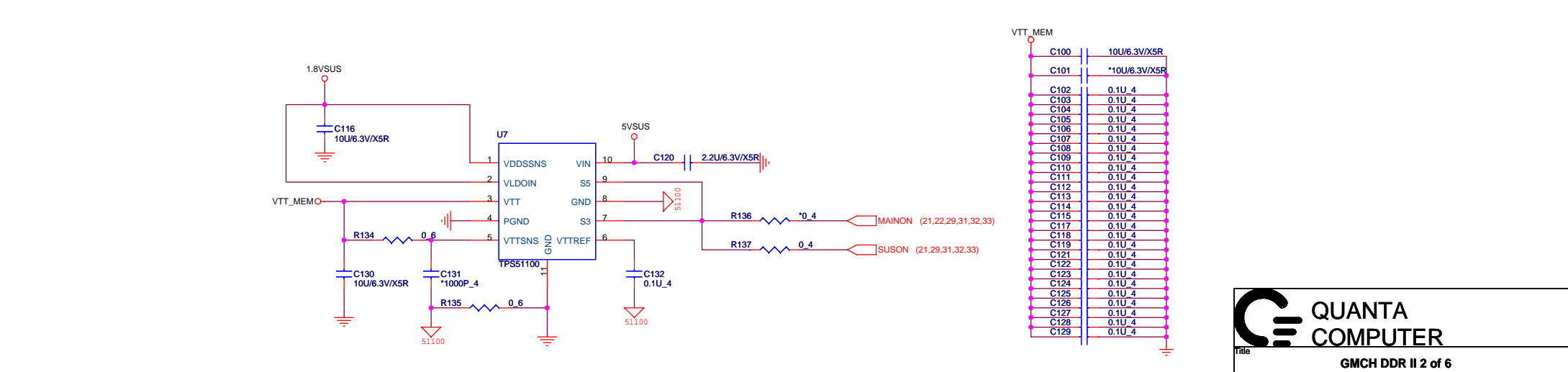
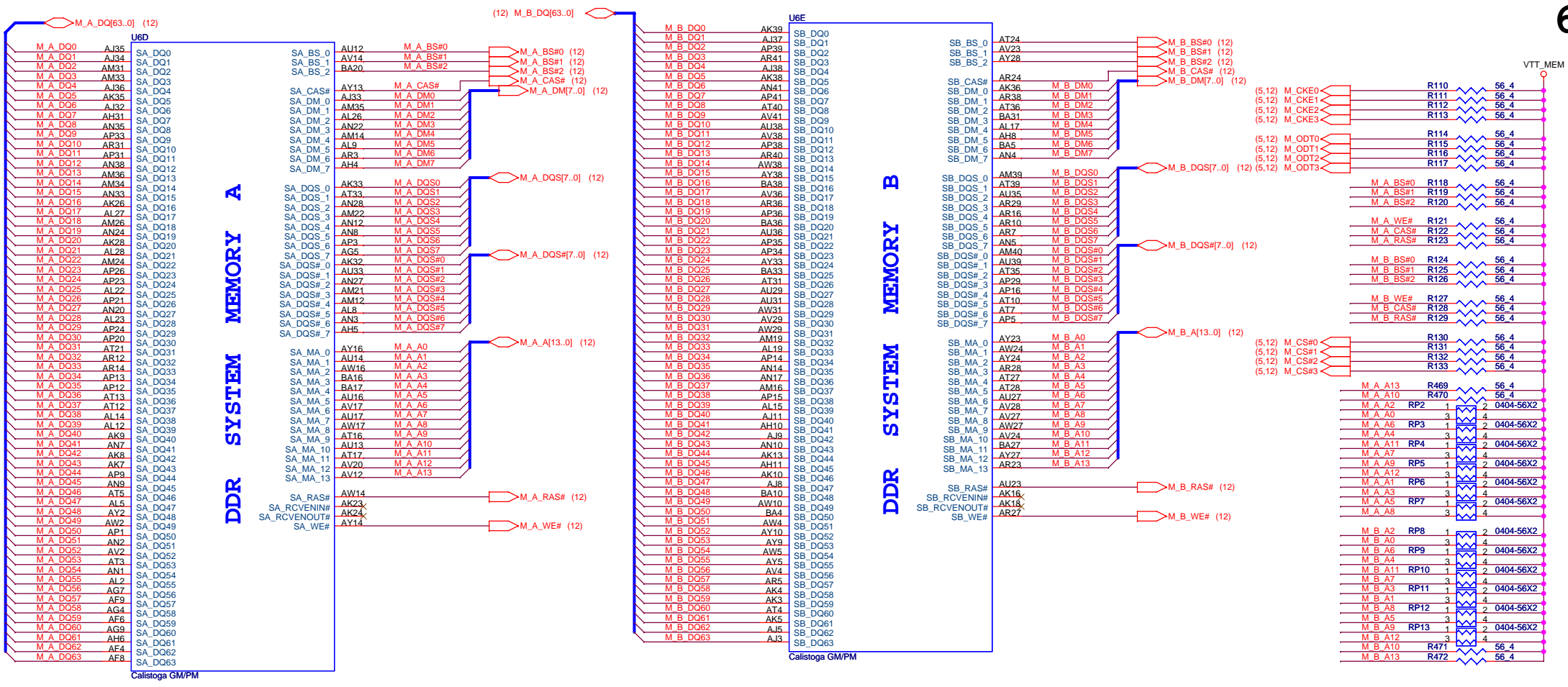
1.Level 1 Environment-related Substances Should NEVER be Used.
2.Purchase ink, paint, wire rods, and Molding resins only from the business Partners that Sony approves as Green Partners.

QUANTA COMPUTER

File: **GMCH HOST1 of 6**

Size: **RJ6 Main Board** Rev 1B

Date: Wednesday, May 03, 2006 Sheet 5 of 40



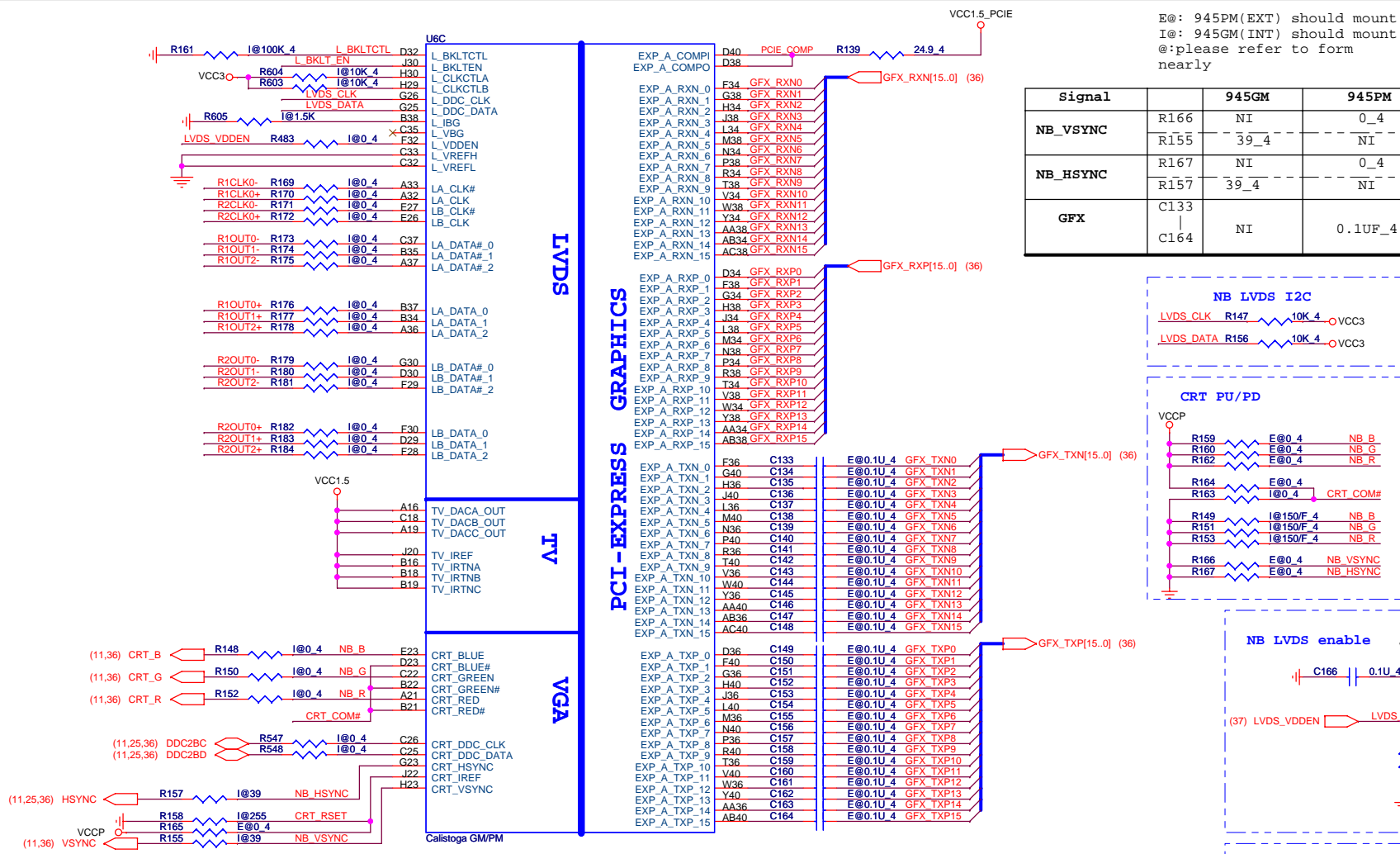
VTT_MEM

| | |
|------|---------------|
| C100 | 10U/6.3V/X5R |
| C101 | *10U/6.3V/X5R |
| C102 | 0.1U_4 |
| C103 | 0.1U_4 |
| C104 | 0.1U_4 |
| C105 | 0.1U_4 |
| C106 | 0.1U_4 |
| C107 | 0.1U_4 |
| C108 | 0.1U_4 |
| C109 | 0.1U_4 |
| C110 | 0.1U_4 |
| C111 | 0.1U_4 |
| C112 | 0.1U_4 |
| C113 | 0.1U_4 |
| C114 | 0.1U_4 |
| C115 | 0.1U_4 |
| C117 | 0.1U_4 |
| C118 | 0.1U_4 |
| C119 | 0.1U_4 |
| C121 | 0.1U_4 |
| C122 | 0.1U_4 |
| C123 | 0.1U_4 |
| C124 | 0.1U_4 |
| C125 | 0.1U_4 |
| C126 | 0.1U_4 |
| C127 | 0.1U_4 |
| C128 | 0.1U_4 |
| C129 | 0.1U_4 |



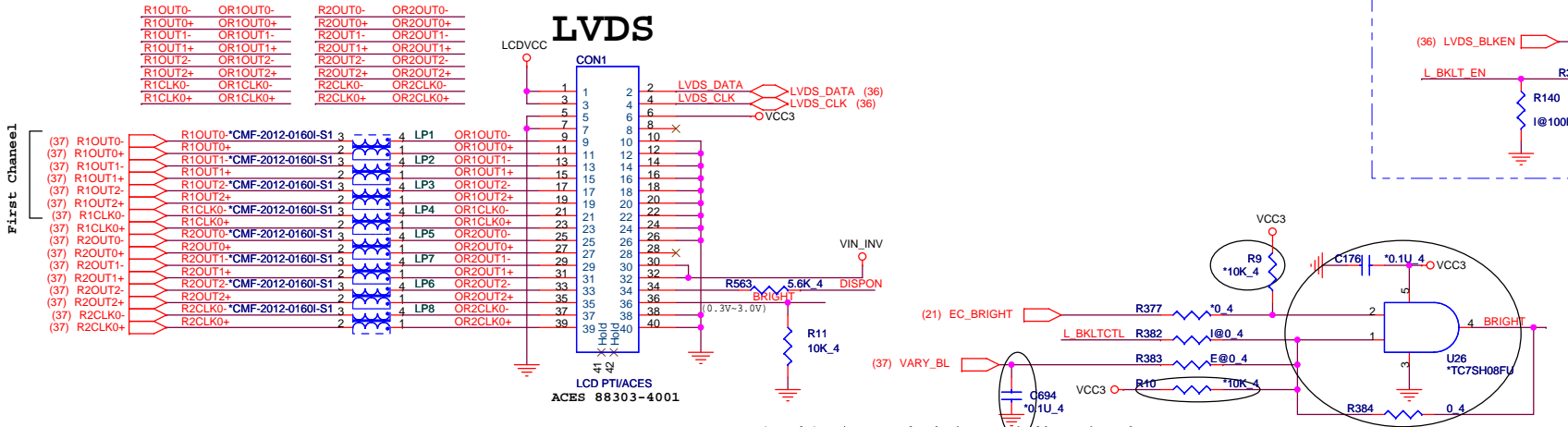
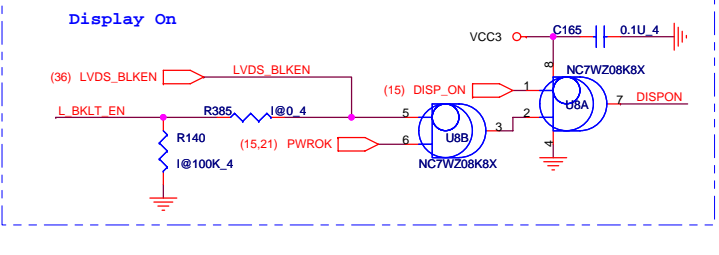
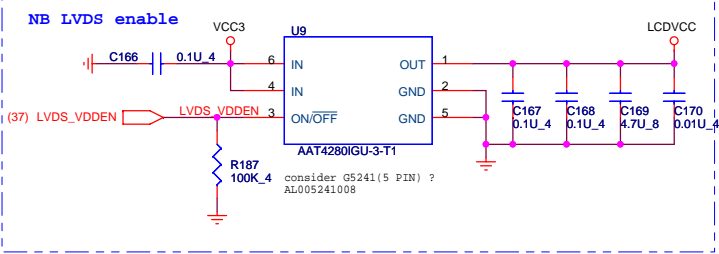
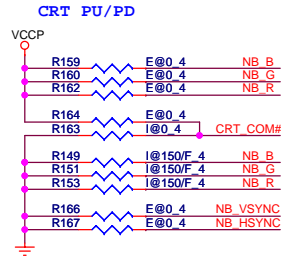
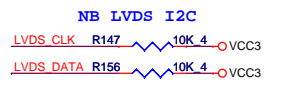
| | | | | | |
|-------|--|--|-------------------------|--|--|
| Title | | | GMCH DDR II 2 of 6 | | |
| Size | | | Document Number | | |
| | | | RJ6 Main Board | | |
| Date | | | Wednesday, May 03, 2006 | | |
| | | | Sheet 6 of 40 | | |
| | | | Rev 1A | | |

1.Level 1 Environment-related Substances should NEVER be Used.
 2.Purchase ink, paint, wire rods, and Molding resins only from the Business Partners that Sony approves as Green Partners.



E@: 945PM(EXT) should mount
 I@: 945GM(INT) should mount
 @: please refer to form
 nearly

| Signal | 945GM | 945PM |
|------------|---------------|-------|
| NB_B | R159 NI | 0_4 |
| | R148 0_4 | NI |
| | R149 150_4 | NI |
| NB_G | R160 NI | 0_4 |
| | R150 0_4 | NI |
| | R151 150_4 | NI |
| NB_R | R162 NI | 0_4 |
| | R152 0_4 | NI |
| | R153 150_4 | NI |
| CRT_COM# | R164 NI | 0_4 |
| | R163 0 | NI |
| L_IBG | R605 1.5K/F_4 | |
| | | |
| LVDS | R169 0_4 | NI |
| | R184 100K | NI |
| L_BKLT_EN | R140 2N7002E | NI |
| | R138 2.2K | NI |
| L_CLKCTLA | R604 10K | |
| | | |
| L_CLKCTLB | R603 10K | |
| | | |
| LVDS_VDDEN | R483 0_4 | NI |
| | | |
| DDC2BC | R547 0_4 | NI |
| | | |
| DDC2BD | R548 0_4 | NI |
| | | |
| CRT_REST | R158 255 | NI |
| | R165 NI | 0 |



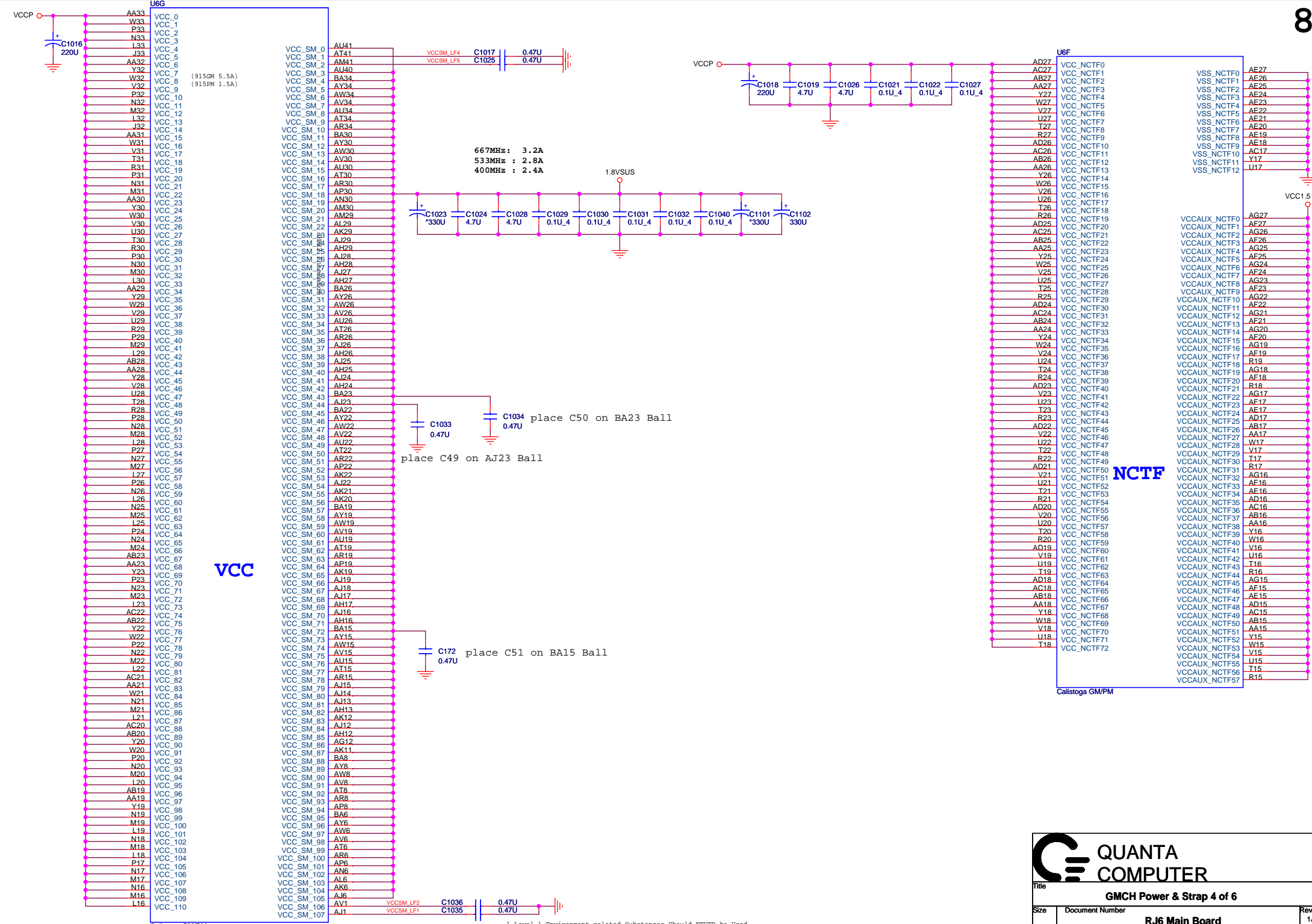
QUANTA COMPUTER

Title: **GMCH DMI VEDIO 3 of 6**

Size: _____ Document Number: **RJ6 Main Board** Rev 2A

Date: Wednesday, May 03, 2006 Sheet 7 of 40

1. Level 1 Environment-related Substances should NEVER be Used.
 2. Purchase ink, paint, wire rods, and Molding resins only from the business Partners that Sony approves as Green Partners.



QUANTA COMPUTER

GMCH Power & Strap 4 of 6

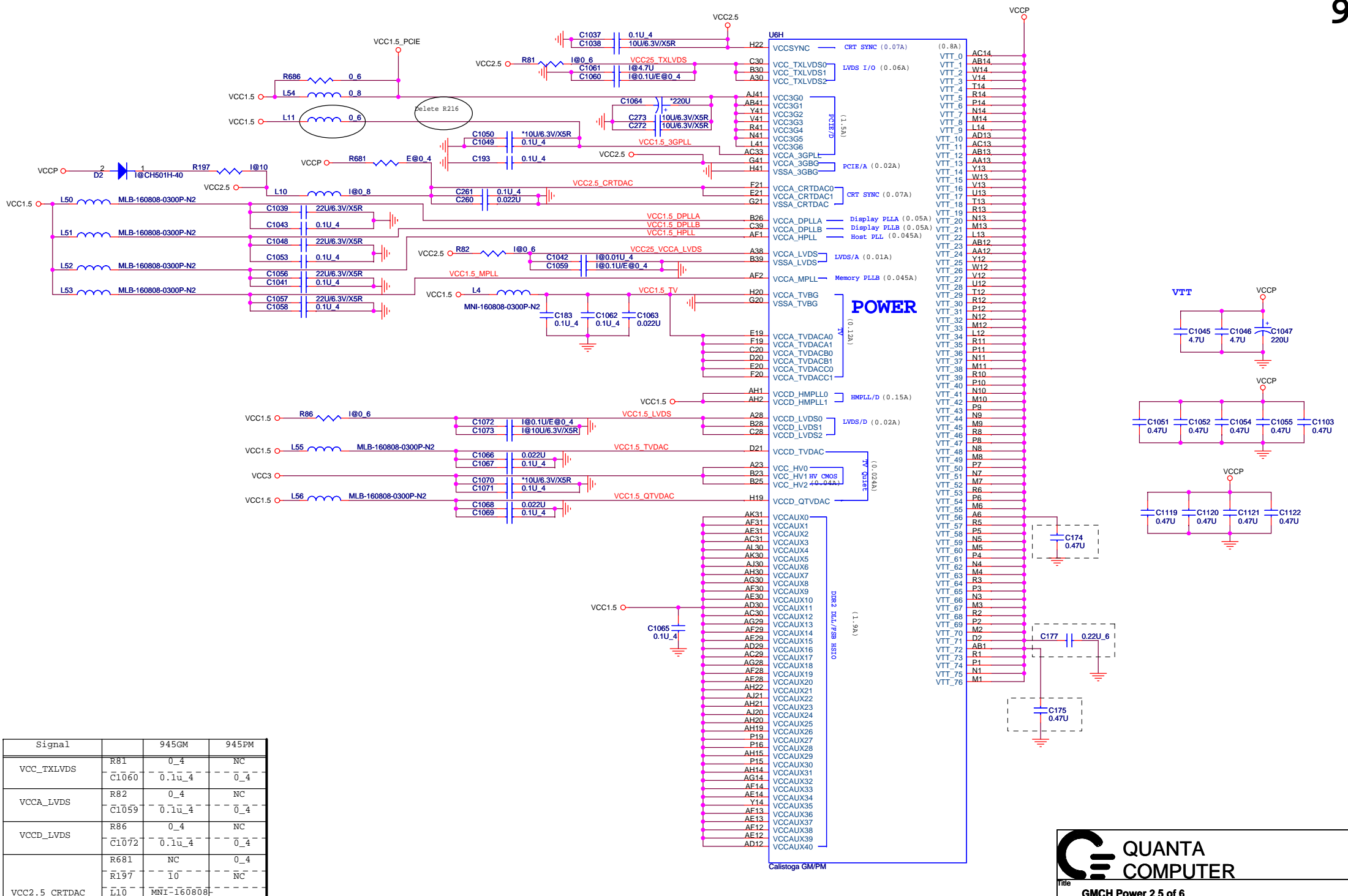
RJ6 Main Board

Rev 1A

Wednesday, May 03, 2006

Sheet 8 of 40

1.Level 1 Environment-related Substances Should NEVER be Used.
2.Purchase ink, paint, wire rods, and Molding resins only from the business Partners that Sony approves as Green Partners.



| Signal | 945GM | 945PM | |
|---------------|---------------------------|--|-----------------------|
| VCC_TXLVDS | R81 C1060 | 0_4 0_1u_4 | NC 0_4 |
| VCCA_LVDS | R82 C1059 | 0_4 0_1u_4 | NC 0_4 |
| VCCD_LVDS | R86 C1072 | 0_4 0_1u_4 | NC 0_4 |
| VCC2.5_CRTDAC | R681 R197 L10 D2 | NC I0 MNI-160808-0300P-N2 CH501H-40 | 0_4 NC NC NC |

1. Level 1 Environment-related Substances Should NEVER be Used.
 2. Purchase ink, paint, wire rods, and Molding resins only from the Business Partners that Sony approves as Green Partners.

QUANTA COMPUTER

GMCH Power 2.5 of 6

Size: Document Number: **RJ6 Main Board** Rev 2A

Date: Wednesday, May 03, 2006 Sheet 9 of 40

| U6J | | |
|------|--------|---------|
| AC41 | VSS_0 | VSS_97 |
| AA41 | VSS_1 | VSS_98 |
| W41 | VSS_2 | VSS_99 |
| T41 | VSS_3 | VSS_100 |
| P41 | VSS_4 | VSS_101 |
| M41 | VSS_5 | VSS_102 |
| J41 | VSS_6 | VSS_103 |
| F41 | VSS_7 | VSS_104 |
| AV40 | VSS_8 | VSS_105 |
| AP40 | VSS_9 | VSS_106 |
| AN40 | VSS_10 | VSS_107 |
| AK40 | VSS_11 | VSS_108 |
| A40 | VSS_12 | VSS_109 |
| AH40 | VSS_13 | VSS_110 |
| AG40 | VSS_14 | VSS_111 |
| AF40 | VSS_15 | VSS_112 |
| AE40 | VSS_16 | VSS_113 |
| B40 | VSS_17 | VSS_114 |
| AV39 | VSS_18 | VSS_115 |
| AW39 | VSS_19 | VSS_116 |
| AV39 | VSS_20 | VSS_117 |
| AR39 | VSS_21 | VSS_118 |
| AN39 | VSS_22 | VSS_119 |
| AJ39 | VSS_23 | VSS_120 |
| AC39 | VSS_24 | VSS_121 |
| AB39 | VSS_25 | VSS_122 |
| AA39 | VSS_26 | VSS_123 |
| Y39 | VSS_27 | VSS_124 |
| W39 | VSS_28 | VSS_125 |
| V39 | VSS_29 | VSS_126 |
| T39 | VSS_30 | VSS_127 |
| R39 | VSS_31 | VSS_128 |
| P39 | VSS_32 | VSS_129 |
| N39 | VSS_33 | VSS_130 |
| M39 | VSS_34 | VSS_131 |
| L39 | VSS_35 | VSS_132 |
| J39 | VSS_36 | VSS_133 |
| H39 | VSS_37 | VSS_134 |
| G39 | VSS_38 | VSS_135 |
| F39 | VSS_39 | VSS_136 |
| D39 | VSS_40 | VSS_137 |
| AT38 | VSS_41 | VSS_138 |
| AM38 | VSS_42 | VSS_139 |
| AH38 | VSS_43 | VSS_140 |
| AG38 | VSS_44 | VSS_141 |
| AF38 | VSS_45 | VSS_142 |
| AE38 | VSS_46 | VSS_143 |
| C38 | VSS_47 | VSS_144 |
| AK37 | VSS_48 | VSS_145 |
| AH37 | VSS_49 | VSS_146 |
| AB37 | VSS_50 | VSS_147 |
| AA37 | VSS_51 | VSS_148 |
| Y37 | VSS_52 | VSS_149 |
| W37 | VSS_53 | VSS_150 |
| V37 | VSS_54 | VSS_151 |
| T37 | VSS_55 | VSS_152 |
| R37 | VSS_56 | VSS_153 |
| P37 | VSS_57 | VSS_154 |
| N37 | VSS_58 | VSS_155 |
| M37 | VSS_59 | VSS_156 |
| L37 | VSS_60 | VSS_157 |
| J37 | VSS_61 | VSS_158 |
| H37 | VSS_62 | VSS_159 |
| G37 | VSS_63 | VSS_160 |
| F37 | VSS_64 | VSS_161 |
| D37 | VSS_65 | VSS_162 |
| AY36 | VSS_66 | VSS_163 |
| AW36 | VSS_67 | VSS_164 |
| AN36 | VSS_68 | VSS_165 |
| AH36 | VSS_69 | VSS_166 |
| AG36 | VSS_70 | VSS_167 |
| AF36 | VSS_71 | VSS_168 |
| AE36 | VSS_72 | VSS_169 |
| AC36 | VSS_73 | VSS_170 |
| C36 | VSS_74 | VSS_171 |
| B36 | VSS_75 | VSS_172 |
| BA35 | VSS_76 | VSS_173 |
| AV35 | VSS_77 | VSS_174 |
| AR35 | VSS_78 | VSS_175 |
| AH35 | VSS_79 | VSS_176 |
| AB35 | VSS_80 | VSS_177 |
| AA35 | VSS_81 | VSS_178 |
| Y35 | VSS_82 | VSS_179 |
| W35 | VSS_83 | VSS_179 |
| V35 | VSS_84 | |
| T35 | VSS_85 | |
| R35 | VSS_86 | |
| P35 | VSS_87 | |
| N35 | VSS_88 | |
| M35 | VSS_89 | |
| L35 | VSS_90 | |
| J35 | VSS_91 | |
| H35 | VSS_92 | |
| G35 | VSS_93 | |
| F35 | VSS_94 | |
| D35 | VSS_95 | |
| AN34 | VSS_96 | |

VSS

Calistoga GM/PM

| U6J | | |
|------|---------|---------|
| AT23 | VSS_180 | VSS_273 |
| AN23 | VSS_181 | VSS_274 |
| AM23 | VSS_182 | VSS_275 |
| AE23 | VSS_183 | VSS_276 |
| AC23 | VSS_184 | VSS_277 |
| C23 | VSS_185 | VSS_278 |
| K23 | VSS_186 | VSS_279 |
| J23 | VSS_187 | VSS_280 |
| F23 | VSS_188 | VSS_281 |
| C23 | VSS_189 | VSS_282 |
| AA22 | VSS_190 | VSS_283 |
| K22 | VSS_191 | VSS_284 |
| G22 | VSS_192 | VSS_285 |
| F22 | VSS_193 | VSS_286 |
| E22 | VSS_194 | VSS_287 |
| D22 | VSS_195 | VSS_288 |
| A22 | VSS_196 | VSS_289 |
| BA21 | VSS_197 | VSS_290 |
| F21 | VSS_198 | VSS_291 |
| AR21 | VSS_199 | VSS_292 |
| AN21 | VSS_200 | VSS_293 |
| AL21 | VSS_201 | VSS_294 |
| AG32 | VSS_202 | VSS_295 |
| Y21 | VSS_203 | VSS_296 |
| P21 | VSS_204 | VSS_297 |
| K21 | VSS_205 | VSS_298 |
| J21 | VSS_206 | VSS_299 |
| H21 | VSS_207 | VSS_300 |
| C21 | VSS_208 | VSS_301 |
| AW20 | VSS_209 | VSS_302 |
| AR20 | VSS_210 | VSS_303 |
| AM20 | VSS_211 | VSS_304 |
| AJ20 | VSS_212 | VSS_305 |
| K20 | VSS_213 | VSS_306 |
| B20 | VSS_214 | VSS_307 |
| A20 | VSS_215 | VSS_308 |
| AN19 | VSS_216 | VSS_309 |
| AC19 | VSS_217 | VSS_310 |
| AT29 | VSS_218 | VSS_311 |
| K19 | VSS_219 | VSS_312 |
| G19 | VSS_220 | VSS_313 |
| T29 | VSS_221 | VSS_314 |
| N29 | VSS_222 | VSS_315 |
| K29 | VSS_223 | VSS_316 |
| G29 | VSS_224 | VSS_317 |
| E29 | VSS_225 | VSS_318 |
| C29 | VSS_226 | VSS_319 |
| AY17 | VSS_227 | VSS_320 |
| A29 | VSS_228 | VSS_321 |
| AP17 | VSS_229 | VSS_322 |
| AM17 | VSS_230 | VSS_323 |
| AK17 | VSS_231 | VSS_324 |
| AV16 | VSS_232 | VSS_325 |
| AM16 | VSS_233 | VSS_326 |
| AL16 | VSS_234 | VSS_327 |
| J16 | VSS_235 | VSS_328 |
| F16 | VSS_236 | VSS_329 |
| C16 | VSS_237 | VSS_330 |
| AN15 | VSS_238 | VSS_331 |
| AM15 | VSS_239 | VSS_332 |
| AK15 | VSS_240 | VSS_333 |
| N15 | VSS_241 | VSS_334 |
| J27 | VSS_242 | VSS_335 |
| L15 | VSS_243 | VSS_336 |
| F27 | VSS_244 | VSS_337 |
| A15 | VSS_245 | VSS_338 |
| BA14 | VSS_246 | VSS_339 |
| AT14 | VSS_247 | VSS_340 |
| M26 | VSS_248 | VSS_341 |
| AD14 | VSS_249 | VSS_342 |
| F26 | VSS_250 | VSS_343 |
| D26 | VSS_251 | VSS_344 |
| AK25 | VSS_252 | VSS_345 |
| P25 | VSS_253 | VSS_346 |
| K25 | VSS_254 | VSS_347 |
| H25 | VSS_255 | VSS_348 |
| E25 | VSS_256 | VSS_349 |
| D25 | VSS_257 | VSS_350 |
| A25 | VSS_258 | VSS_351 |
| BA24 | VSS_259 | VSS_352 |
| AU24 | VSS_260 | VSS_353 |
| AL24 | VSS_261 | VSS_354 |
| P13 | VSS_262 | VSS_355 |
| F13 | VSS_263 | VSS_356 |
| D13 | VSS_264 | VSS_357 |
| B13 | VSS_265 | VSS_358 |
| AY12 | VSS_266 | VSS_359 |
| AC12 | VSS_267 | VSS_360 |
| K12 | VSS_268 | |
| H12 | VSS_269 | |
| E12 | VSS_270 | |
| AD11 | VSS_271 | |
| AA11 | VSS_272 | |
| Y11 | | |

VSS

Calistoga GM/PM



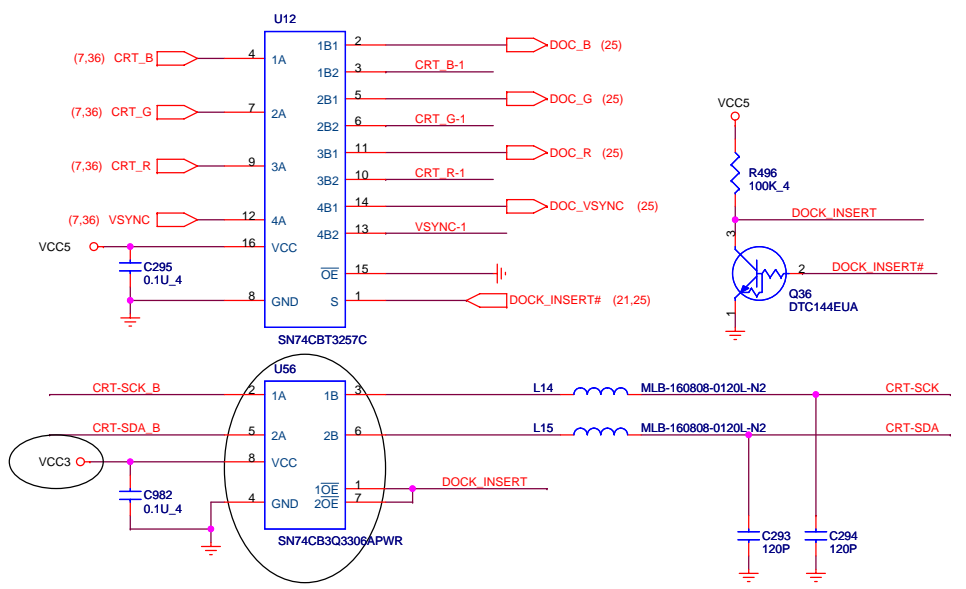
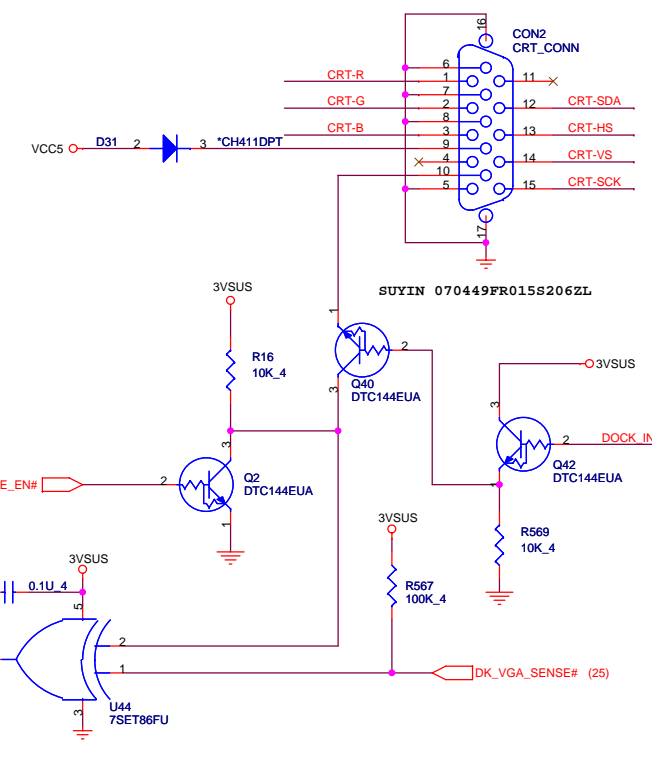
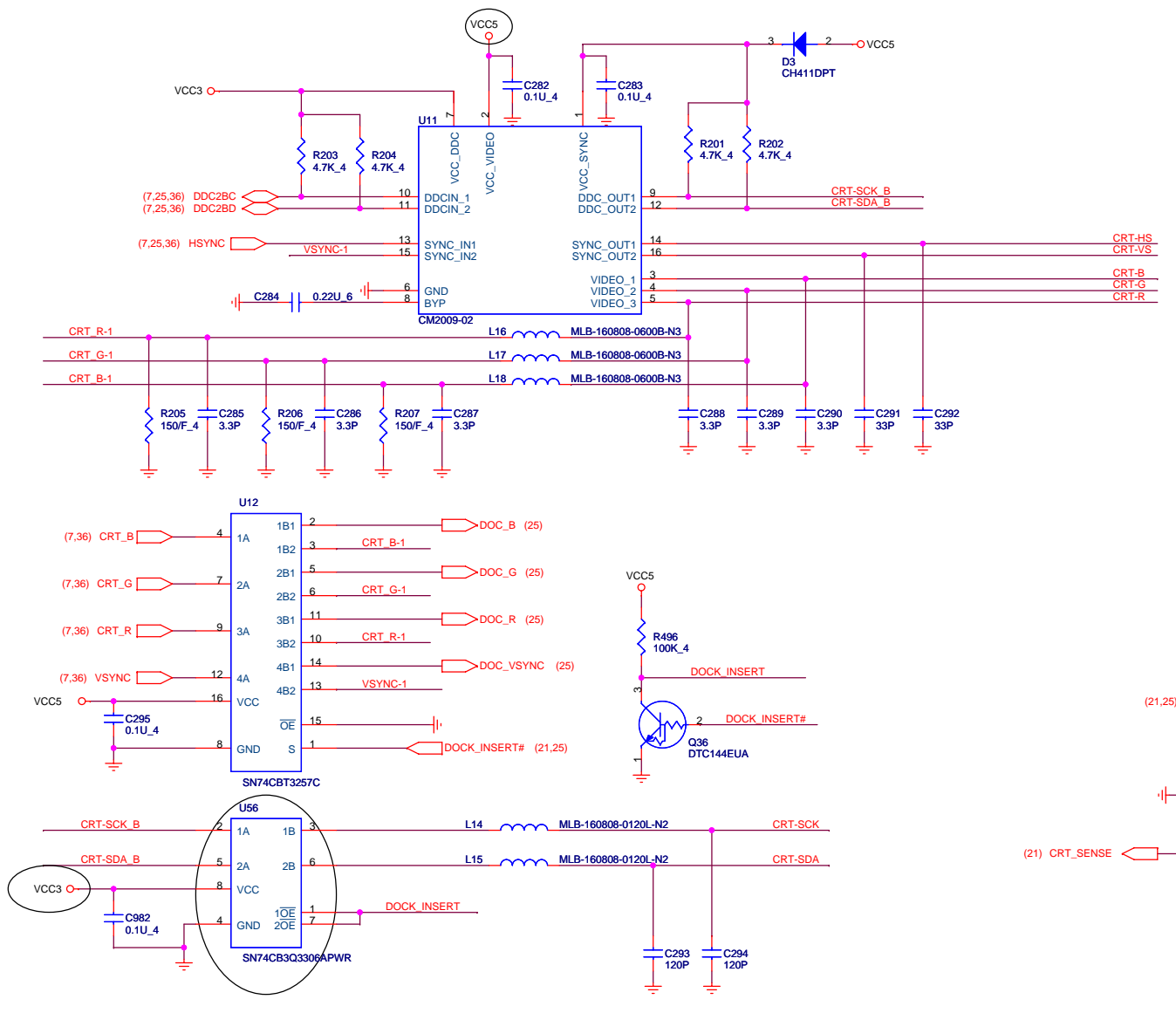
1. Level 1 Environment-related Substances Should NEVER be Used.
 2. Purchase ink, paint, wire rods, and Molding resins only from the business Partners that Sony approves as Green Partners.

QUANTA COMPUTER

Title: **GMCH GND 6 of 6**

Size: Document Number **RJ6 Main Board** Rev 1A

Date: Wednesday, May 03, 2006 Sheet 10 of 40



SN74CBT3257

| OE | S | 1A |
|----|---|----|
| H | H | L |
| H | L | H |
| L | H | H |
| L | L | L |

| | SENSE_EN# | MB CRT | DOCK CRT | DOCK DVI | CRT_SENSE |
|----------------------|-----------|--------|----------|----------|-----------|
| All no Plug | L | H | H | L | L |
| MB CRT Plug | L | L | H | L | H |
| DOCK CRT Plug | L | H | L | L | H |
| DOCK DVI Plug | L | H | H | H | H |
| SENSE EN | H | X | X | X | L |
| DOCK CRT/DVI Plug | L | H | L | H | L |
| DOCK CRT/MB CRT Plug | L | L | L | L | L |

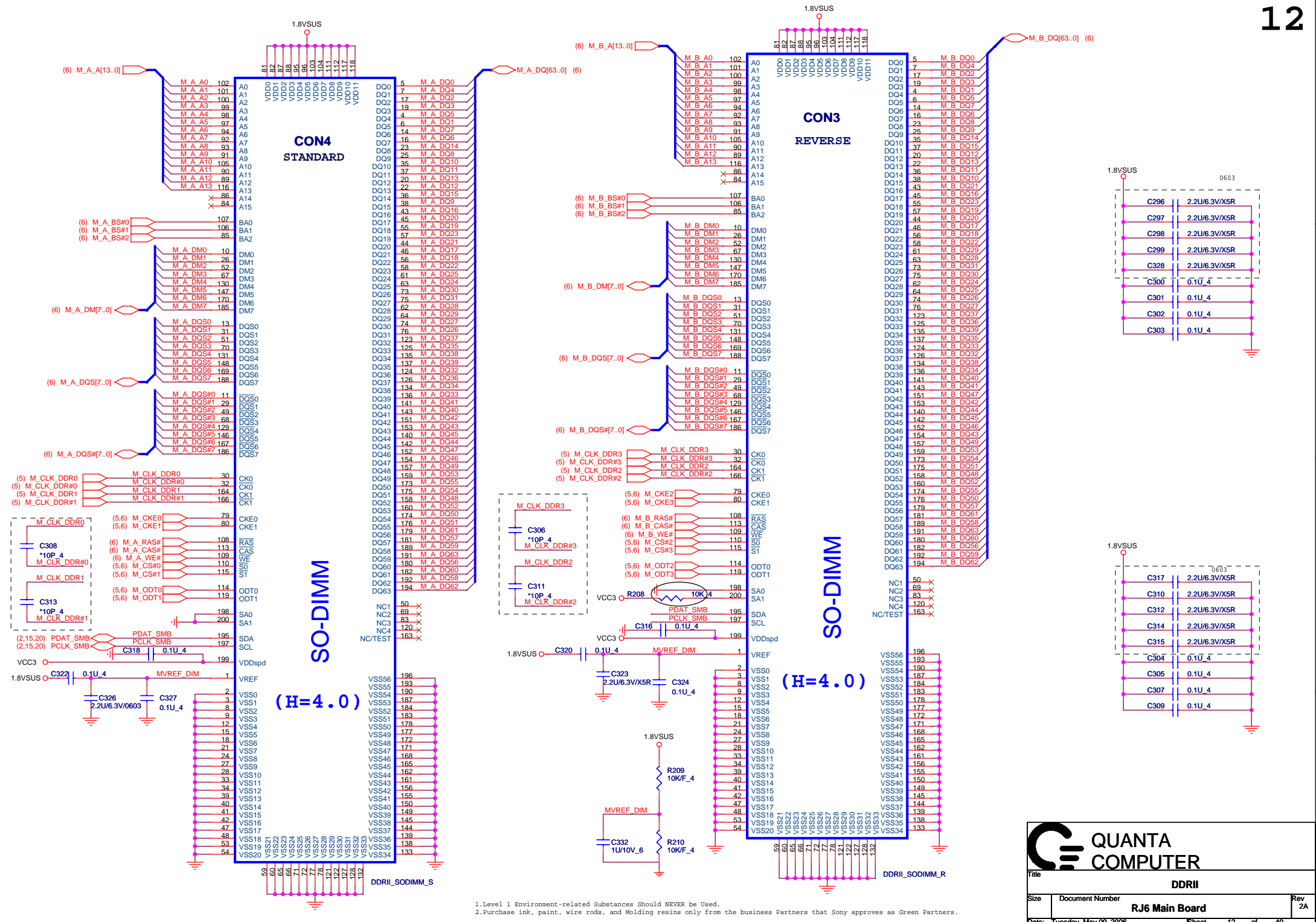
1. Level 1 Environment-related Substances Should NEVER be Used.
 2. Purchase ink, paint, wire rods, and Molding resins only from the business Partners that Sony approves as Green Partners.

QUANTA COMPUTER

Title: **CRT**

Size: Document Number **RJ6 Main Board** Rev **2A**

Date: Wednesday, May 03, 2006 Sheet 11 of 40



1.Level 1 Environment-related Substances Should NEVER be Used.
 2.Purchase ink, paint, wire rods, and Molding resins only from the business Partners that Sony approves as Green Partners.

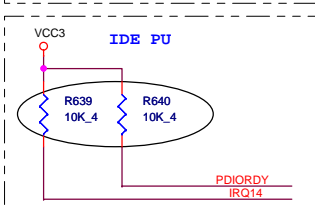
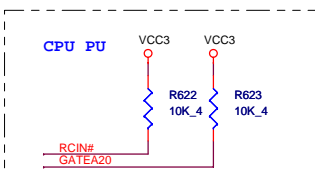
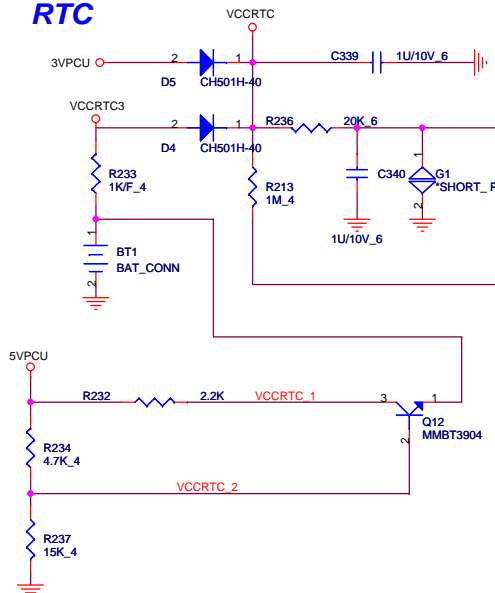
QUANTA COMPUTER

Title: **DDRII**

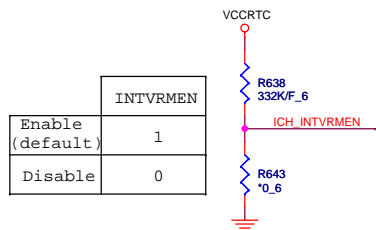
Size: Document Number: **RJ6 Main Board** Rev: 2A

Date: Tuesday, May 09, 2006 Sheet: 12 of 40

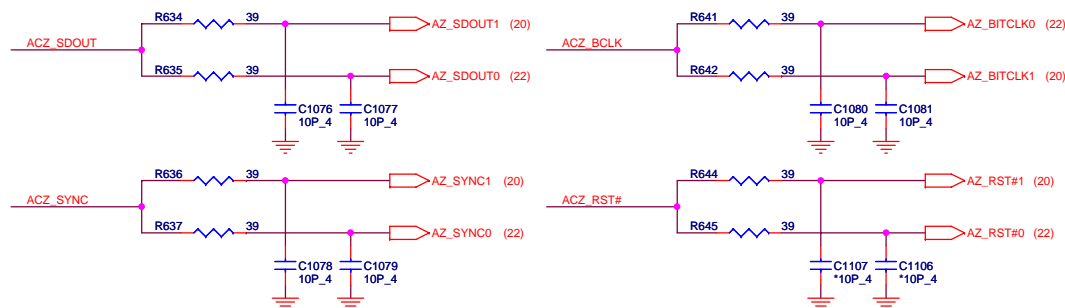
RTC



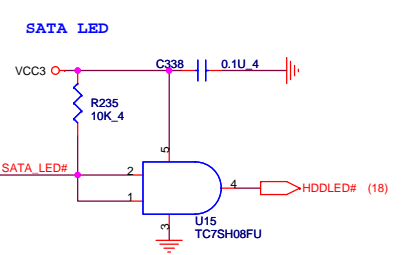
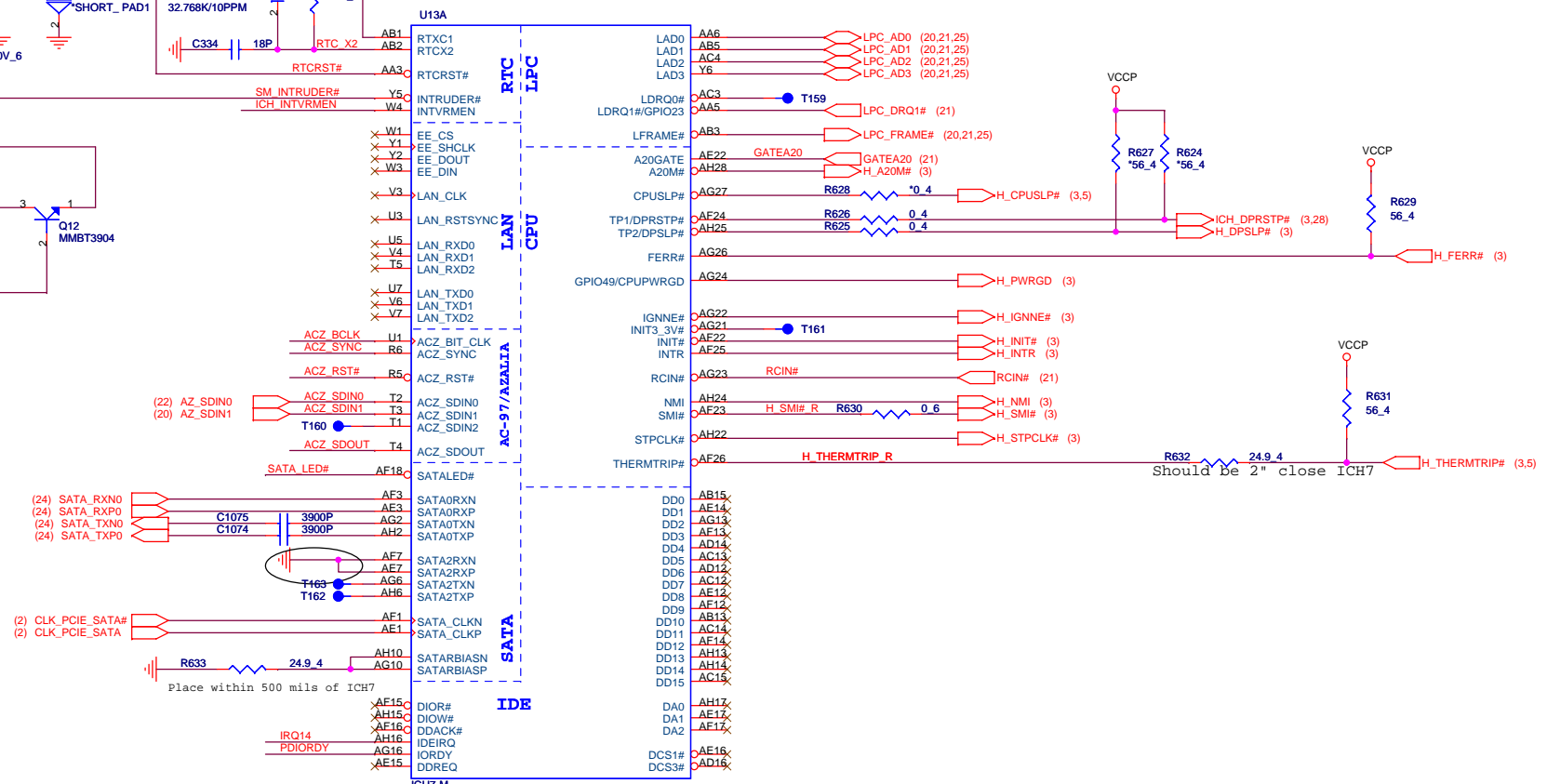
ICH7 internal VR enable strap



HD Audio to Codec and Modem



1. Level 1 Environment-related Substances Should NEVER be Used.
2. Purchase ink, paint, wire rods, and Molding resins only from the business Partners that Sony approves as Green Partners.



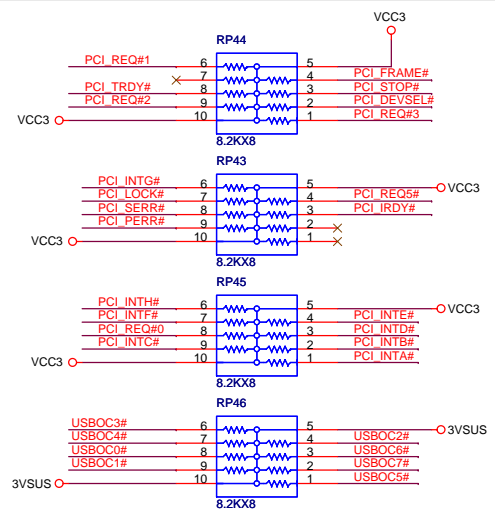
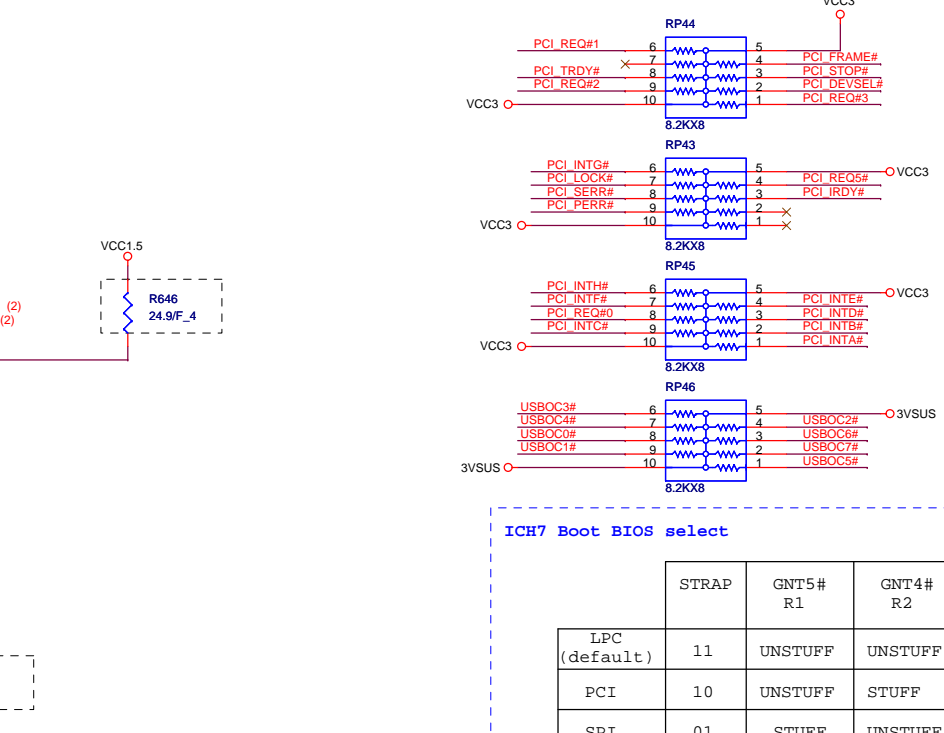
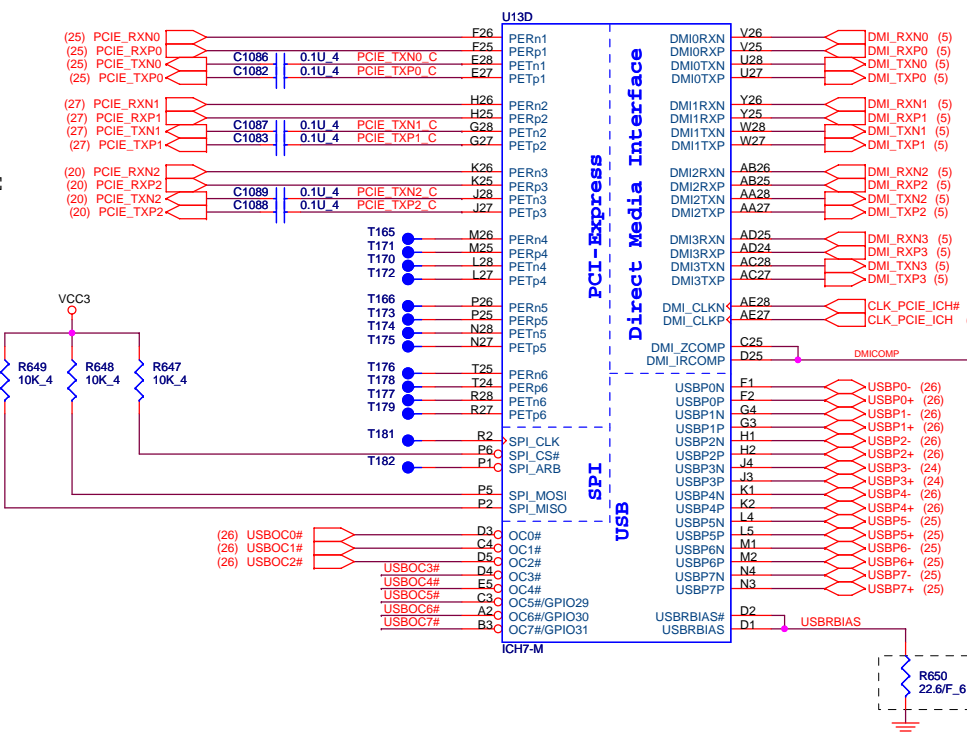
QUANTA COMPUTER

Title: **ICH7-M HOST1 of 4**

Size: Document Number **RJ6 Main Board** Rev 2A

Date: Wednesday, May 03, 2006 Sheet 13 of 40

Docking
Giga LAN
MINI PCIE



ICH7 Boot BIOS select

| | STRAP | GNT5# R1 | GNT4# R2 |
|---------------|-------|-------------|-------------|
| LPC (default) | 11 | UNSTUFF | UNSTUFF |
| PCI | 10 | UNSTUFF | STUFF |
| SPI | 01 | STUFF | UNSTUFF |

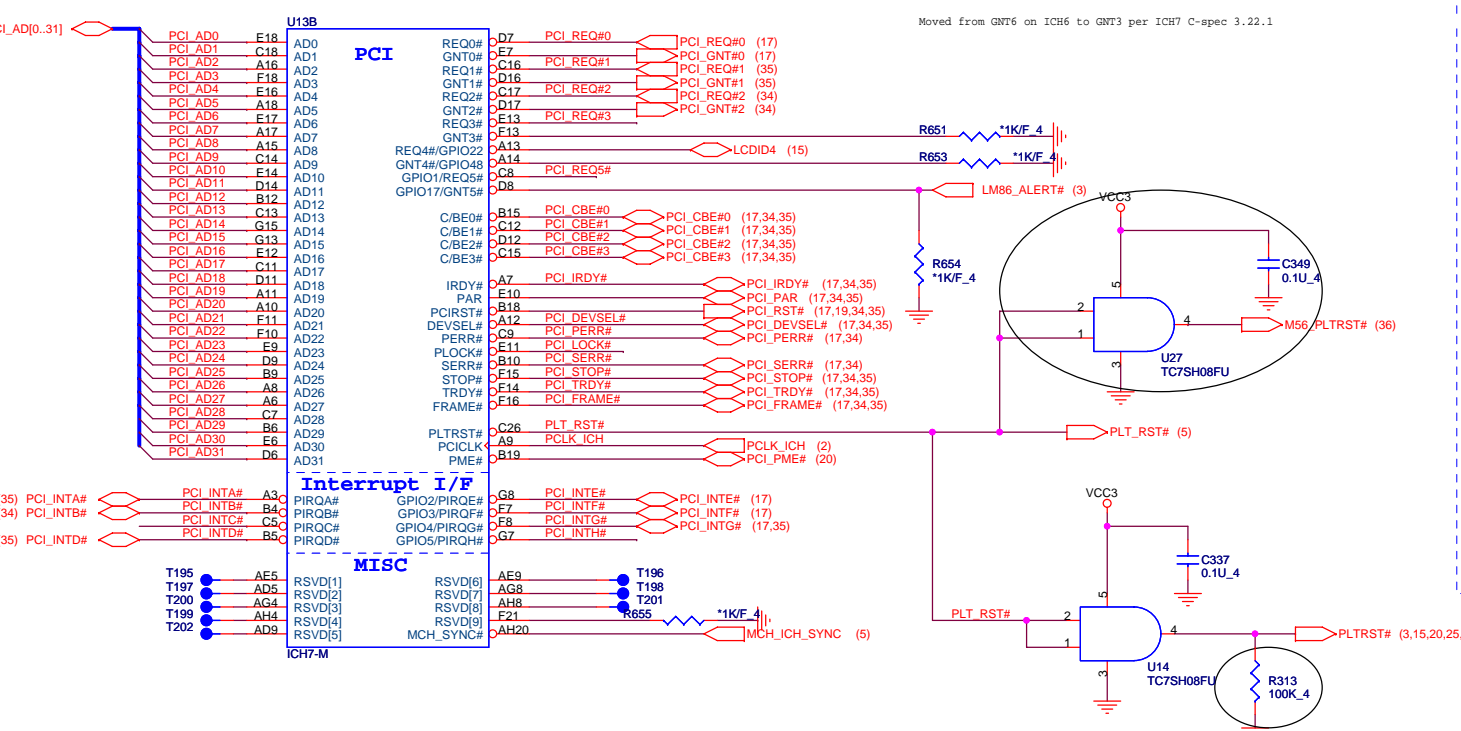
PCI bus info.

| PCI DEVICE | IDSEL# | REQ# / GNT# | Interrupts |
|------------|--------|---------------|------------|
| PCI7411 | AD25 | REQ0# / GNT0# | PIRQ E/F/G |
| SI13512 | AD28 | REQ2# / GNT2# | PIRQ B |
| VT6212 | AD27 | REQ1# / GNT1# | PIRQ A/D/G |

Interrupts PCI DEVICE

| | | |
|-------|--|----------------|
| PIRQA | USB UHCI controller1, 4 | VT6212 |
| PIRQB | Audio and Modem ; option for SMBus | SI13512 |
| PIRQC | USB UHCI controller3 ; SATA/IDE Native Mode | |
| PIRQD | USB UHCI controller2 | VT6212 |
| PIRQE | INT LAN; option for SCI, TCO, HPET#0,1,2 | PCI7411 |
| PIRQF | option for SCI, TCO, HPET#0,1,2 | PCI7411 |
| PIRQG | option for SCI, TCO, HPET#0,1,2 | PCI7411 VT6212 |
| PIRQH | USB EHCI controller; option for SCI, TCO, HPET#0,1,2 | |

Moved from GNT6 on ICH6 to GNT3 per ICH7 C-spec 3.22.1



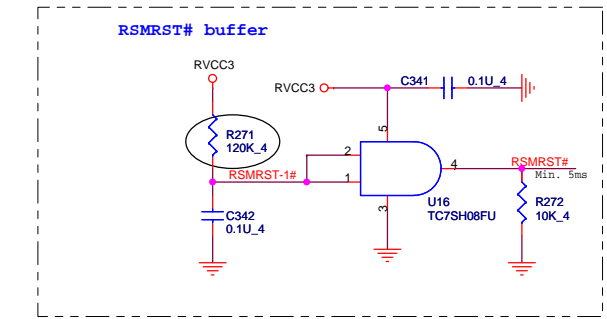
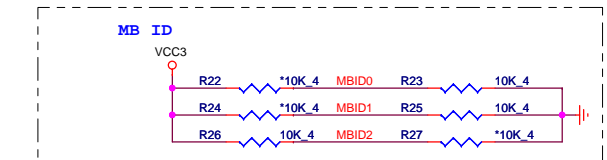
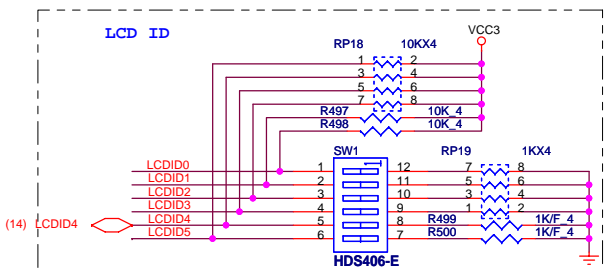
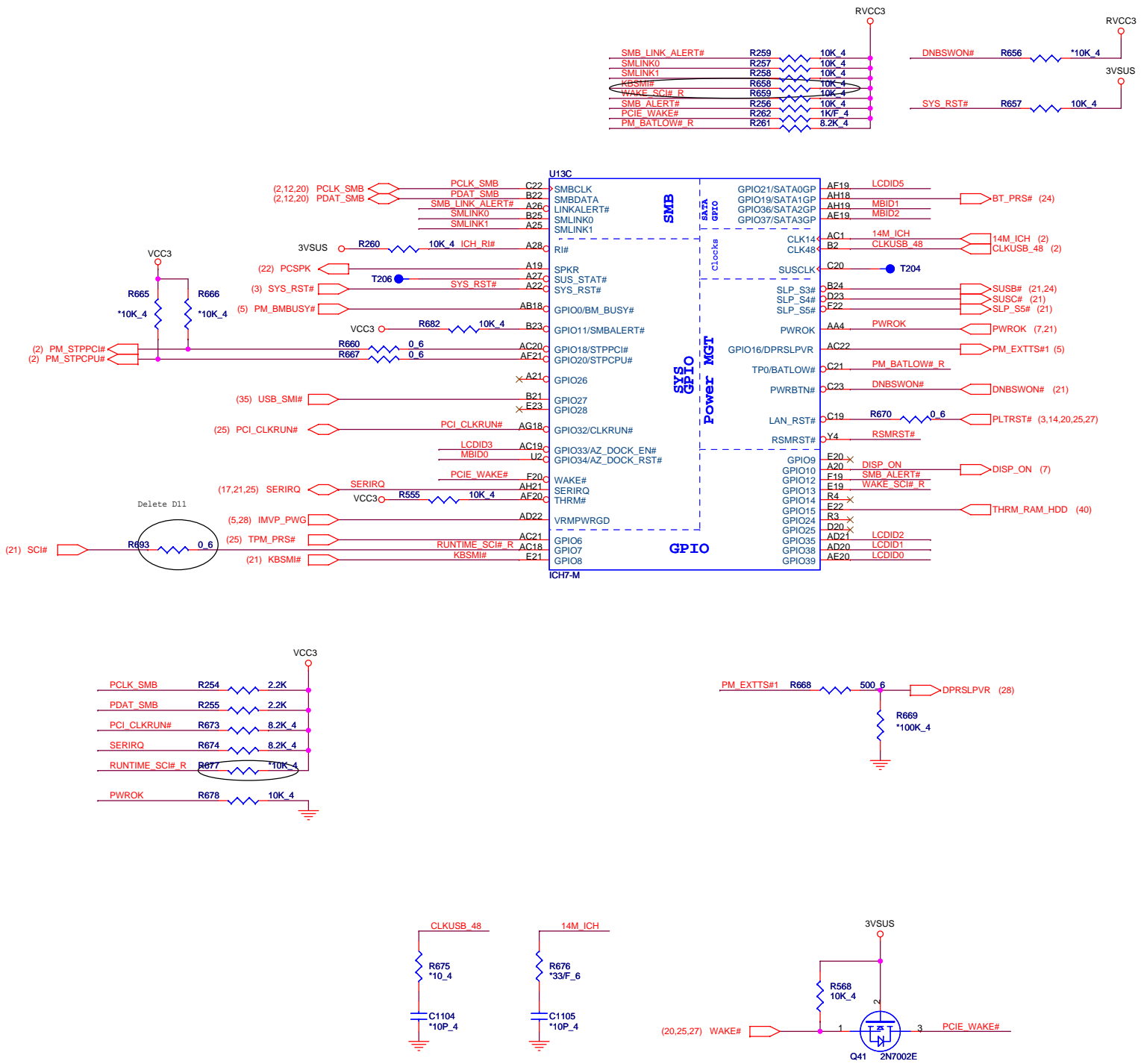
QUANTA COMPUTER

File: **ICHT-M PCIE 2 of 4**

| | | |
|------|-----------------------|-----------|
| Size | Document Number | Rev |
| | RJ6 Main Board | 1B |

Date: Wednesday, May 03, 2006 Sheet 14 of 40

1. Level 1 Environment-related Substances Should NEVER be Used.
 2. Purchase ink, paint, wire rods, and Molding resins only from the business Partners that Sony approves as Green Partners.



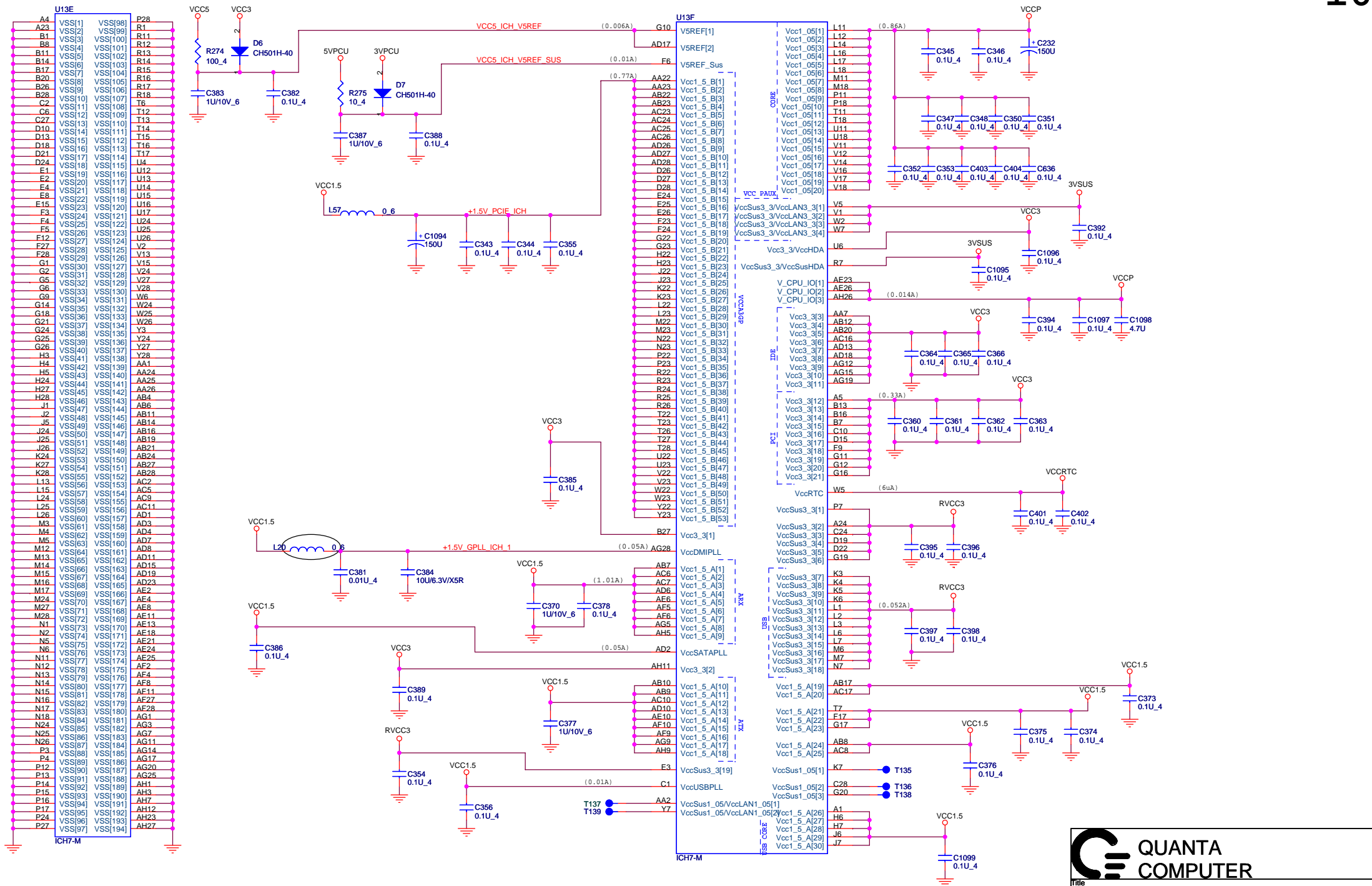
QUANTA COMPUTER

Title: **ICH7-M GPIO 3 of 4**

Size: Document Number **RJ6 Main Board** Rev 2A

Date: Tuesday, May 09, 2006 Sheet 15 of 40

1.Level 1 Environment-related Substances Should NEVER be Used.
 2.Purchase ink, paint, wire rods, and Molding resins only from the business Partners that Sony approves as Green Partners.

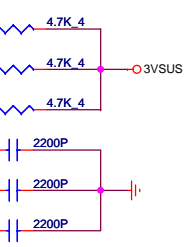
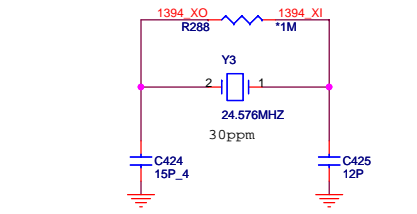
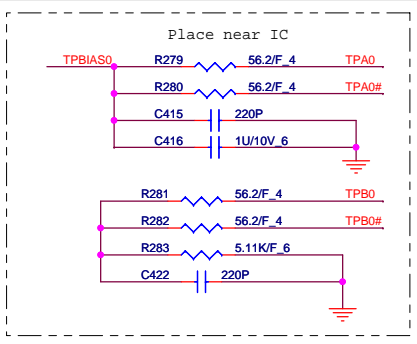
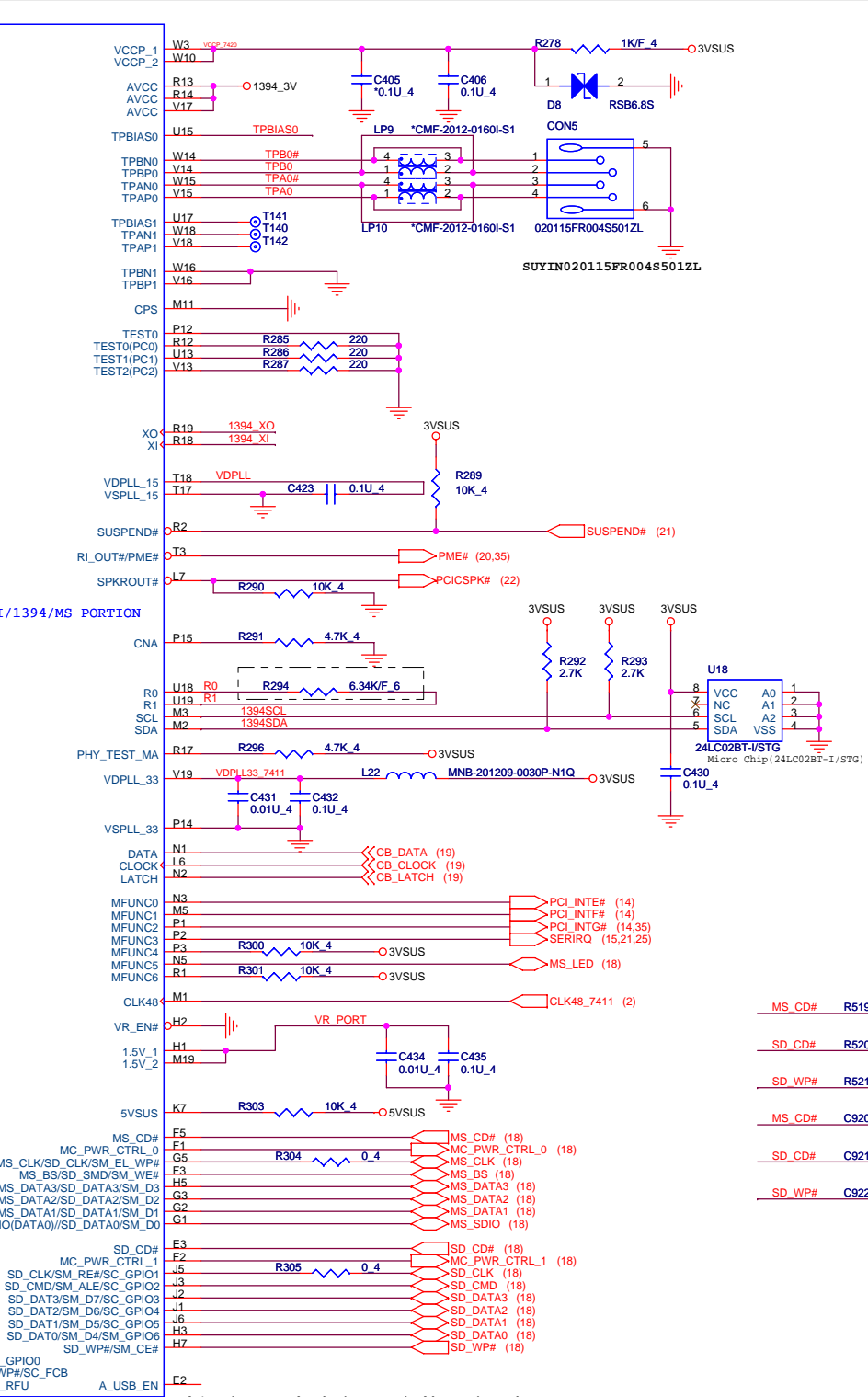
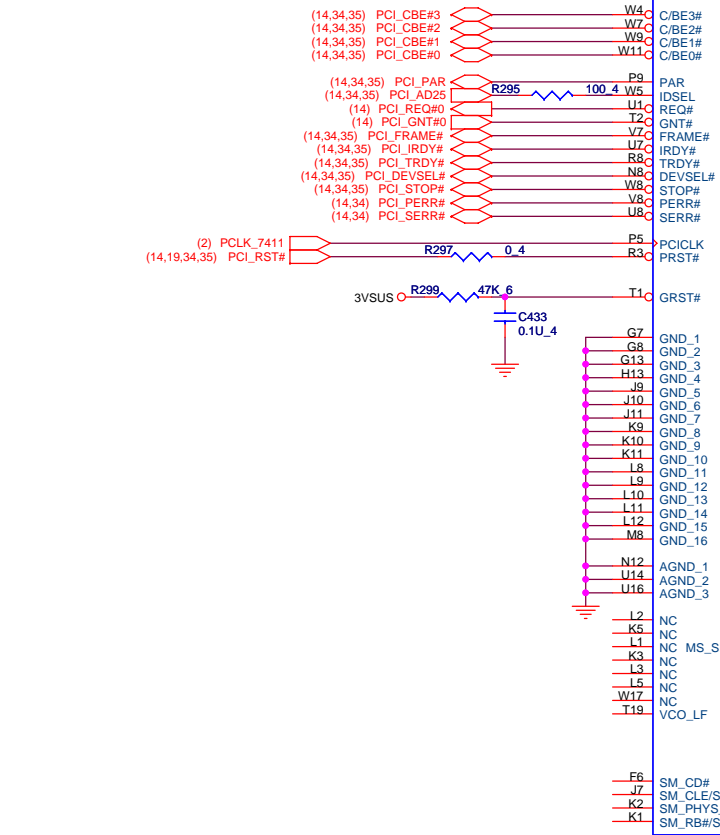
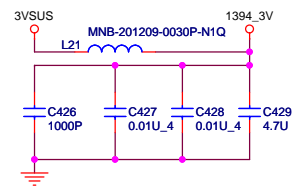
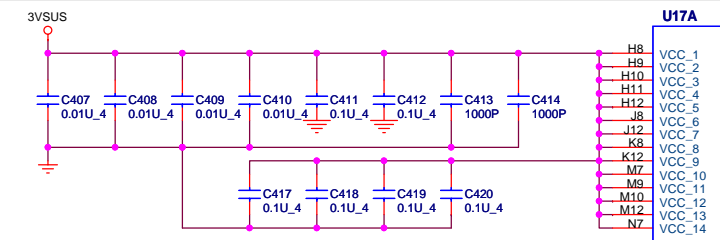


QUANTA COMPUTER

ICH7-M Power 4 o 4

| | | |
|-------|-------------------------|----------------|
| Size | Document Number | Rev |
| | RJ6 Main Board | 2A |
| Date: | Wednesday, May 03, 2006 | Sheet 16 of 40 |

1.Level 1 Environment-related Substances Should NEVER be Used.
 2.Purchase ink, paint, wire rods, and Molding resins only from the business Partners that Sony approves as Green Partners.



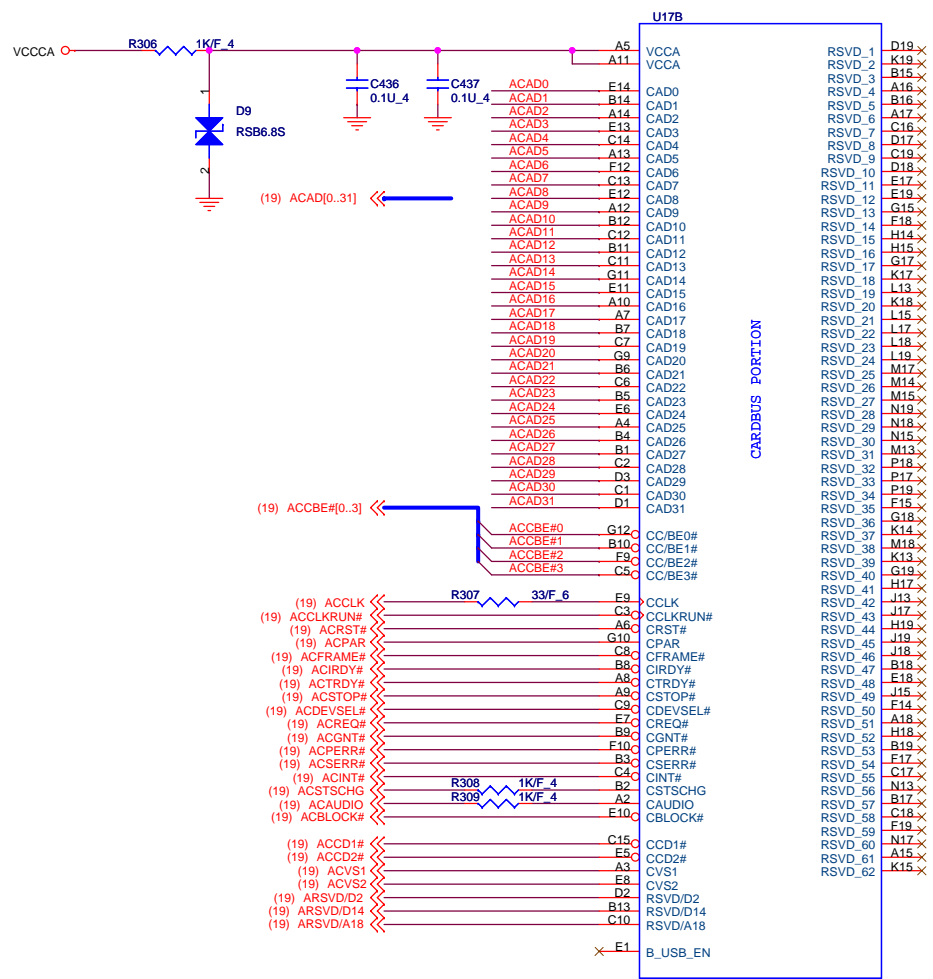
QUANTA COMPUTER

Title: **TI-7411 CardBus Control - A**

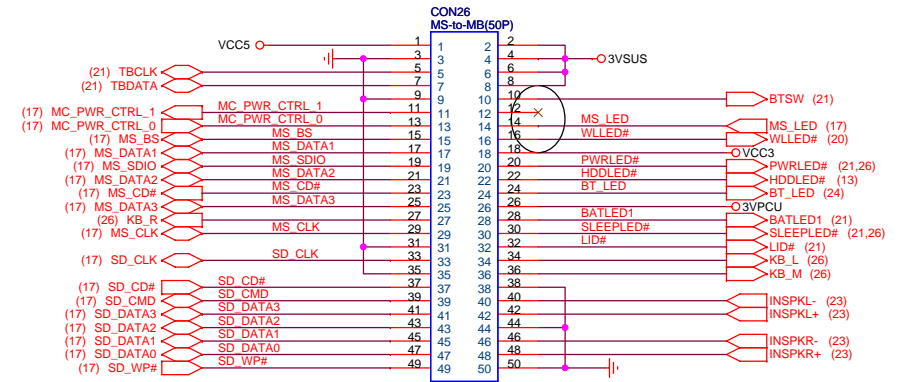
Size: Document Number **RJ6 Main Board** Rev 1A

Date: Tuesday, May 09, 2006 Sheet 17 of 40

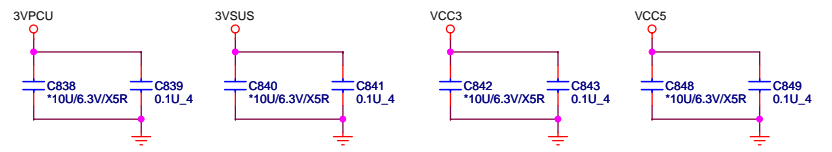
1. Level 1 Environment-related Substances Should NEVER be Used.
 2. Purchase ink, paint, wire rods, and Molding resins only from the business Partners that Sony approves as Green Partners.



TL7411



ACBS 88078-050xx-50p-ruv



1. Level 1 Environment-Related Substances Should NEVER be Used.
 2. Purchase ink, paint, wire rods, and Molding resins only from the business Partners that Sony approves as Green Partners.

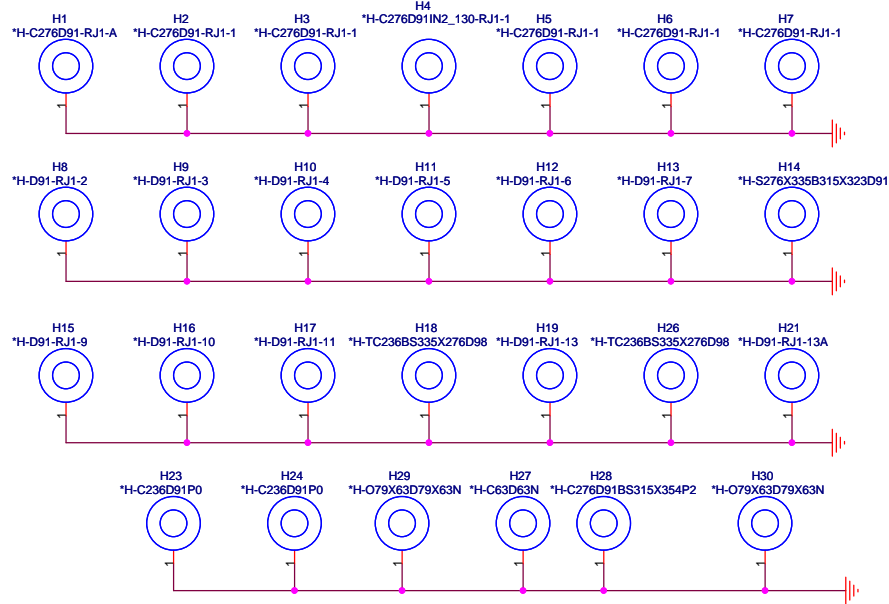
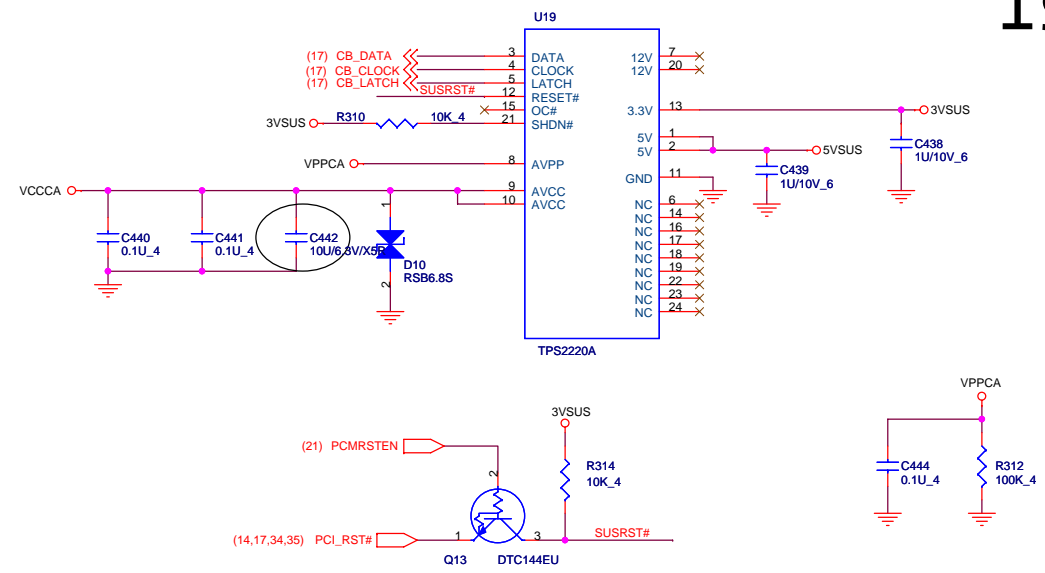
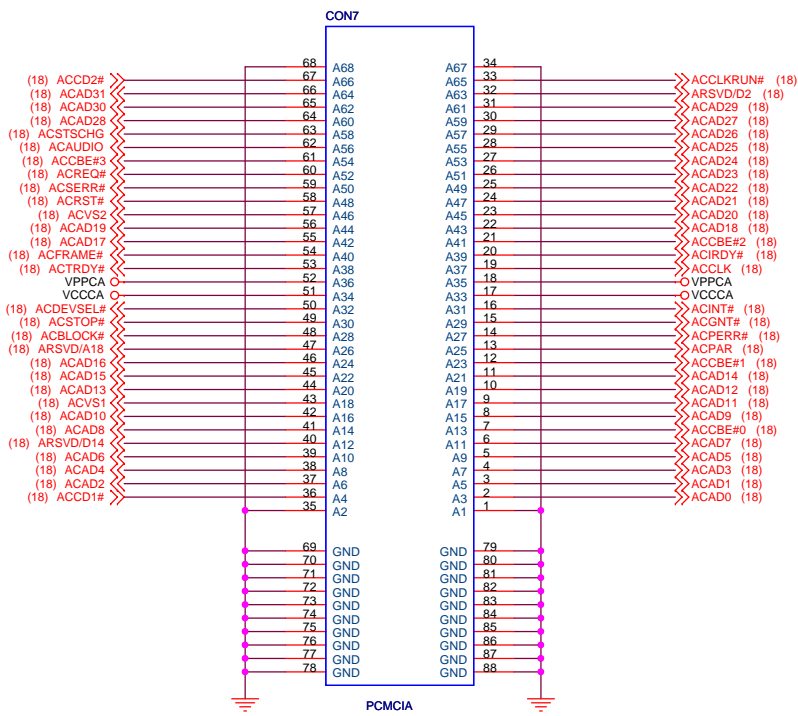
QUANTA COMPUTER

Title: **TI-7411 CardBus Control - B**

Size: Document Number **RJ6 Main Board** Rev **2A**

Date: Tuesday, May 09, 2006 Sheet 18 of 40

(18) ACAD[0..31] << <<
 (18) ACCBE#[0..3] << <<



QUANTA COMPUTER

Title: **CARBUS SLOT**

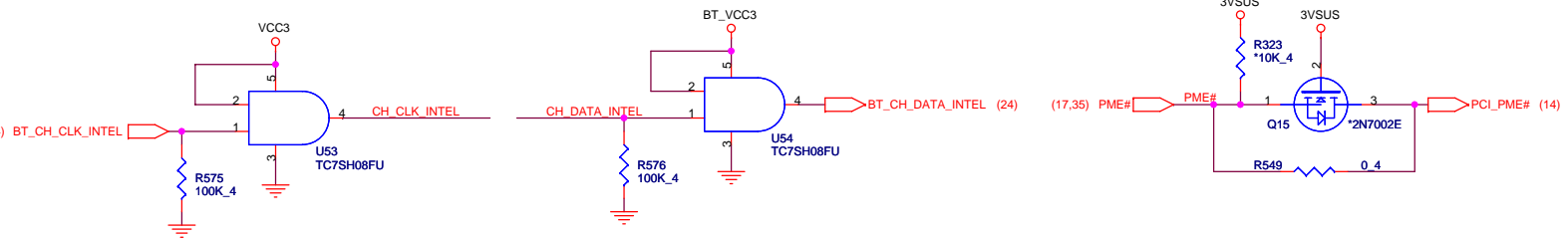
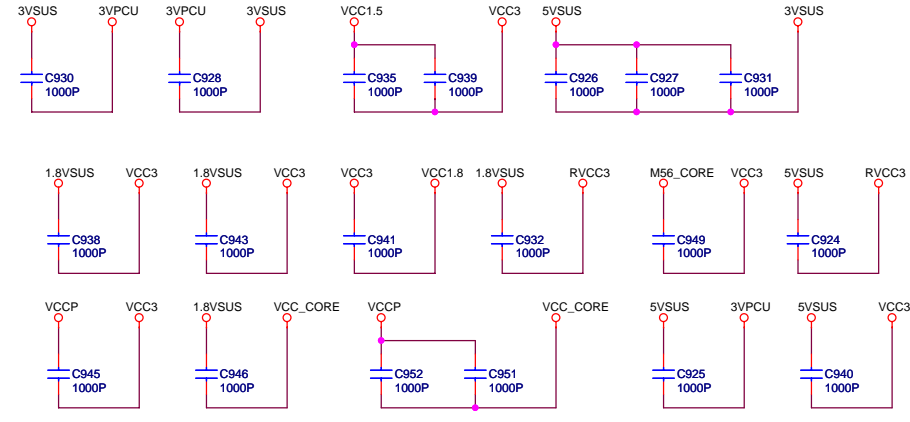
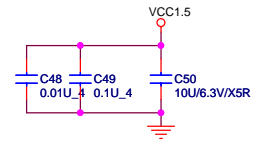
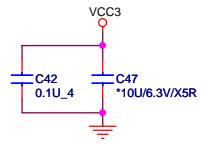
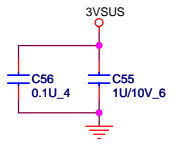
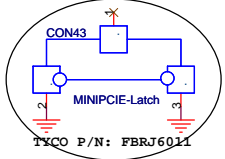
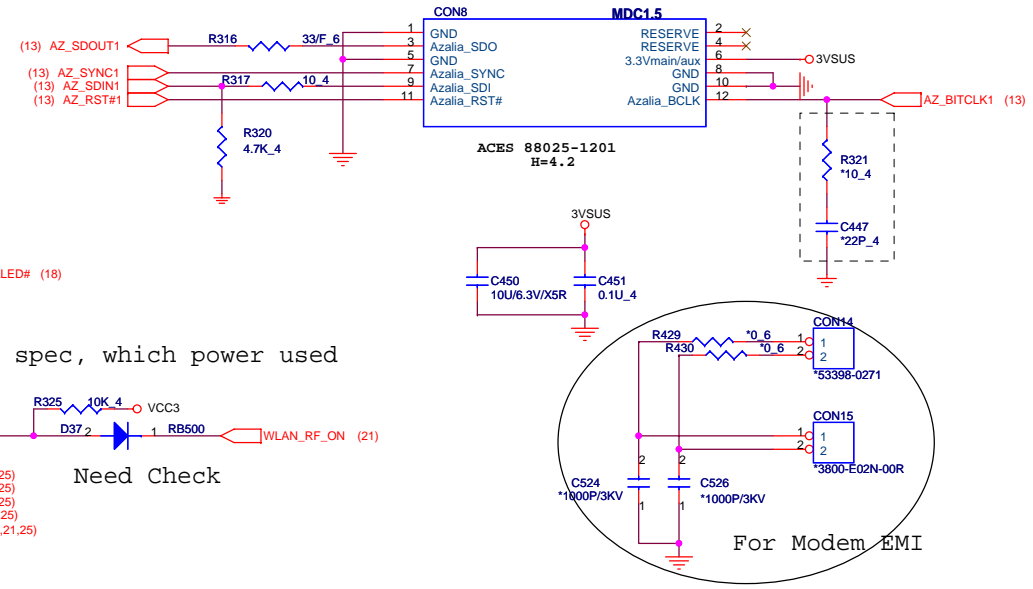
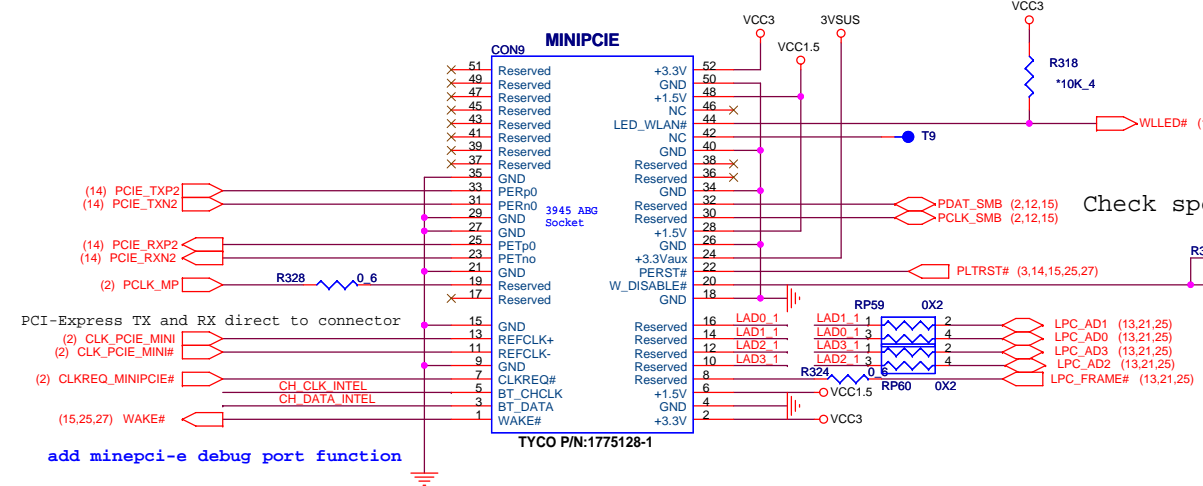
Size: Document Number: **RJ6 Main Board** Rev: 1A

Date: Tuesday, May 09, 2006 Sheet 19 of 40

1. Level 1 Environment-related Substances Should NEVER be Used.
 2. Purchase ink, paint, wire rods, and Molding resins only from the business Partners that Sony approves as Green Partners.

LED_GP : LED WLEN LINK
 Output Current : 7mA
 Blink rate : 1 flash per every 3 sec.

WLSW:
 Low : disable the radio.
 High : Enable the radio.



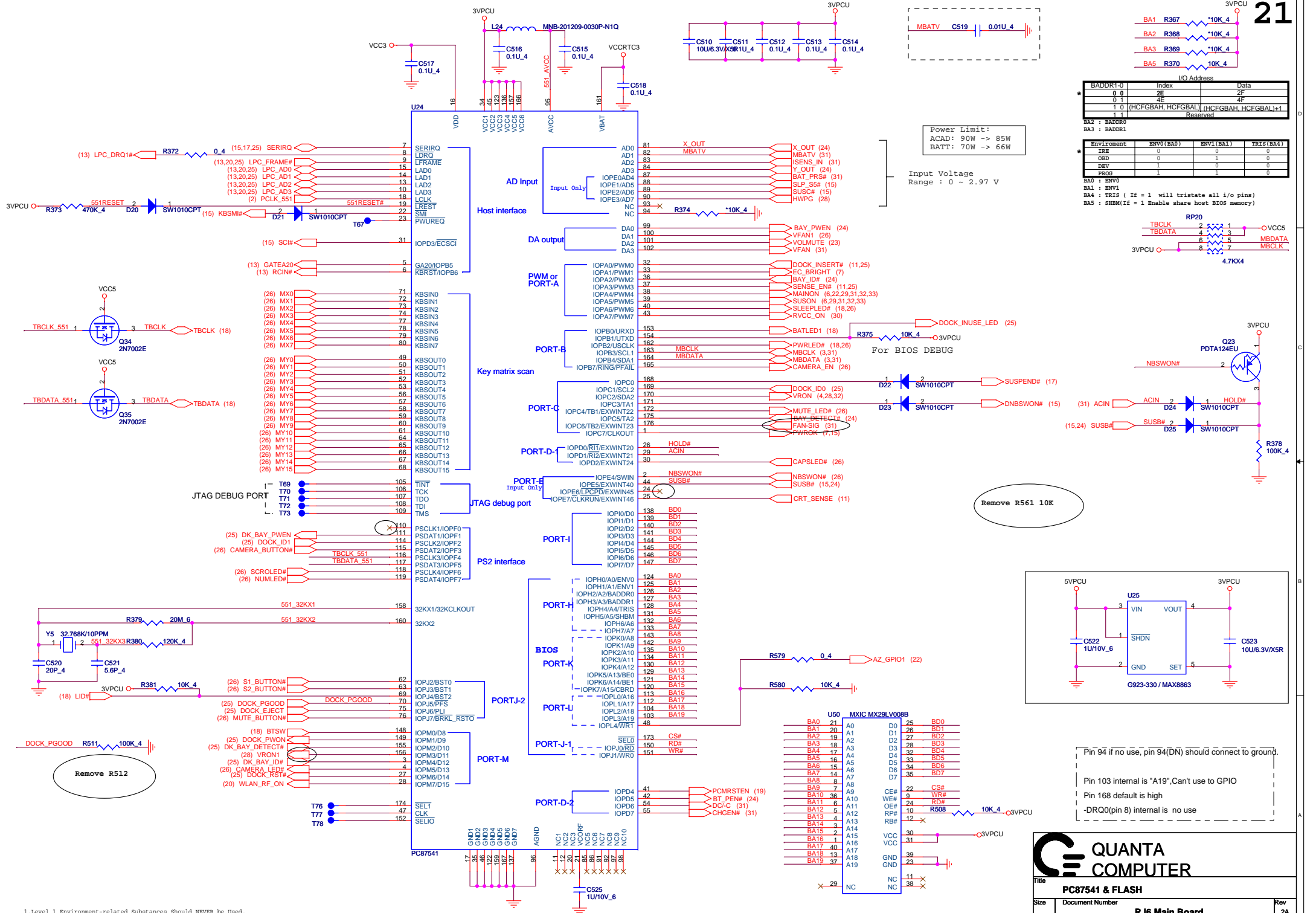
1. Level 1 Environment-related Substances should NEVER be Used.
 2. Purchase ink, paint, wire rods, and Molding resins only from the business Partners that Sony approves as Green Partners.

QUANTA COMPUTER

Title: **MINIPICIE / MDC**

| | | |
|------|-----------------------|-----------|
| Size | Document Number | Rev |
| | RJ6 Main Board | 2A |

Date: Wednesday, May 03, 2006 Sheet 20 of 40



Power Limit:
ACAD: 90W -> 85W
BATT: 70W -> 66W

Input Voltage
Range : 0 - 2.97 V

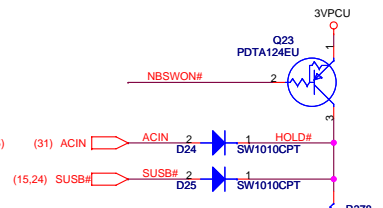

IO Address

| BADDR1-0 | Index | Data |
|----------|-------------------|---------------------|
| 0 0 | 2E | 2F |
| 0 1 | 4E | 4F |
| 1 0 | (HCFGBAH_HCFGBAL) | (HCFGBAH_HCFGBAL)+1 |
| 1 1 | Reserved | |

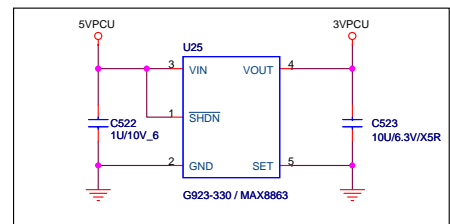
Environment

| Environment | ENV0(BA0) | ENV1(BA1) | TRIS(BA4) |
|-------------|-----------|-----------|-----------|
| TRIS | 0 | 0 | 0 |
| OSD | 0 | 1 | 0 |
| DEV | 1 | 0 | 0 |
| PROG | 1 | 1 | 0 |

BA0 : ENV0
BA1 : ENV1
BA4 : TRIS (If = 1 will tristate all i/o pins)
BA5 : SHBM(If = 1 Enable share host BIOS memory)



Remove R561 10K



Pin 94 if no use, pin 94(DN) should connect to ground.
Pin 103 internal is 'A19', Can't use to GPIO
Pin 168 default is high
-DRQ0(pin 8) internal is no use

U50 MXIC MX28LV008B

| BA0 | 21 | A0 | D0 | 25 | BD0 |
|------|----|-----|-----|----|------|
| BA1 | 20 | A1 | D1 | 26 | BD1 |
| BA2 | 19 | A2 | D2 | 27 | BD2 |
| BA3 | 18 | A3 | D3 | 28 | BD3 |
| BA4 | 17 | A4 | D4 | 32 | BD4 |
| BA5 | 16 | A5 | D5 | 33 | BD5 |
| BA6 | 15 | A6 | D6 | 34 | BD6 |
| BA7 | 14 | A7 | D7 | 35 | BD7 |
| BA8 | 8 | A7 | D7 | 35 | BD7 |
| BA9 | 7 | A8 | CE# | 22 | CS# |
| BA10 | 36 | A10 | WE# | 9 | WR# |
| BA11 | 18 | A11 | OE# | 24 | RD# |
| BA12 | 5 | A12 | DE# | 10 | R508 |
| BA13 | 4 | A12 | RP# | 12 | X |
| BA14 | 3 | A14 | RB# | 12 | X |
| BA15 | 2 | A15 | VCC | 30 | |
| BA16 | 1 | A15 | VCC | 31 | |
| BA17 | 40 | A17 | GND | 39 | |
| BA18 | 13 | A18 | GND | 23 | |
| BA19 | 37 | A19 | GND | 23 | |
| | | | NC | 11 | X |
| | | | NC | 38 | X |

1.Level 1 Environment-related Substances should NEVER be Used.
2.Purchase ink, paint, wire rods, and Molding resins only from the business Partners that Sony approves as Green Partners.

QUANTA COMPUTER

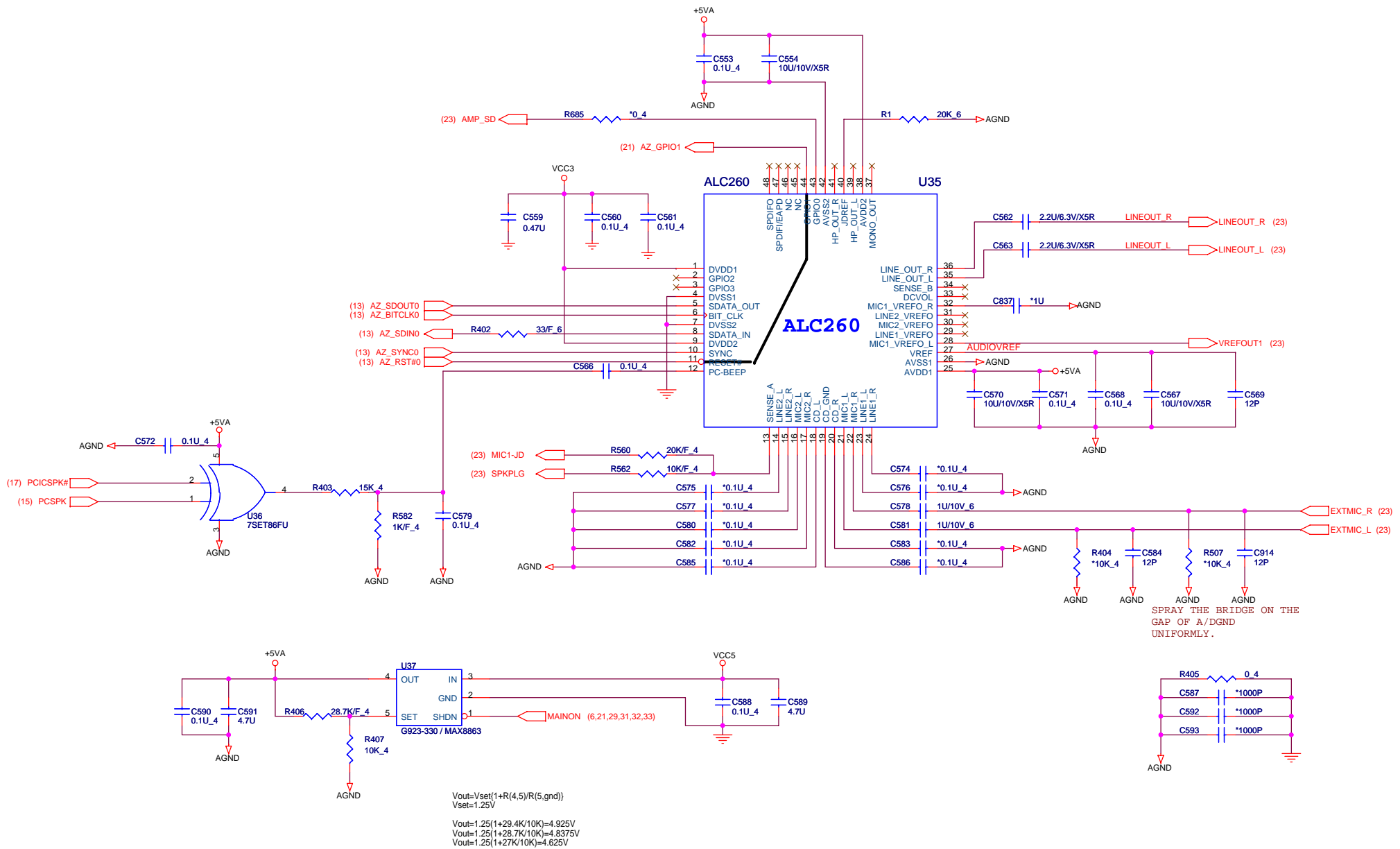
Title: **PC87541 & FLASH**

Size: Document Number

Rev: **RJ6 Main Board**

Date: Wednesday, May 03, 2006

Sheet 21 of 40



$$V_{out} = V_{set} \left(1 + R(4,5) / R(5, \text{gnd}) \right)$$

$$V_{set} = 1.25V$$

$$V_{out} = 1.25 \left(1 + 29.4K / 10K \right) = 4.925V$$

$$V_{out} = 1.25 \left(1 + 28.7K / 10K \right) = 4.8375V$$

$$V_{out} = 1.25 \left(1 + 27K / 10K \right) = 4.625V$$

1. Level 1 Environment-related Substances Should NEVER be Used.
 2. Purchase ink, paint, wire rods, and Molding resins only from the business Partners that Sony approves as Green Partners.

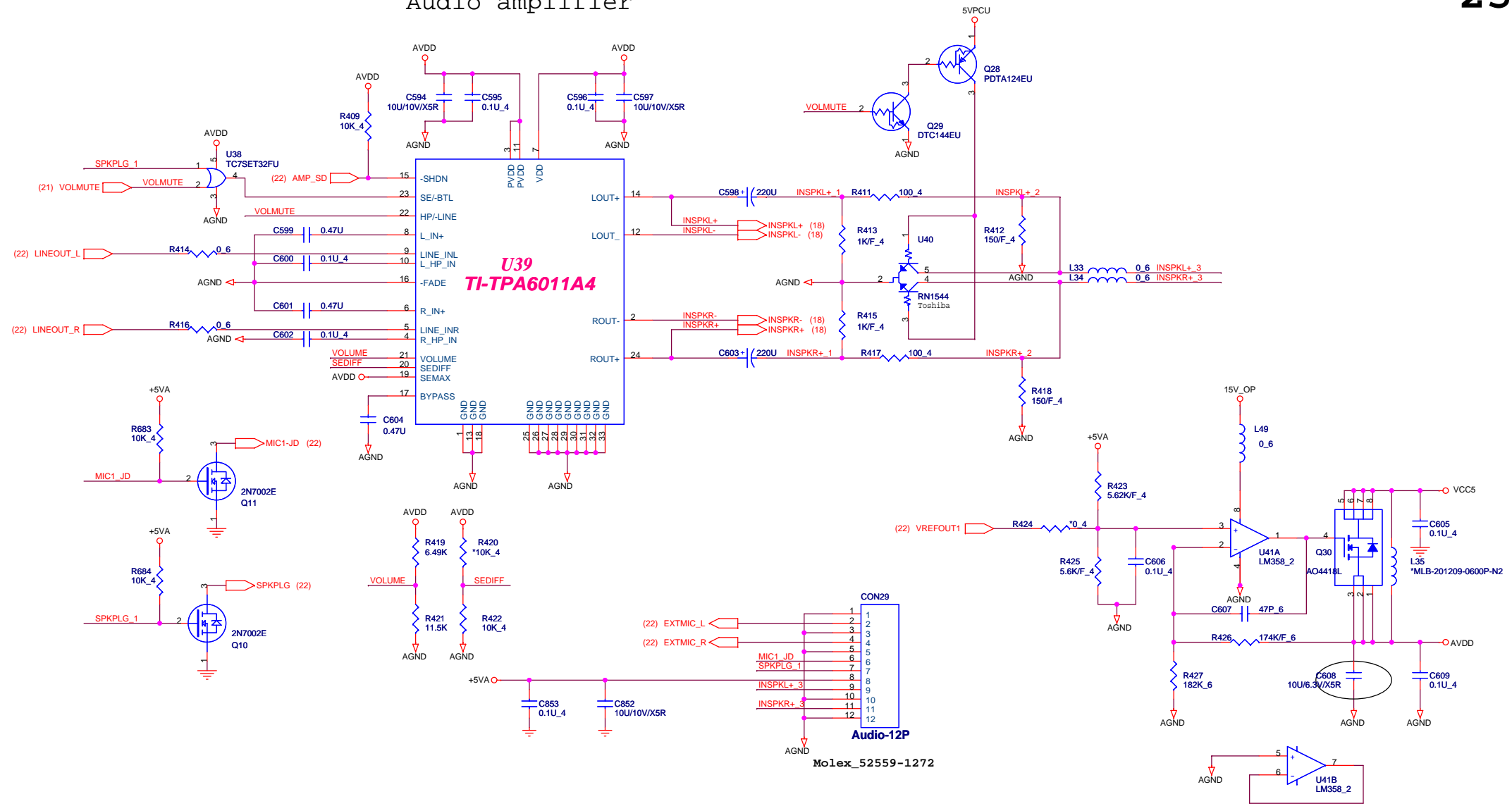
QUANTA COMPUTER

Title: **Audio ALC260**

| | | |
|------|------------------------|-----------|
| Size | Document Number | Rev |
| | RJ6 Audio Board | 1B |

Date: Tuesday, May 09, 2006 Sheet 22 of 40

Audio amplifier



| R419 | FROM | TO | GAIN |
|-------|------|------|-------|
| 7.5K | 2.85 | 2.89 | 8 dB |
| 6.49K | 2.96 | 3.0 | 10 dB |

1. Level 1 Environment-related Substances Should NEVER be Used.
 2. Purchase ink, paint, wire rods, and Molding resins only from the business Partners that Sony approves as Green Partners.

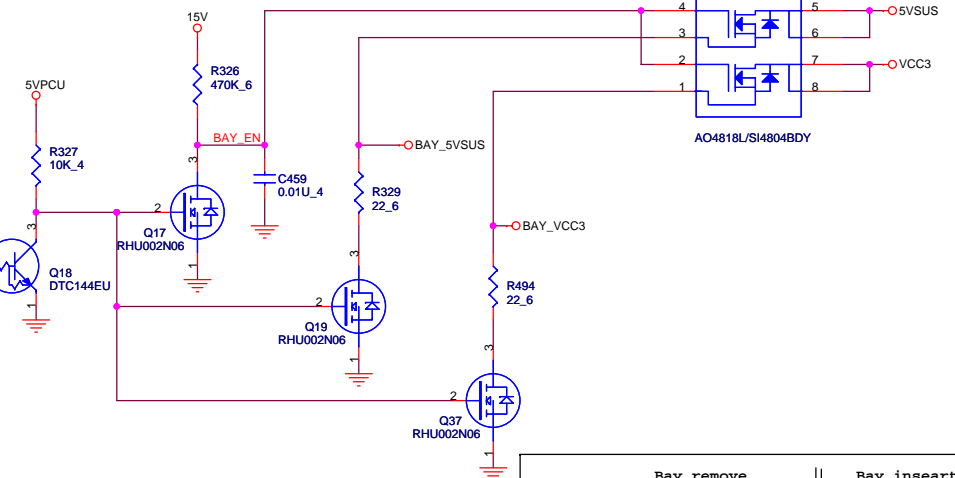
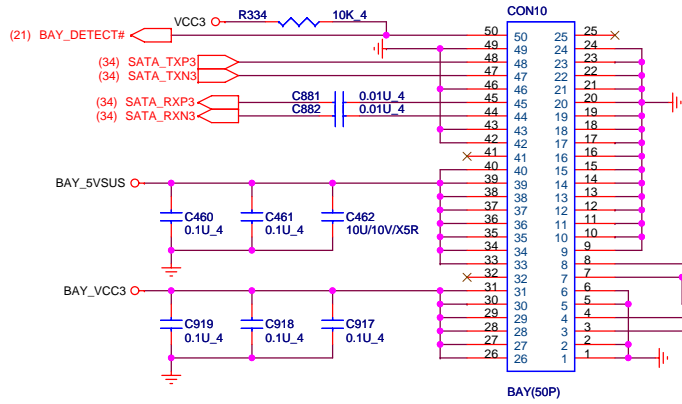
QUANTA COMPUTER

Title: **AUDIO AMP**

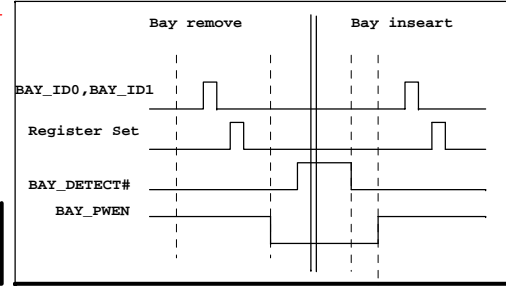
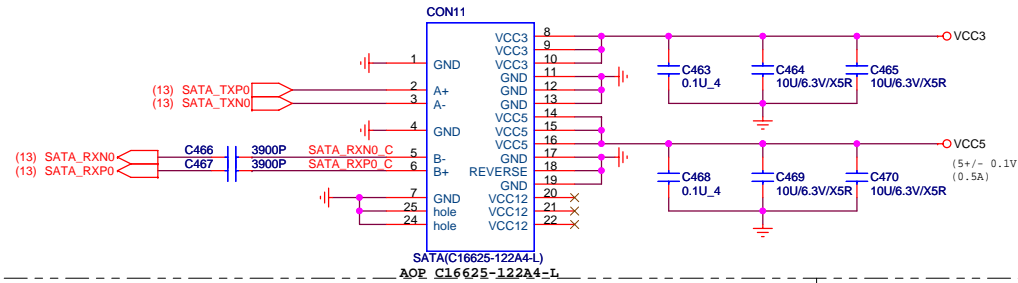
Size: Document Number **RJ6 Audio Board** Rev **1B**

Date: Tuesday, May 09, 2006 Sheet 23 of 40

BAY to ODD/HDD

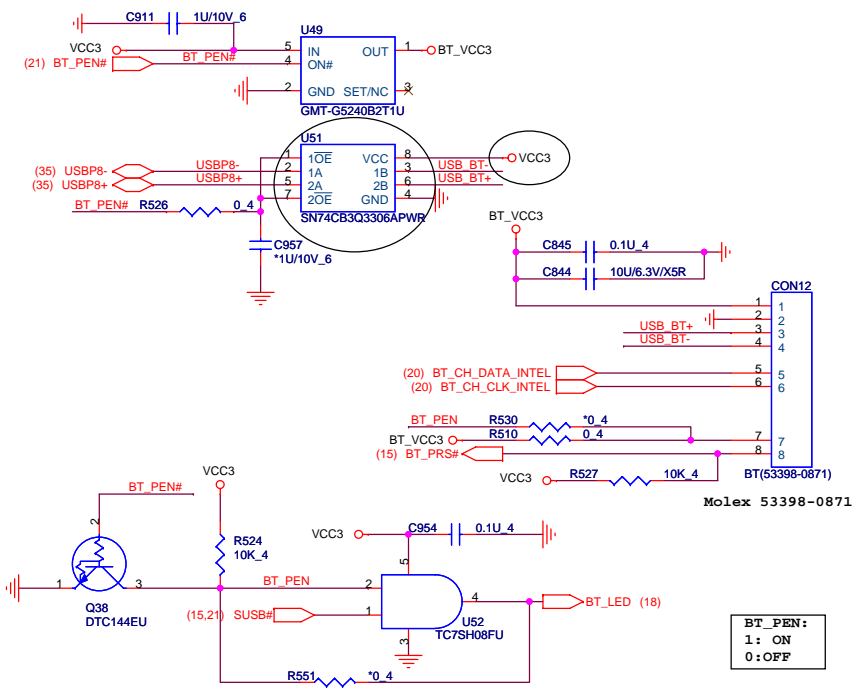


HDD CONNECTOR



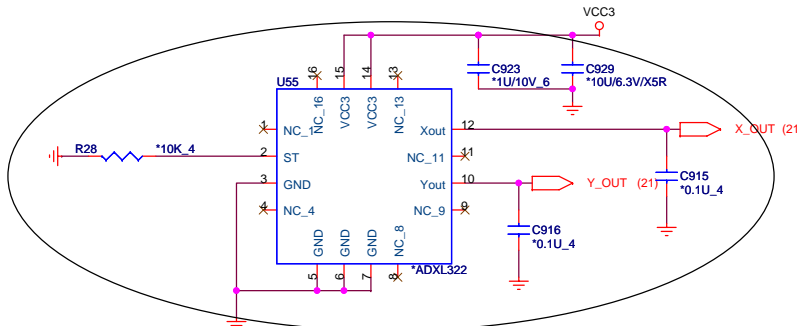
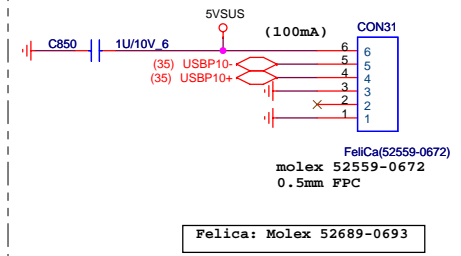
| BAY_ID# | |
|---------|-------------|
| 0 | SATA Device |
| 1 | USB Device |

Bluetooth



Remove WWAN circuit (con36, R506, D28, D27, C912, C910, C913) (P24)

FeliCa



1. Level 1 Environment-related Substances should NEVER be Used.
 2. Purchase ink, paint, wire rods, and Molding resins only from the Business Partners that Sony approves as Green Partners.

QUANTA COMPUTER

Title: **HDD/BAY/BT**

Size: **RJ6 Main Board**

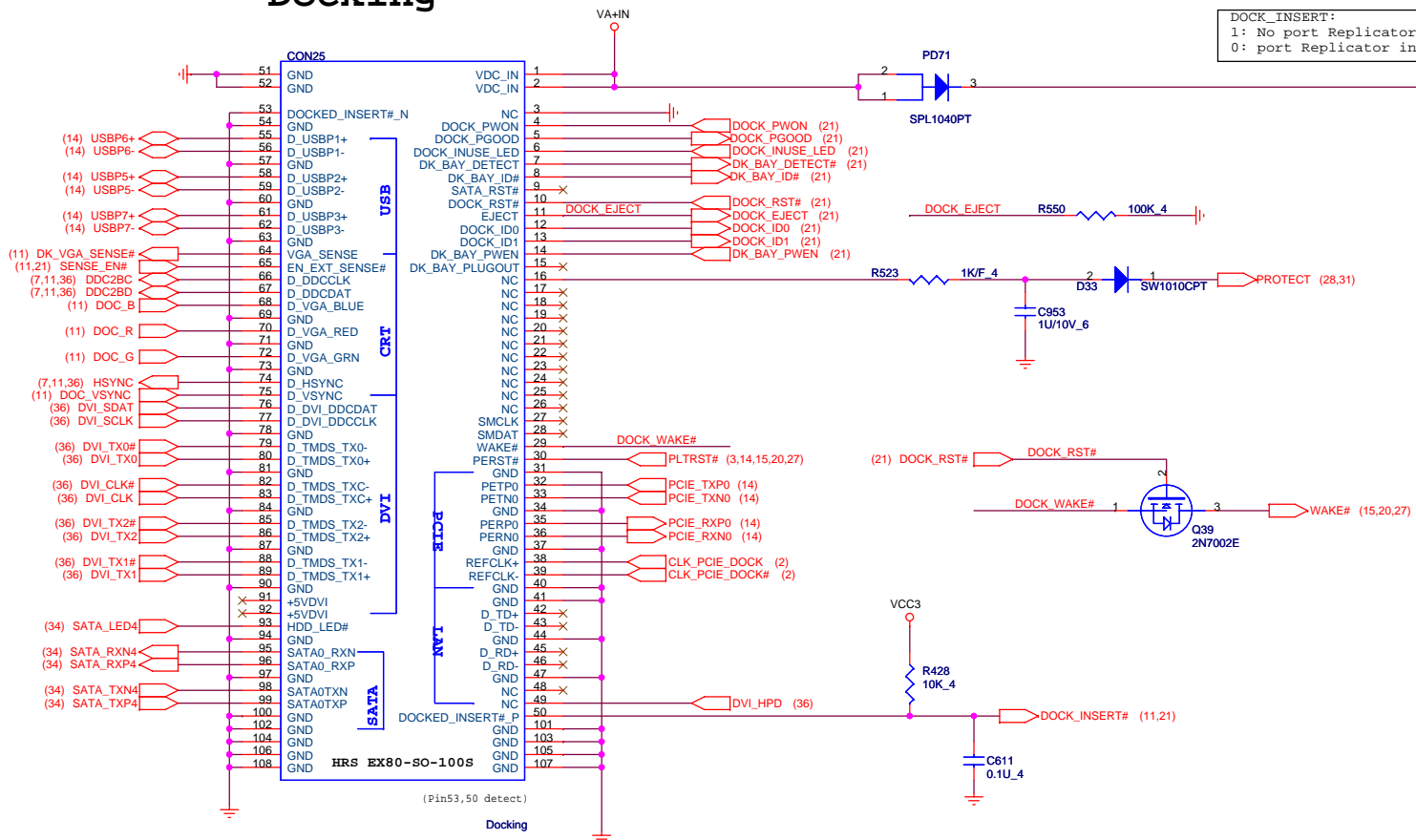
Document Number: **RJ6 Main Board**

Date: **Tuesday, May 09, 2006**

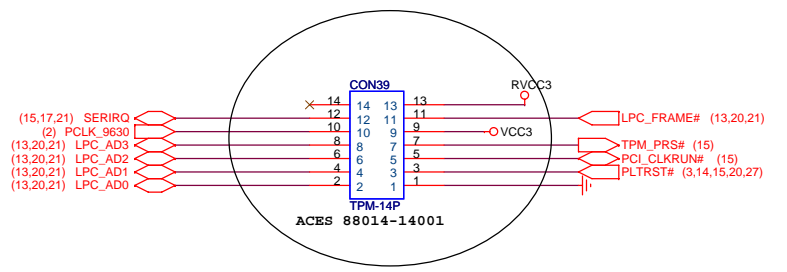
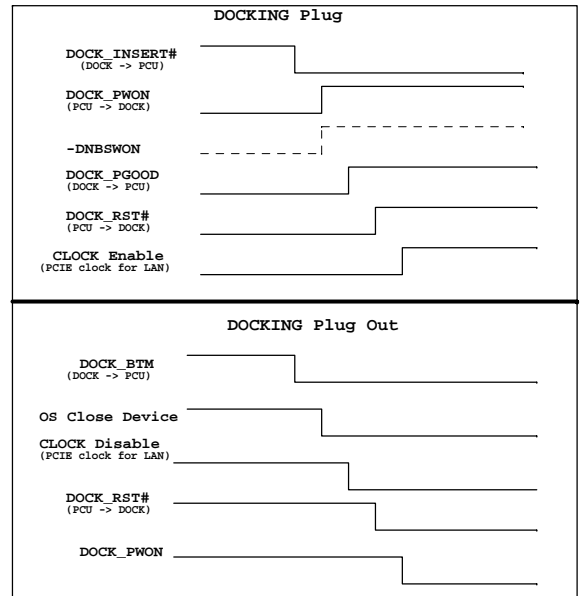
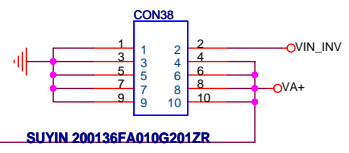
Sheet: **24** of **40**

Rev: **2A**

Docking



DOCK_INSERT:
1: No port Replicator insert
0: port Replicator insert



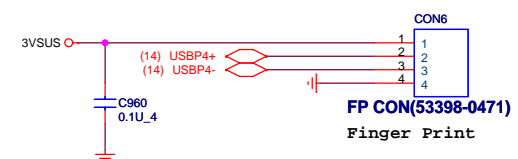
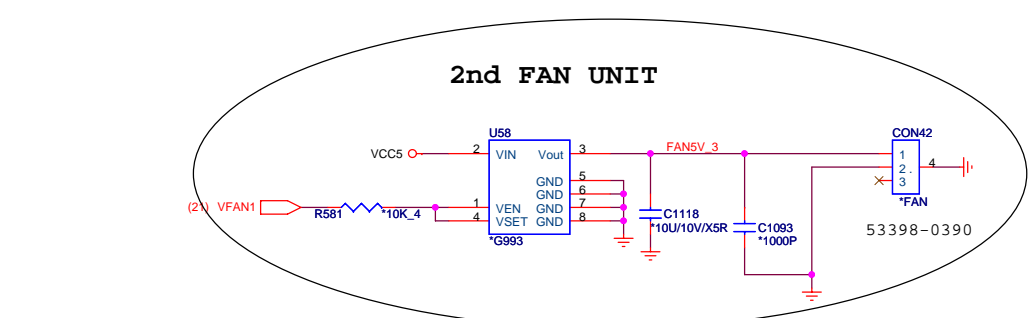
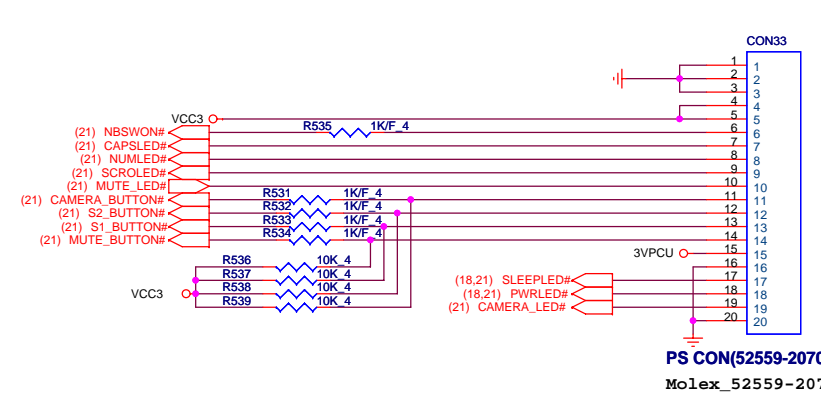
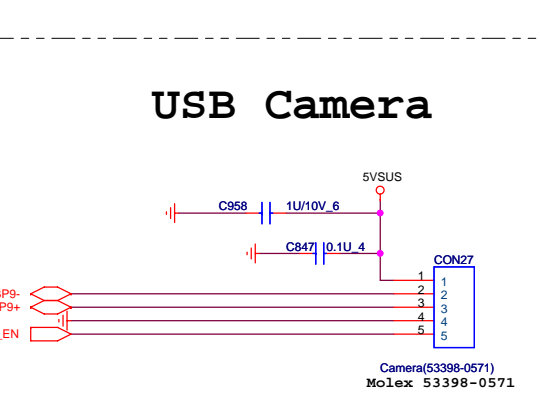
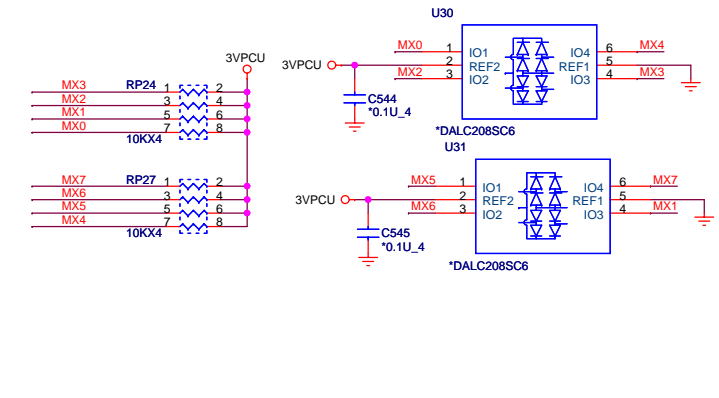
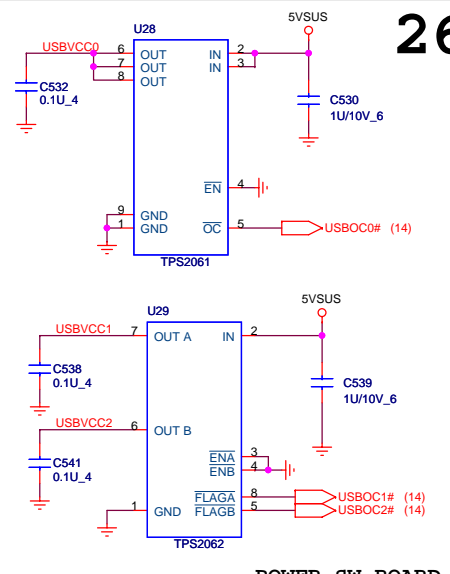
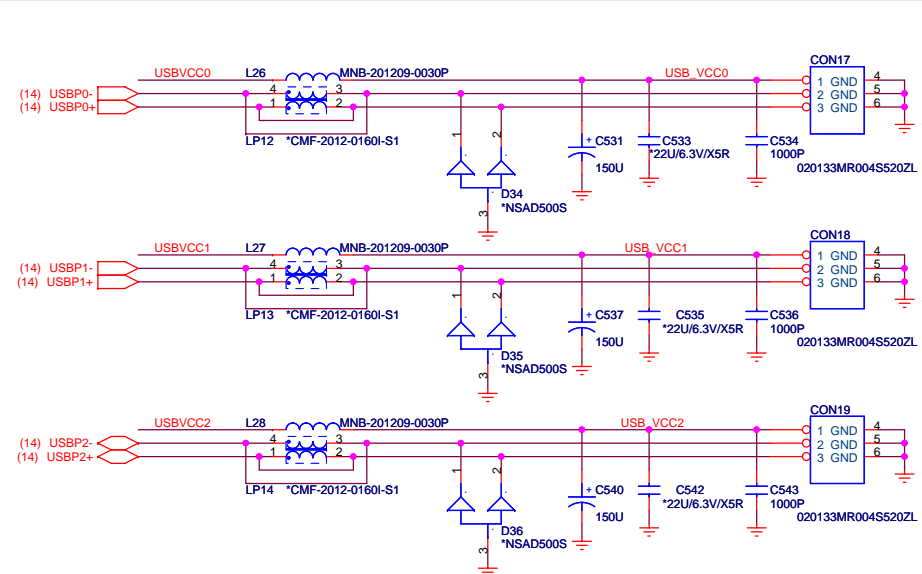
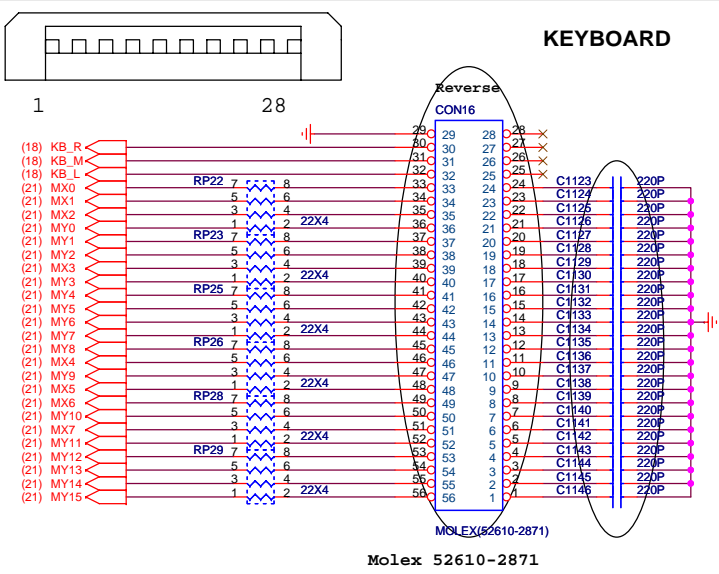
1. Level 1 Environment-related Substances Should NEVER be Used.
2. Purchase ink, paint, wire rods, and Molding resins only from the business Partners that Sony approves as Green Partners.

QUANTA COMPUTER

Title: **Docking/TPM**

| | | |
|------|-----------------------|-----|
| Size | Document Number | Rev |
| | RJ6 Main Board | 1A |

Date: Wednesday, May 03, 2006 Sheet 25 of 40



1.Level 1 Environment-related Substances Should NEVER be Used.
 2.Purchase ink, paint, wire rods, and Welding resins only from the business Partners that Sony approves as Green Partners.

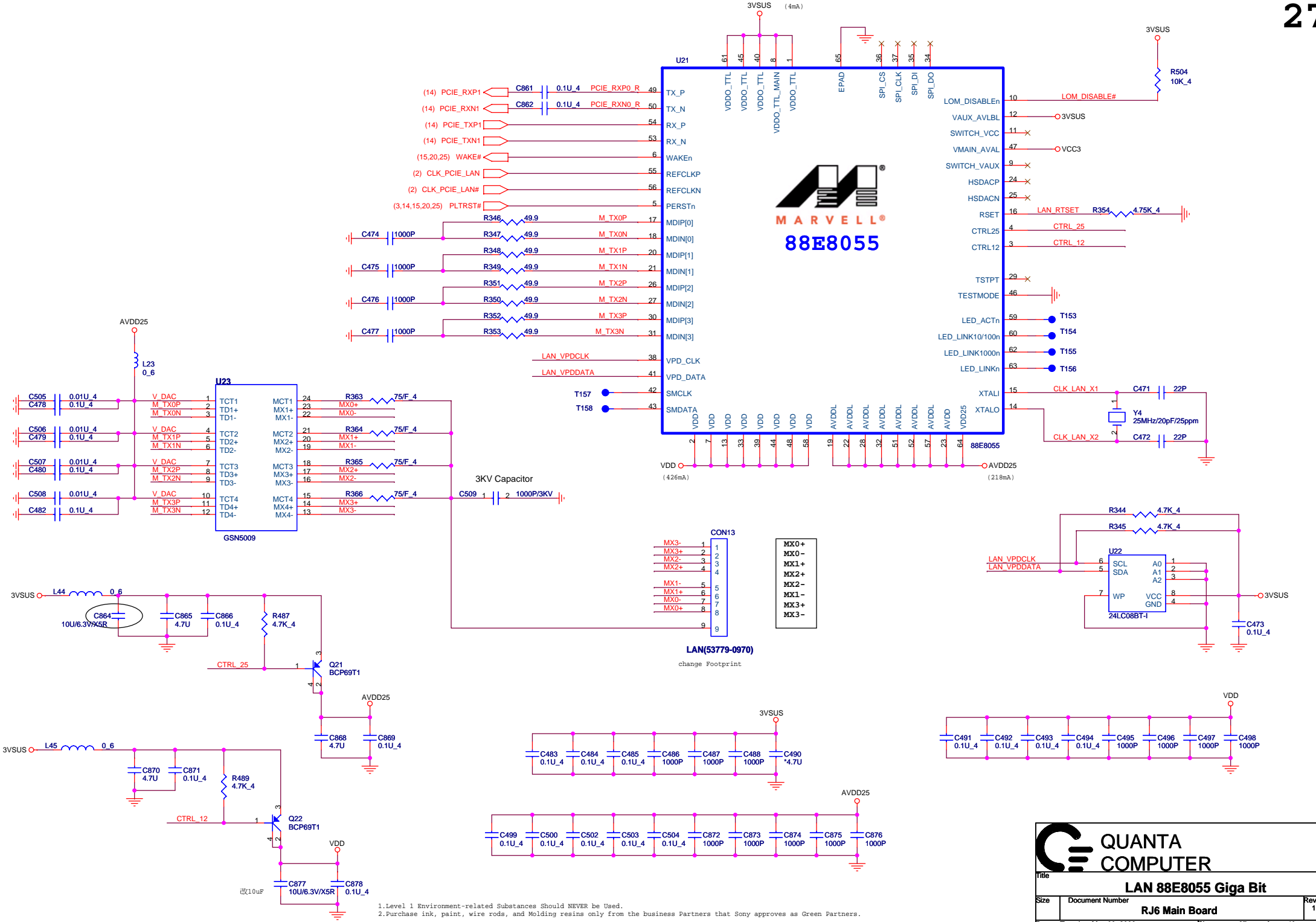
QUANTA COMPUTER

Title: **K/B ,USB**

Document Number: **RJ6 Main Board**

Rev: **2A**

Date: **Wednesday, May 03, 2006** Sheet **26** of **40**



1. Level 1 Environment-related Substances Should NEVER be Used.
 2. Purchase ink, paint, wire rods, and Molding resins only from the business Partners that Sony approves as Green Partners.

QUANTA COMPUTER

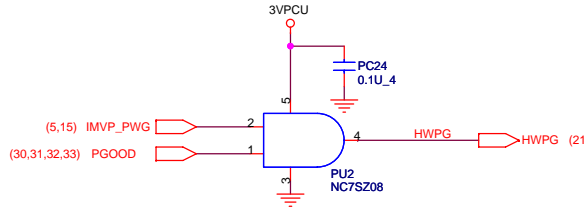
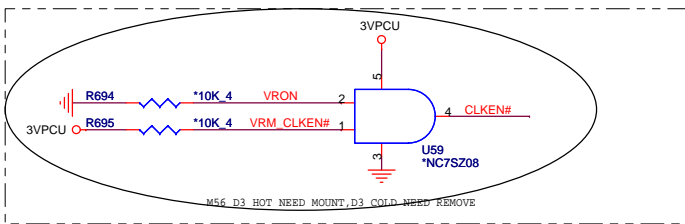
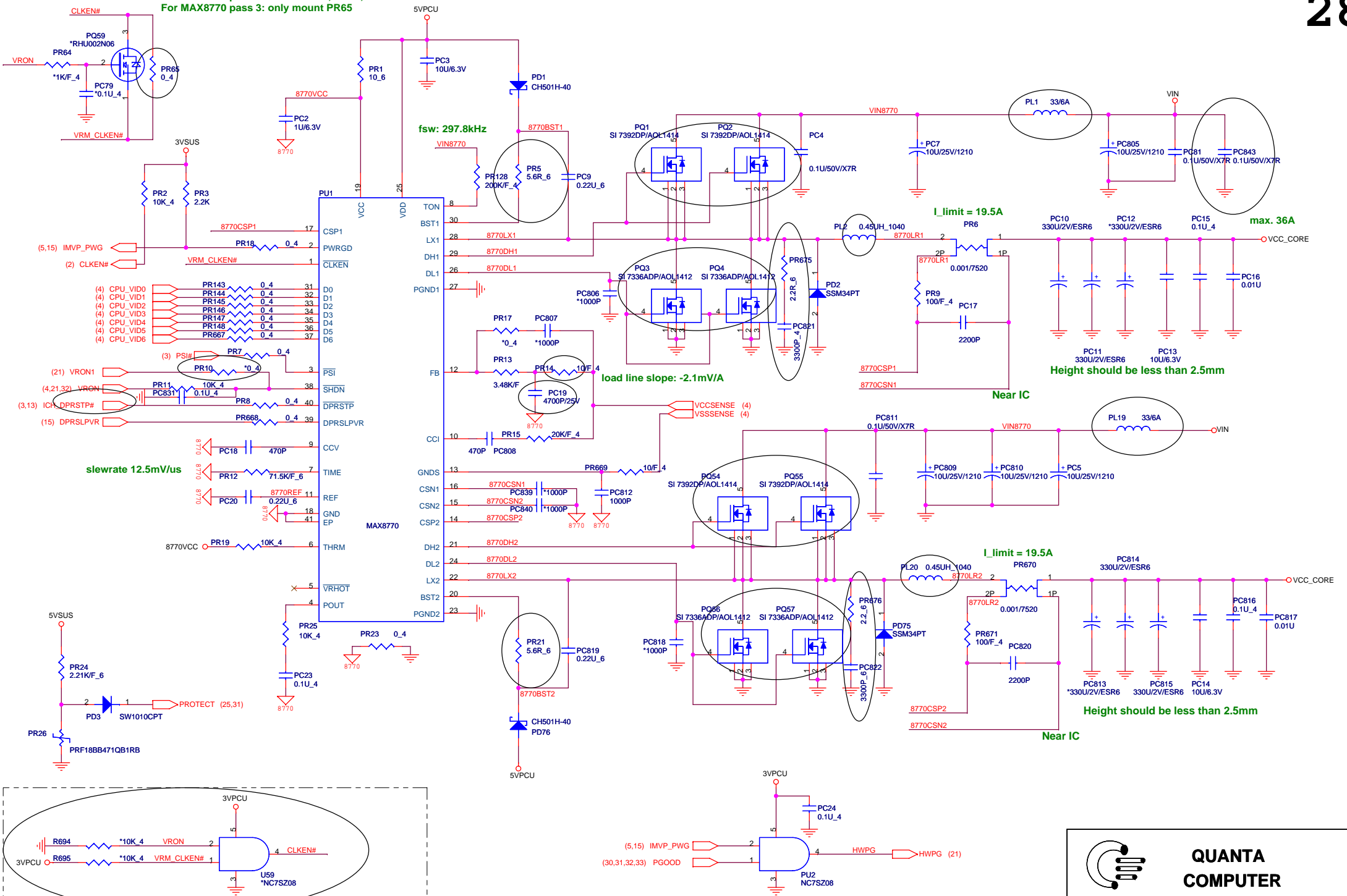
Title: **LAN 88E8055 Giga Bit**

Sheet: **RJ6 Main Board**


Rev: **1B**

Date: **Tuesday, May 09, 2006** Sheet **27** of **40**

For MAX8770 pass 2: mount PR64, PQ59, PC79
For MAX8770 pass 3: only mount PR65

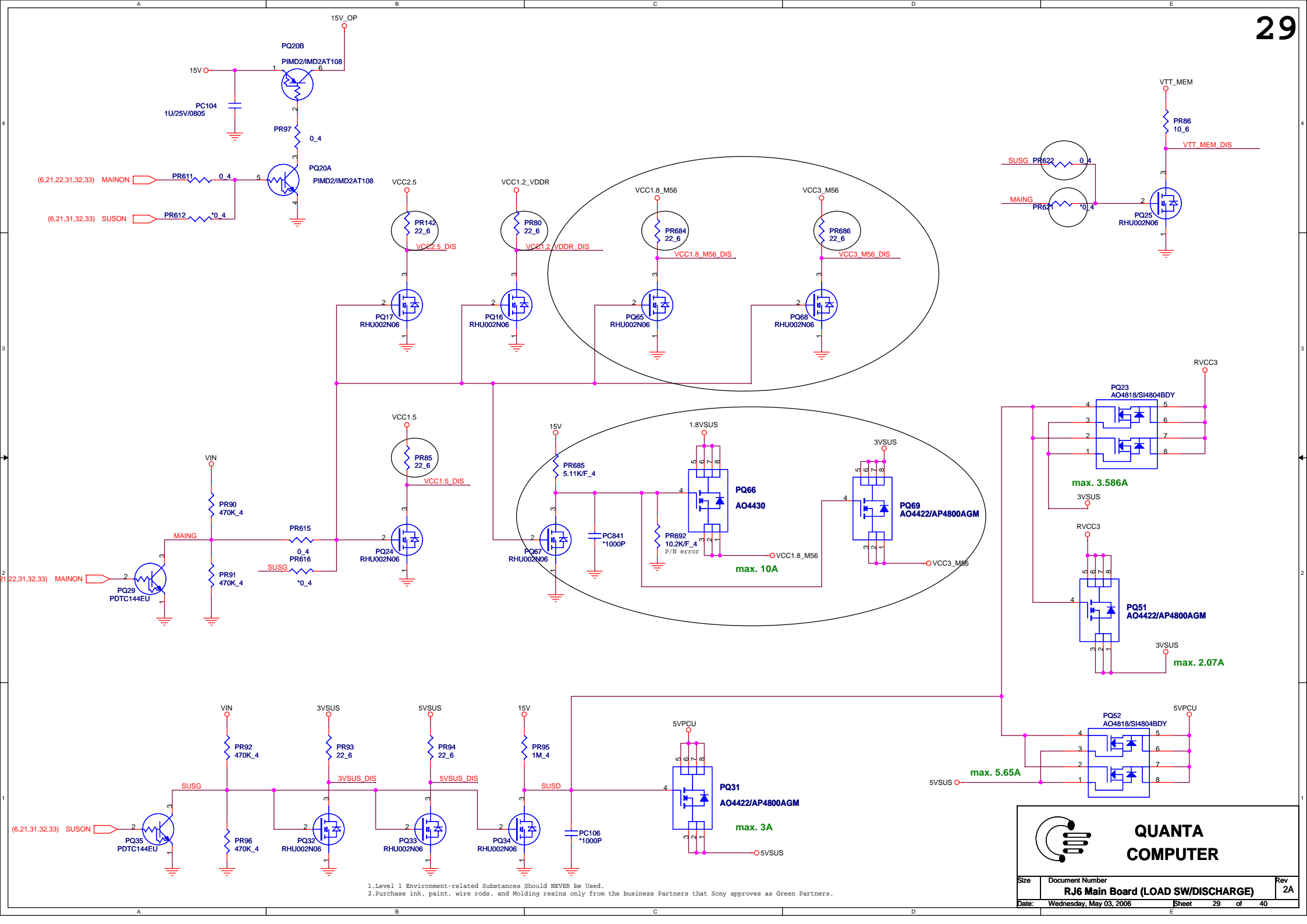


1. Level 1 Environment-related Substances should NEVER be Used.
 2. Purchase ink, paint, wire rods, and Molding resins only from the business Partners that Sony approves as Green Partners.



**QUANTA
COMPUTER**

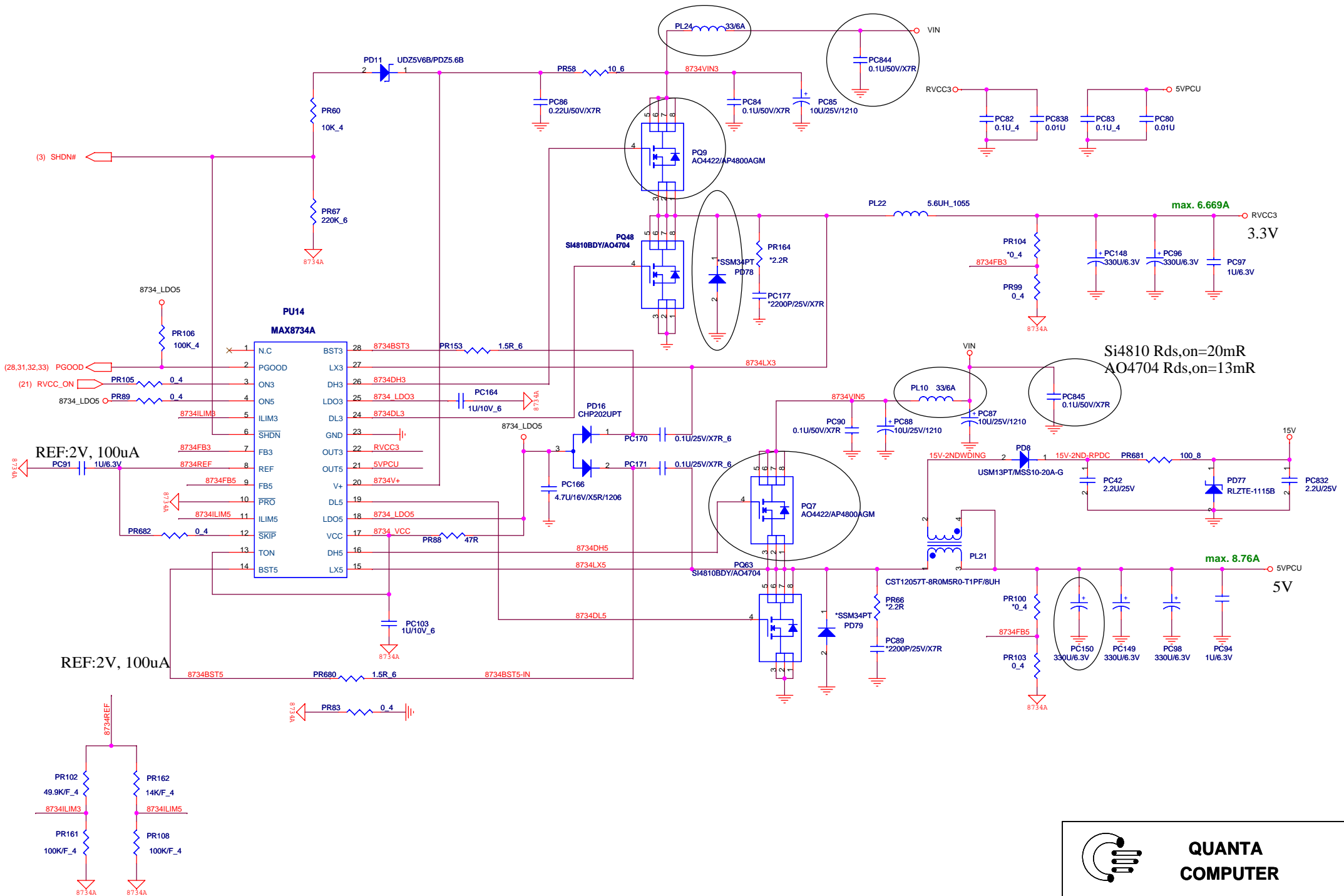
| | | |
|-------|----------------------------------|----------------|
| Size | Document Number | Rev |
| | RJ6 Main Board (VCC_CORE) | 2A |
| Date: | Friday, May 05, 2006 | Sheet 28 of 40 |




1.Level 1 Environment-related Substances Should NEVER be Used.
 2.Purchase ink, paint, wire rods, and Molding resins only from the business Partners that Sony approves as Green Partners.

QUANTA COMPUTER

| | | |
|-------|--|----------------|
| Size | Document Number | Rev |
| | R.J6 Main Board (LOAD SW/DISCHARGE) | 2A |
| Date: | Wednesday, May 03, 2006 | Sheet 29 of 40 |

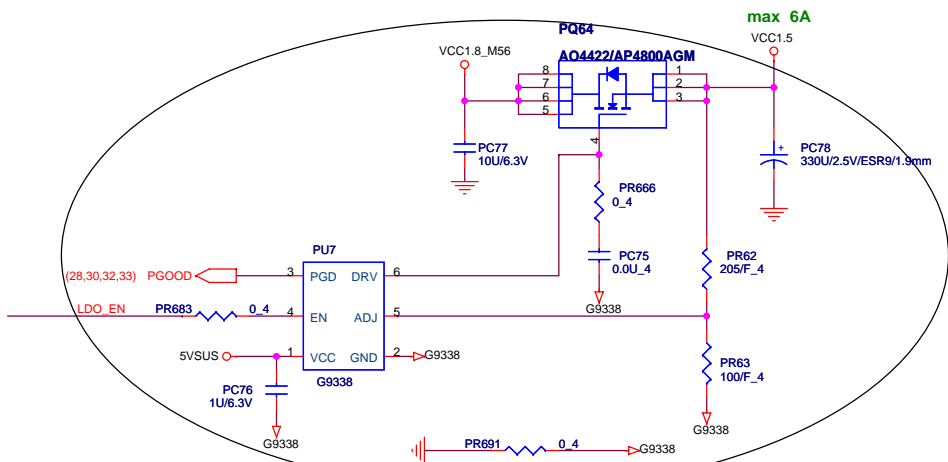
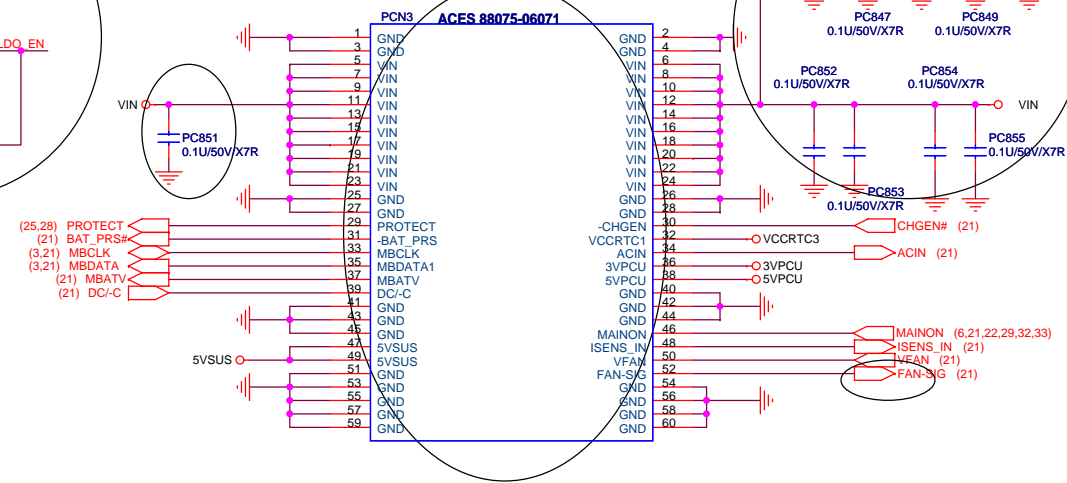
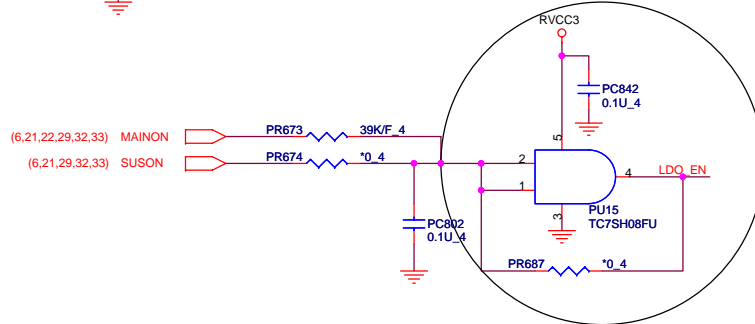
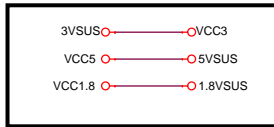
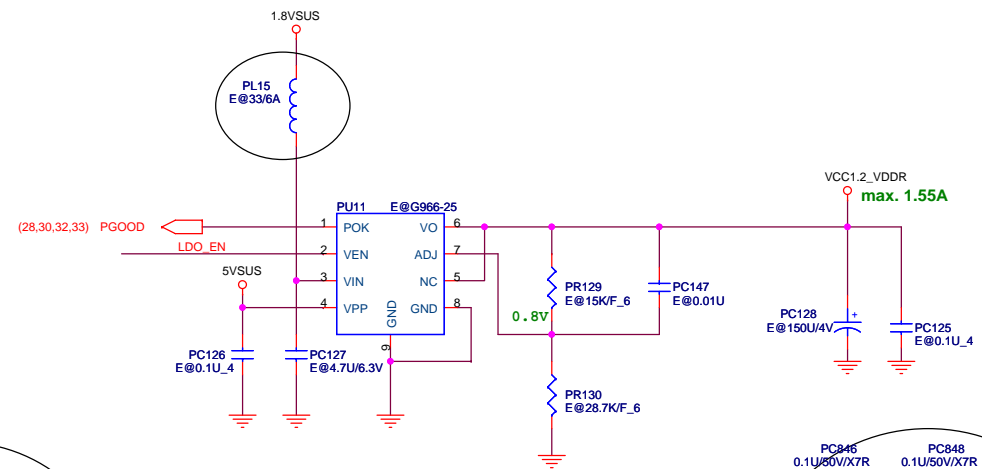
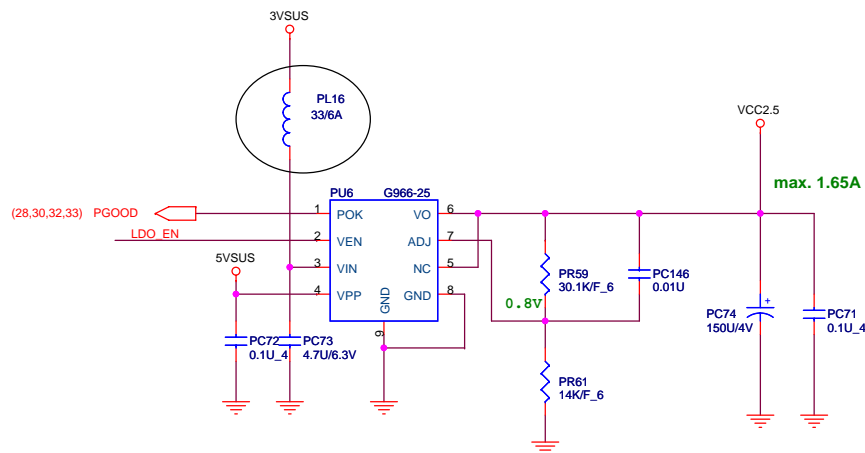


1. Level 1 Environment-related Substances Should NEVER be Used.
 2. Purchase ink, paint, wire rods, and Molding resins only from the Business Partners that Sony approves as Green Partners.




**QUANTA
COMPUTER**

| | | |
|-------|-----------------------------------|----------------|
| Size | Document Number | Rev |
| | RJ6 Main Board (5V/3V/12V) | 1B |
| Date: | Friday, May 05, 2006 | Sheet 30 of 40 |

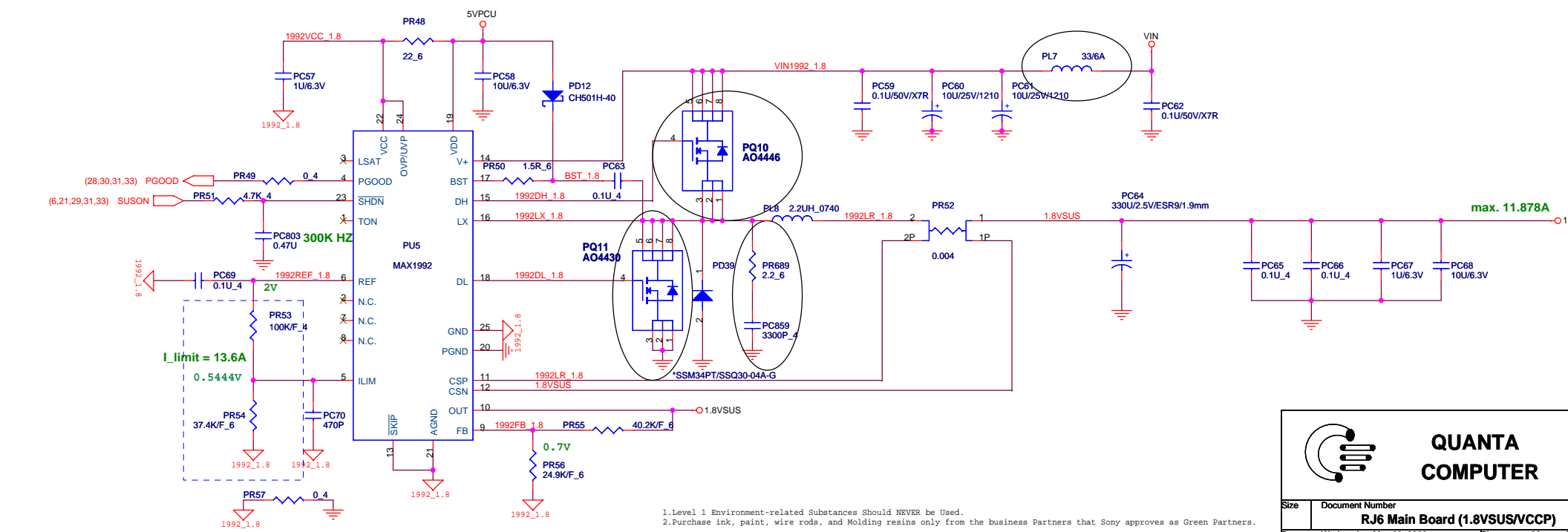
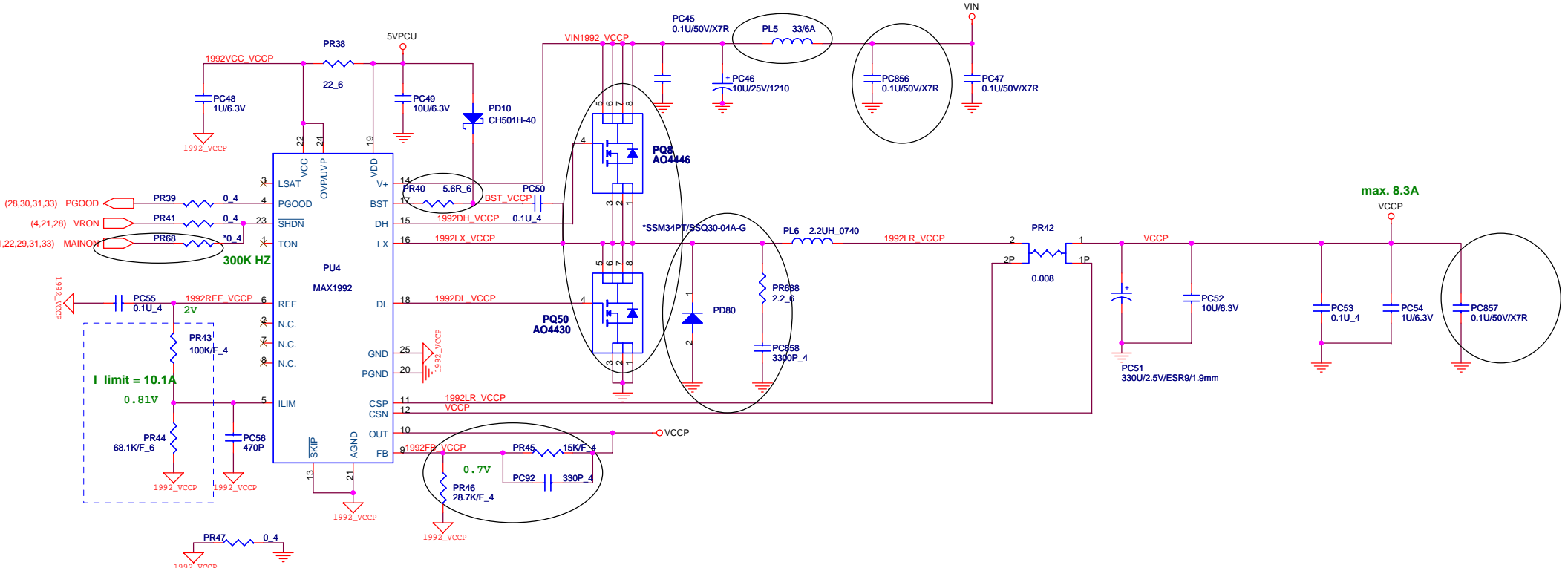


1. Level 1 Environment-related Substances should NEVER be Used.
 2. Purchase ink, paint, wire rods, and Molding resins only from the business Partners that Sony approves as Green Partners.



QUANTA COMPUTER

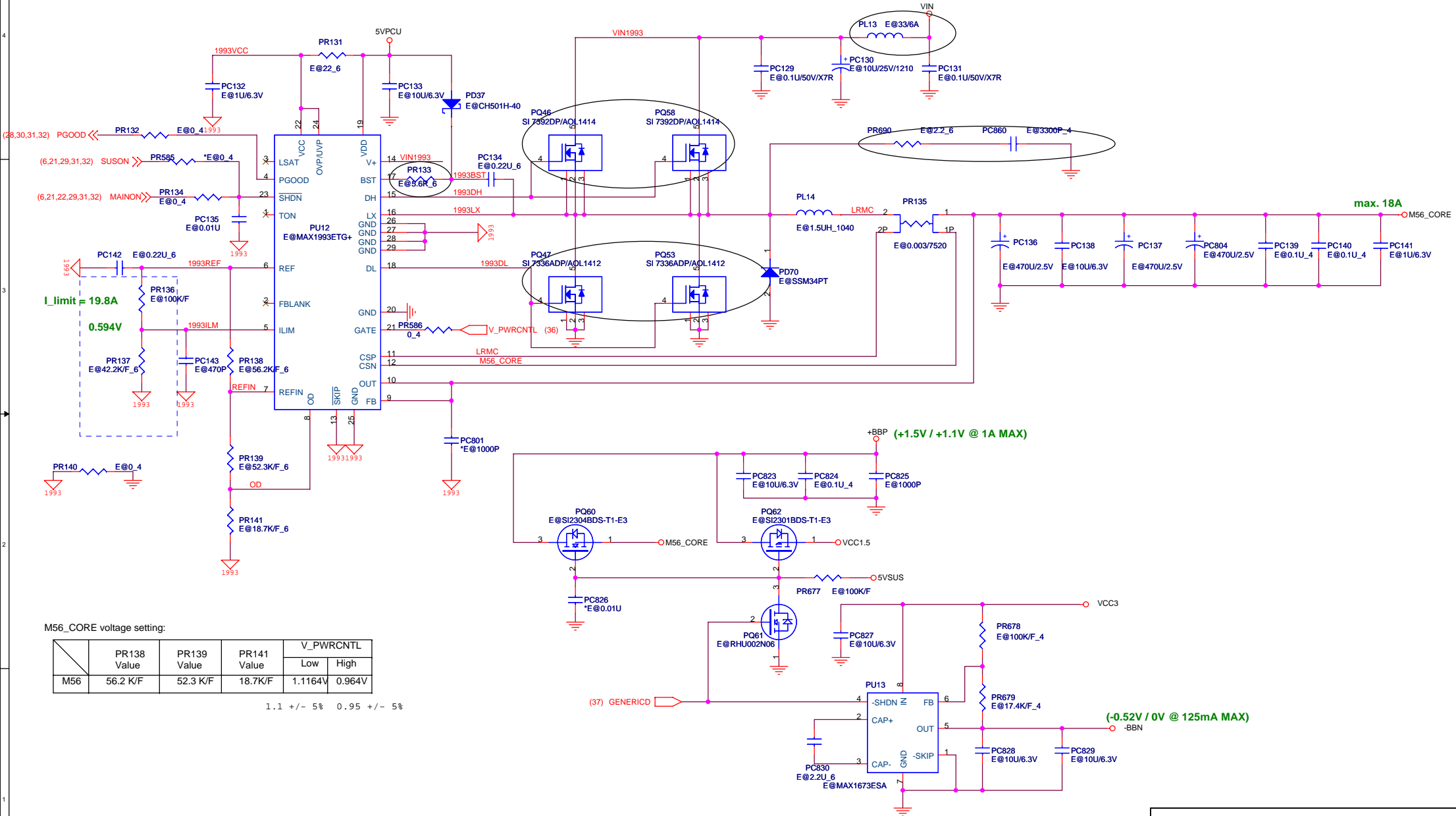
| | | |
|-------|-----------------------------|----------------|
| Size | Document Number | Rev |
| | RJ6 Main Board (LDO) | 2A |
| Date: | Monday, May 08, 2006 | Sheet 31 of 40 |



1. Level 1 Environment-related Substances should NEVER be Used.
 2. Purchase ink, paint, wire rods, and Molding resins only from the business Partners that Sony approves as Green Partners.

QUANTA COMPUTER

| | | |
|-------|--------------------------------------|----------------|
| Size | Document Number | Rev |
| | RJ6 Main Board (1.8VSUS/VCCP) | 1B |
| Date: | Wednesday, May 03, 2006 | Sheet 32 of 40 |




M56_CORE voltage setting:

| | PR138 Value | PR139 Value | PR141 Value | V_PWRCNTL | |
|-----|-------------|-------------|-------------|-----------|--------|
| | | | | Low | High |
| M56 | 56.2 K/F | 52.3 K/F | 18.7K/F | 1.1164V | 0.964V |

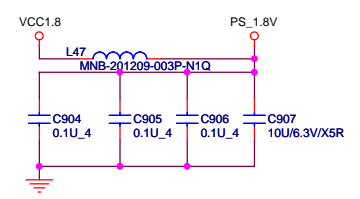
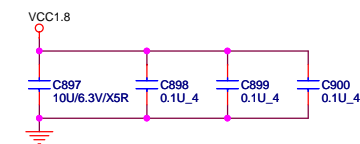
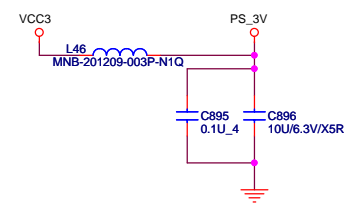
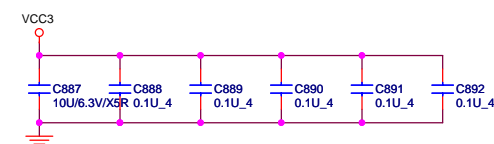
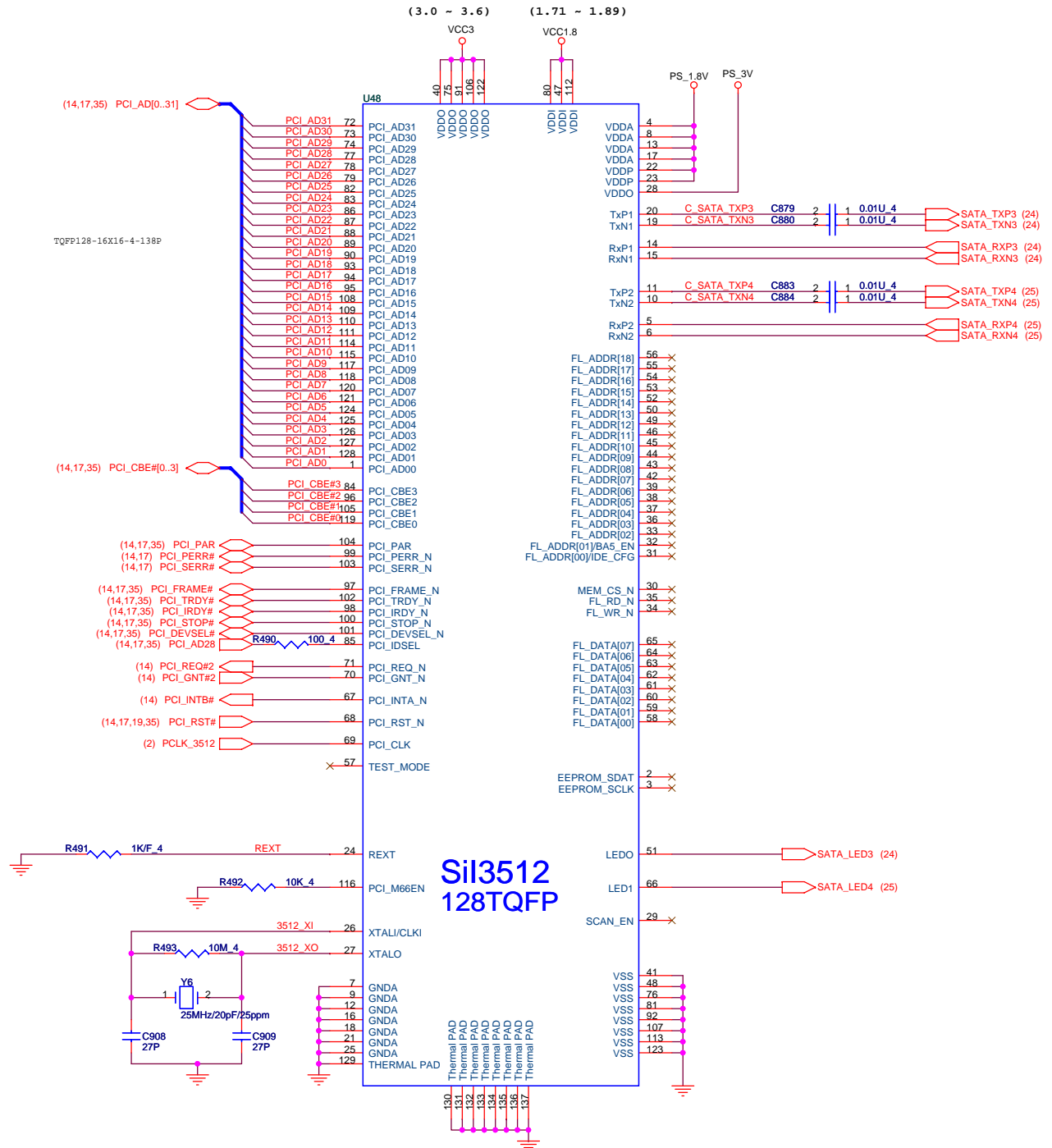
1.1 +/- 5% 0.95 +/- 5%

1.Level 1 Environment-related Substances Should NEVER be Used.
 2.Purchase ink, paint, wire rods, and Molding resins only from the business Partners that Sony approves as Green Partners.



**QUANTA
COMPUTER**

| | | |
|-------|----------------------------------|----------------|
| Size | Document Number | Rev |
| | RJ6 Main Board (M56_CORE) | 2A |
| Date: | Wednesday, May 03, 2006 | Sheet 33 of 40 |



**SiI3512
128TQFP**

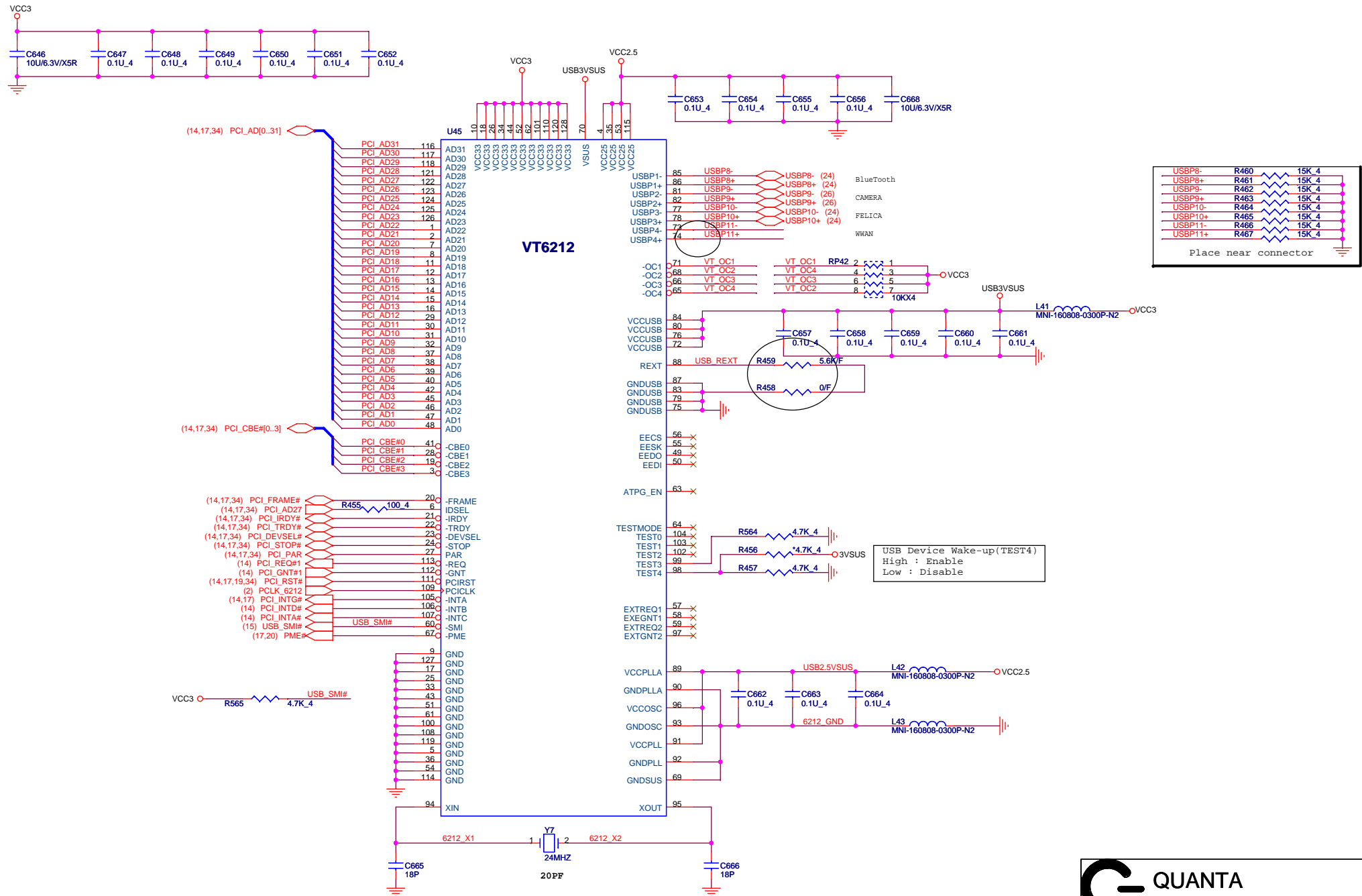
1. Level 1 Environment-related Substances Should NEVER be Used.
2. Purchase ink, paint, wire rods, and Molding resins only from the business Partners that Sony approves as Green Partners.

QUANTA COMPUTER

Title: **PCI-SATA SiI3512**

Size: Custom Document Number: **RJ6 Main Board** Rev: 1B

Date: Tuesday, May 09, 2006 Sheet: 34 of 40



| | | |
|---------|------|-------|
| USBP8- | R460 | 15K 4 |
| USBP8+ | R461 | 15K 4 |
| USBP9- | R462 | 15K 4 |
| USBP9+ | R463 | 15K 4 |
| USBP10- | R464 | 15K 4 |
| USBP10+ | R465 | 15K 4 |
| USBP11- | R466 | 15K 4 |
| USBP11+ | R467 | 15K 4 |

Place near connector

USB Device Wake-up (TEST4)
 High : Enable
 Low : Disable

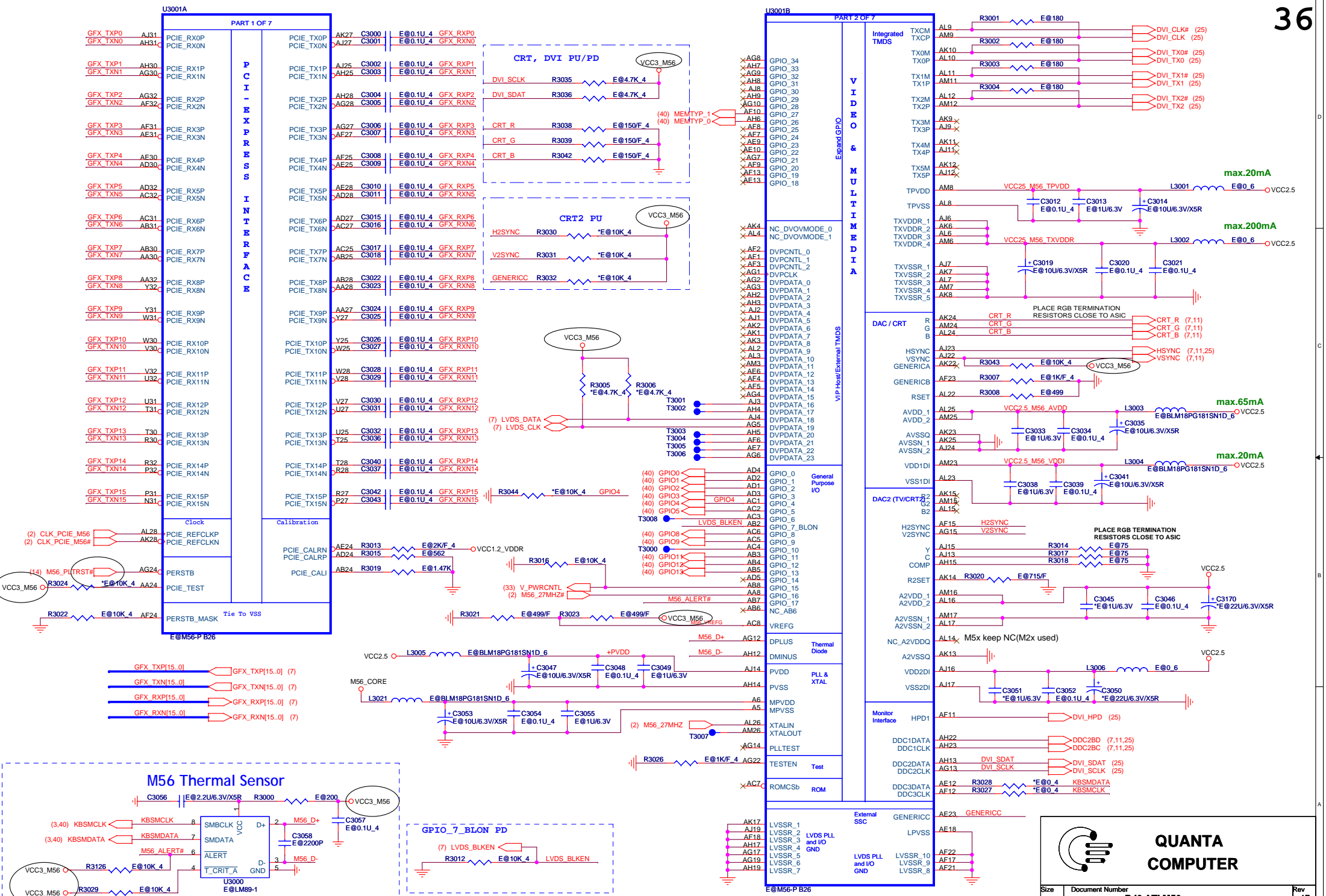
1. Level 1 Environment-related Substances should NEVER be Used.
 2. Purchase ink, paint, wire rods, and Molding resins only from the Business Partners that Sony approves as Green Partners.

QUANTA COMPUTER


Title: **USB Controller VT6212**

| | | |
|--------|-----------------------|-----|
| Size | Document Number | Rev |
| Custom | RJ6 Main Board | 2A |

Date: Tuesday, May 09, 2006 Sheet 35 of 40

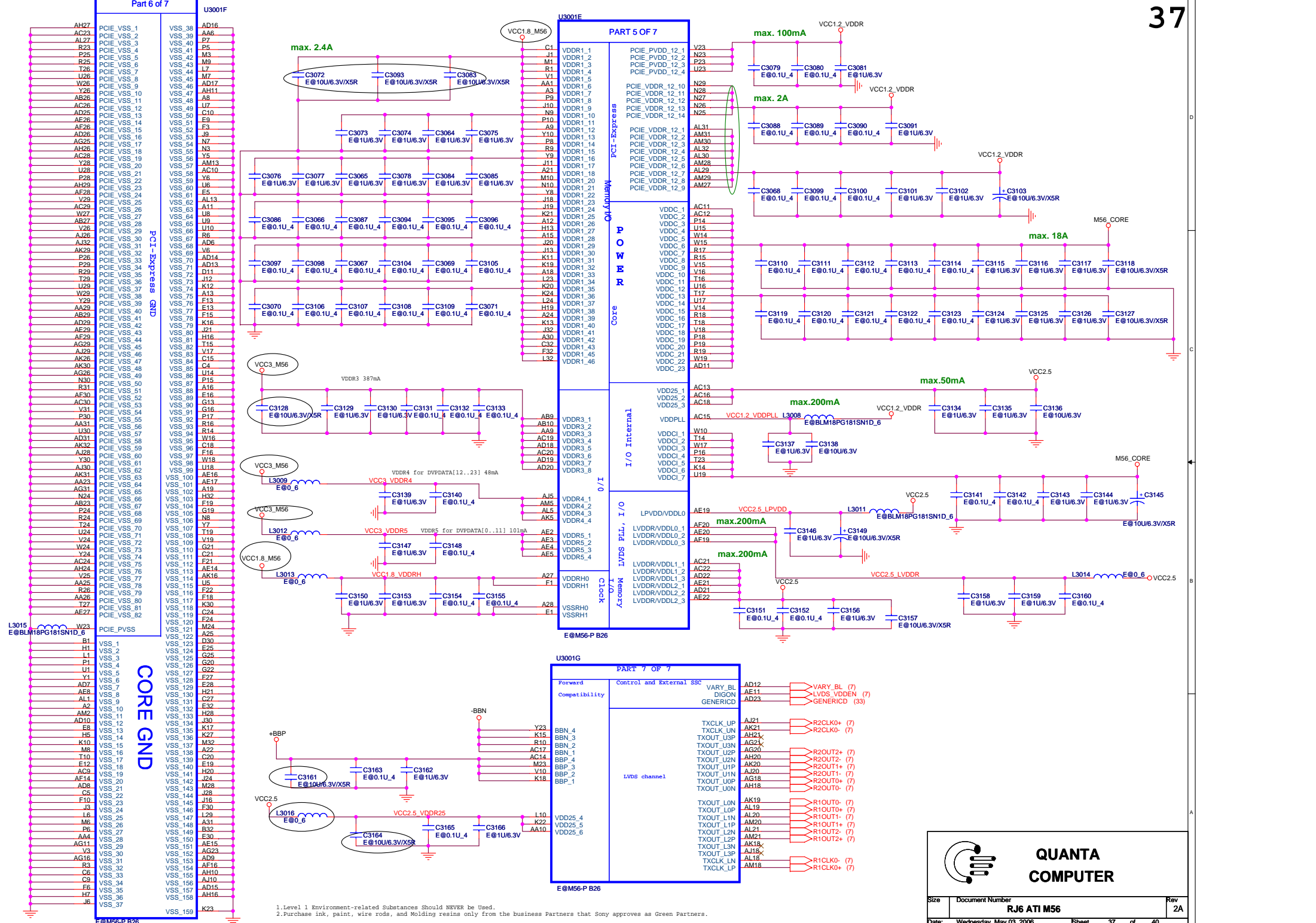


1. Level 1 Environment-related Substances should NEVER be Used.
 2. Purchase ink, paint, wire rods, and holding resins only from the business partners that Sony approves as green partners.




**QUANTA
COMPUTER**

| | | |
|-------------------------------|--------------------|----------------|
| Size | Document Number | Rev |
| | RJ6 ATI M56 | 1B |
| Date: Wednesday, May 03, 2006 | | Sheet 36 of 40 |



1. Level 1 Environment-related Substances should NEVER be Used.
 2. Purchase ink, paint, wire rods, and Molding resins only from the business Partners that Sony approves as Green Partners.

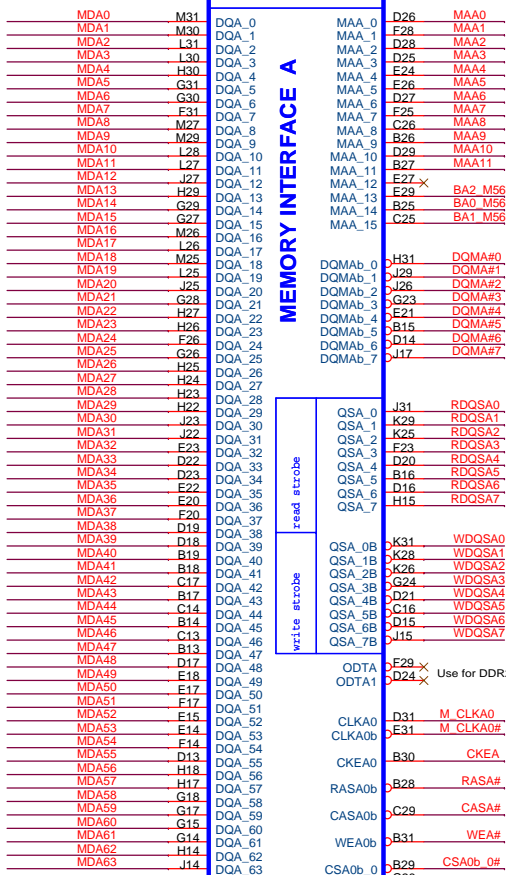


**QUANTA
COMPUTER**

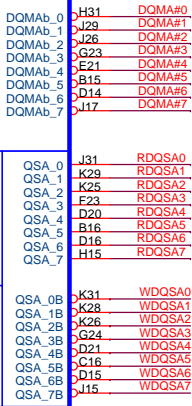
| | | |
|-------|-------------------------|----------------|
| Size | Document Number | Rev |
| | RJ6 ATI M56 | 2A |
| Date: | Wednesday, May 03, 2006 | Sheet 37 of 40 |

Channel A

U3001C Part 3 of 7



MEMORY INTERFACE A

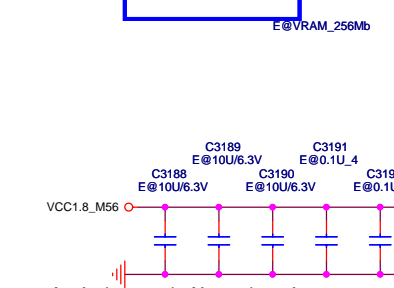
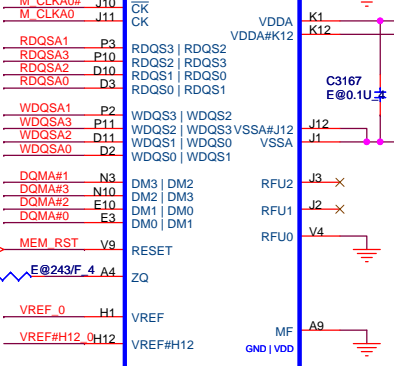




| Signal | DDR1,2 | DDR3 |
|---------------|--------|-------|
| MVREF to 1.8V | 100R | 40.2R |
| MVREF to GND | 100R | 100R |

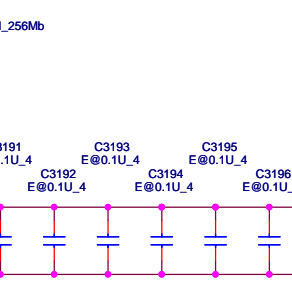
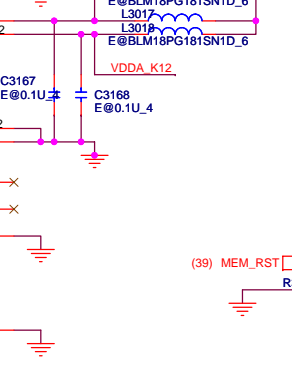

For 8 Banks MAA_13=BA2

Use for DDR2 only, keep NC for others

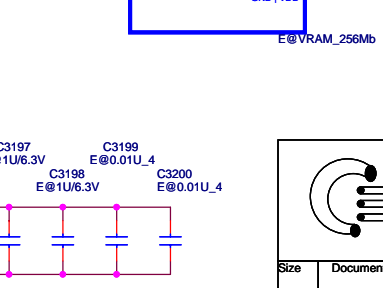
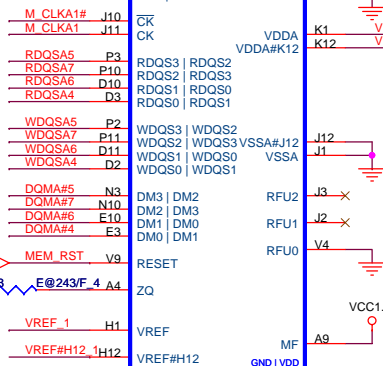
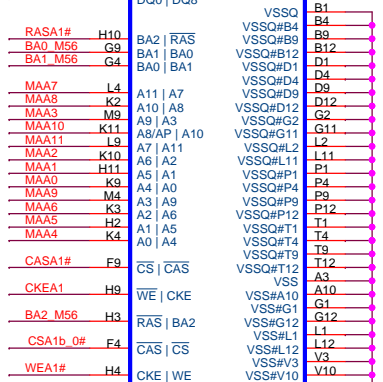

U3003



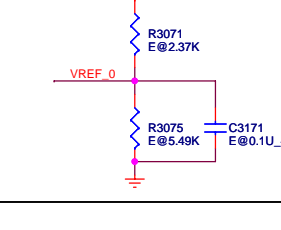
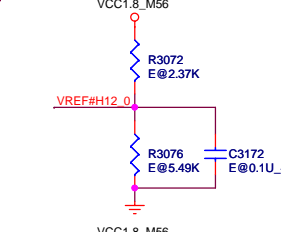
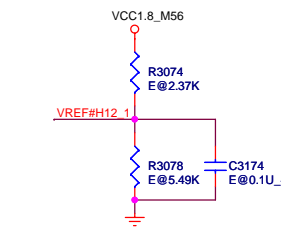
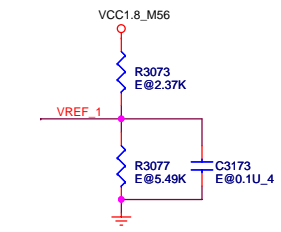
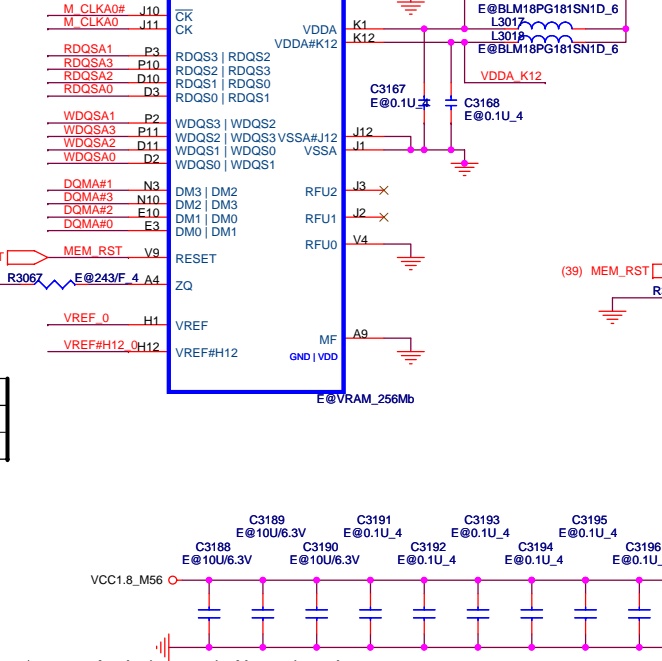
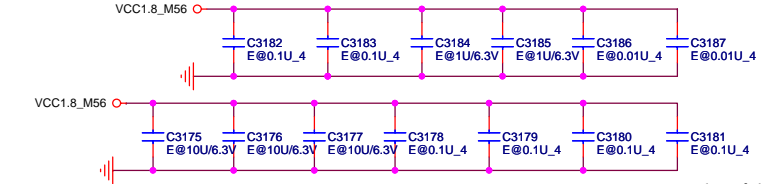
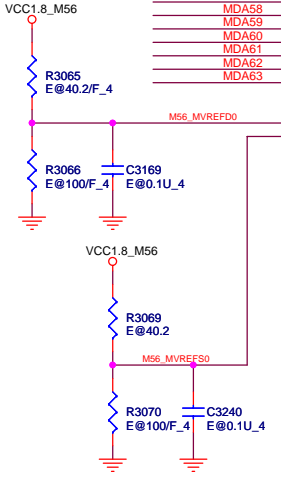
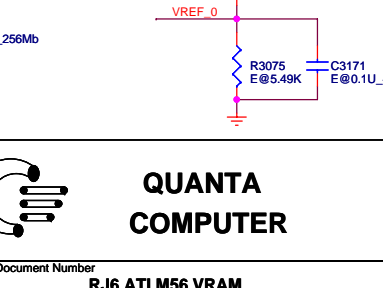
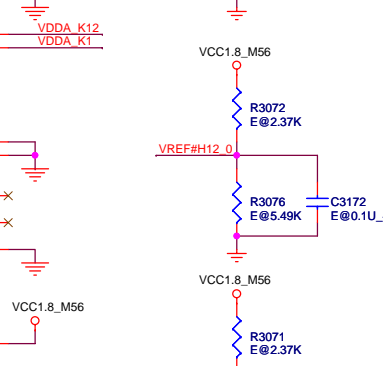
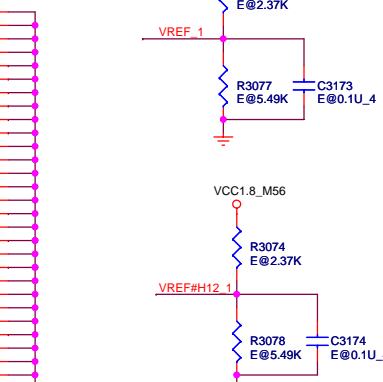
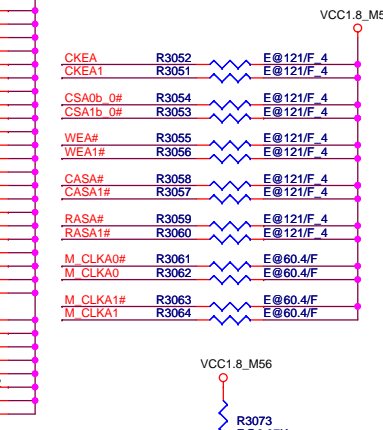
VCC1.8_M56



U3004



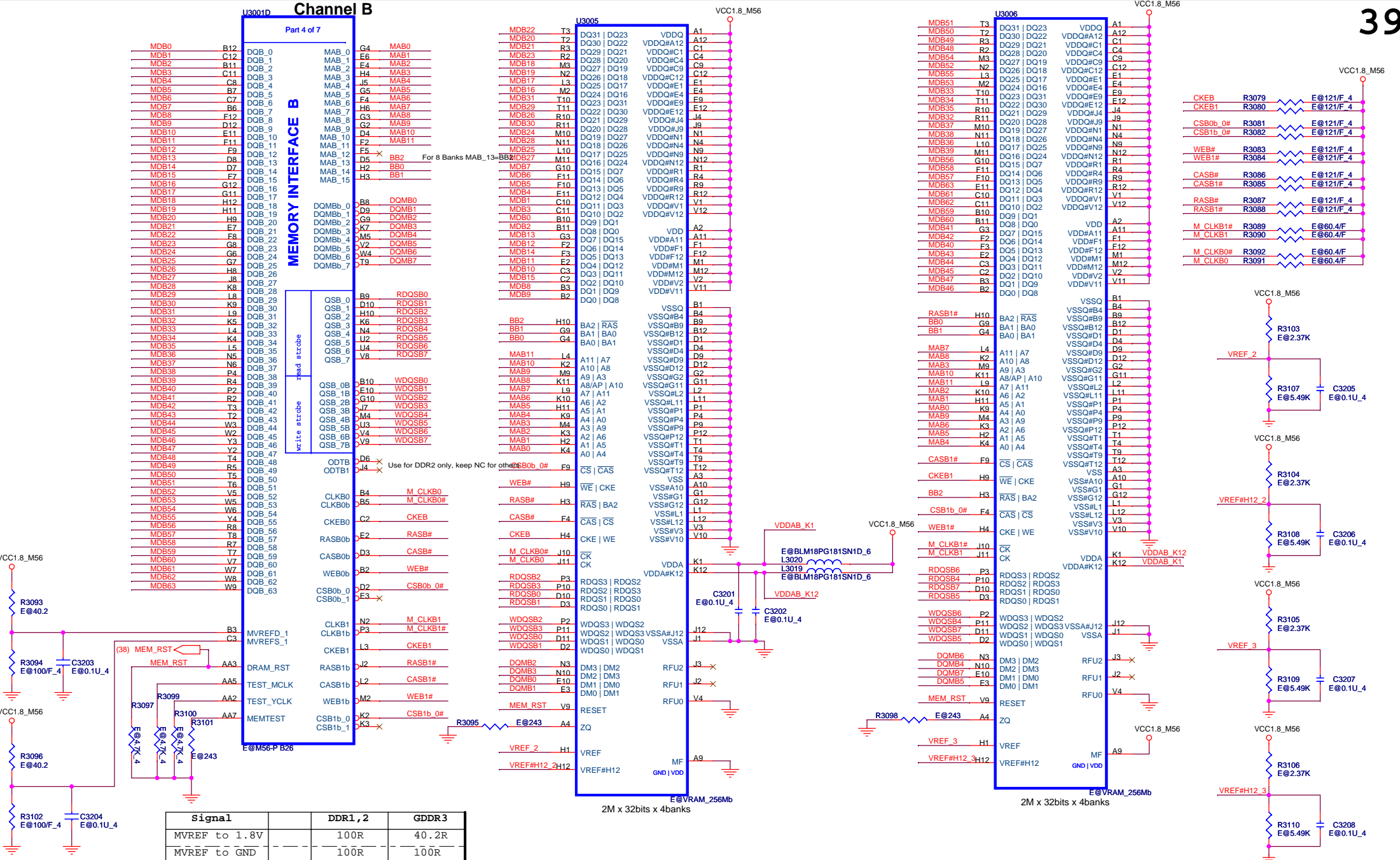
VCC1.8_M56



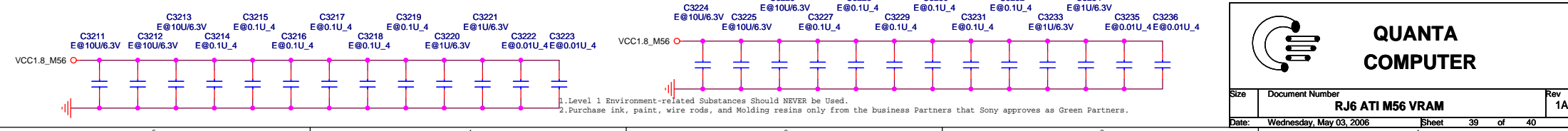
**QUANTA
COMPUTER**

| | | |
|--|-------------------------|-----|
| Size | Document Number | Rev |
| | RJ6 ATI M56 VRAM | 1A |
| Date: Wednesday, May 03, 2006 Sheet 38 of 40 | | |

1. Level 1 Environment-related Substances Should NEVER be Used.
2. Purchase ink, paint, wire rods, and Molding resins only from the business Partners that Sony approves as Green Partners.



| Signal | DDR1, 2 | GDDR3 |
|---------------|---------|-------|
| MVREF to 1.8V | 100R | 40.2R |
| MVREF to GND | 100R | 100R |



QUANTA COMPUTER

Size: Document Number: Rev 1A

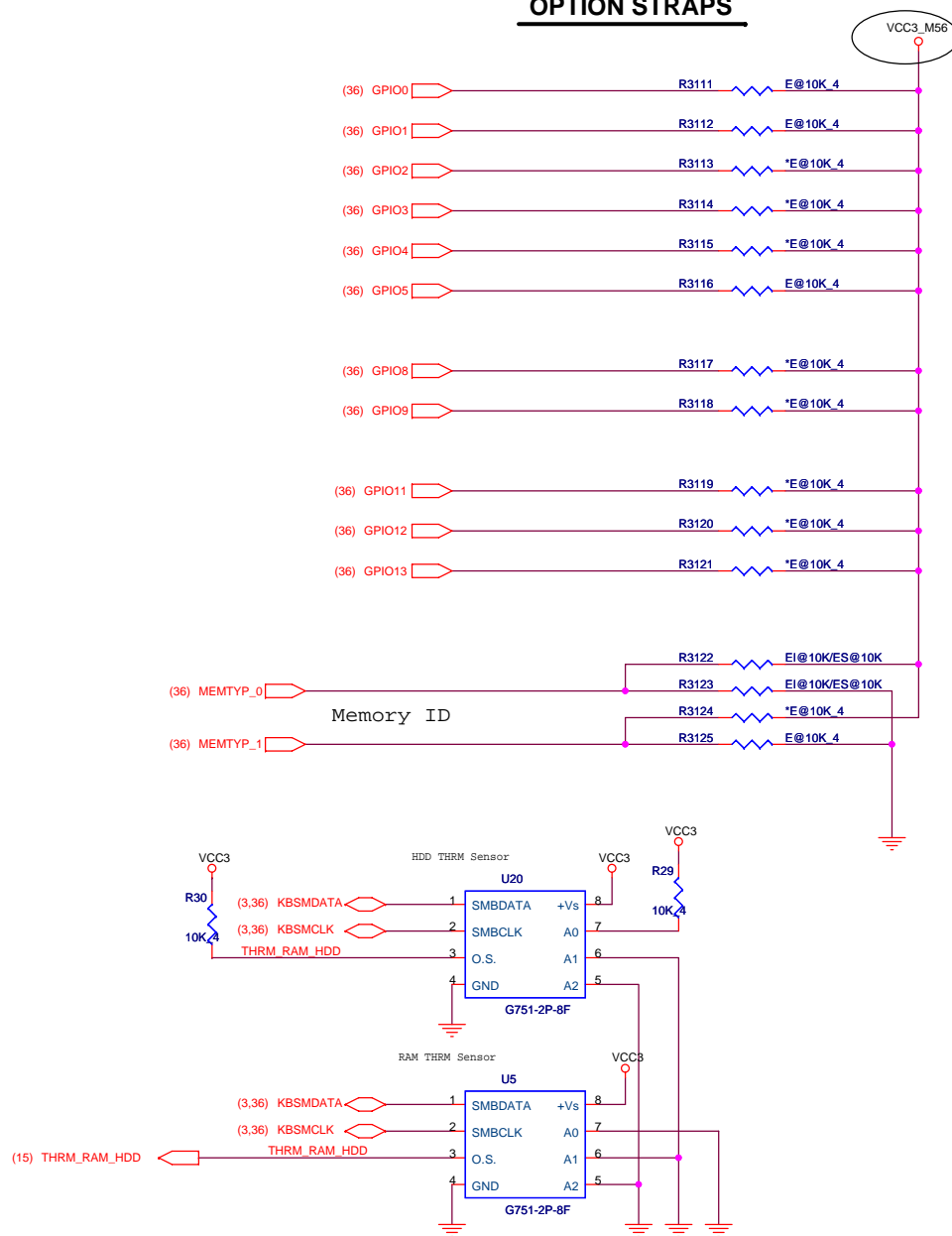
RJ6 ATI M56 VRAM

Date: Wednesday, May 03, 2006 Sheet 39 of 40

1. Level 1 Environment-related Substances Should NEVER be Used.
2. Purchase ink, paint, wire rods, and Holding resins only from the business Partners that Sony approves as Green Partners.

OPTION STRAPS

M56-P Strap



| STRAPS | PIN | DESCRIPTION | ASIC DEFAULT |
|---------------|---------------|---|--|
| TX_PWRS_ENB | GPIO0 | Transmitter Power Savings Enable 0: 50% Tx output swing 1: full Tx output swing | 0 (internal pull-down) |
| TX_DEEMPH_EN | GPIO1 | (recommended) Transmitter De-emphasis Enable 0: Tx de-emphasis disabled 1: Tx de-emphasis enabled | 0 (internal pull-down) |
| Reserved | GPIO(3:2) | (recommended) ATI internal use only. Other logic must not affect this signal during RESET.(GPIO2=VDD_VCL) | 00 |
| DEBUG_ACCESS | GPIO4 | Strap to set the debug muxes to bring out DEBUG signals even if registers are inaccessible | 0 (internal pull-down) |
| PLL_IBIAS_RD | GPIO[6:5] | Bias Current for the PCI Express PHY PLL | 01 |
| Reserved | GPIO8 | ATI internal use only. Other logic must not affect this signal during RESET.(Serial ROM Output from ROM) | 0 |
| ROMIDCFG(3:0) | GPIO(9,13:11) | If no ROM attached, controls chip IDIs. If rom attached identifies ROM type 000x - No ROM, MEM_AP_SIZE=00 128MB(Default) 001x - No ROM, MEM_AP_SIZE=01 256MB 010x - No ROM, MEM_AP_SIZE=10 64MB 011x - No ROM, MEM_AP_SIZE=11 Reserved 1000 - Parallel ROM, chip IDIs from ROM 1001 - Serial AT25F1024 ROM (Atmel), chip IDIs from ROM 1010 - Serial AT45DB011 ROM (Atmel), chip IDIs from ROM 1011 - Serial M25P10 ROM (ST), chip IDIs from ROM 1100 - Serial M25P05 ROM (ST), chip IDIs from ROM 1100 - Serial NX25F011B ROM (ISSI), chip IDIs from ROM | GPIO[9,13,12,11] 0000 (internal pull-down) |
| VIP_DEVICE | VSYNC | Indicates if any slave VIP host devices drove this pin low during reset. 0- Slave VIP host port devided present. 1-No slave VIP port devices reporting presence during reset | 0 (internal pull-down) |
| Reserved | PCIE_TEST | ATI internal use only. Other logic must not affect this signal during RESET.(Serial ROM Output from ROM) | 0 |
| Reserved | HSYNC | ATI internal use only. Other logic must not affect this signal during RESET.(Serial ROM Output from ROM) | 0 |

VRAM Straps

REV. 0.1

| STRAPS | PIN | DESCRIPTION | VALUE |
|--------------|------------|--|-------|
| MEMTYPE[1:0] | GPIO 27,26 | Memory identification for BIOS 00 - Infineon GDDR3 : 2M x 32 bits x 4 banks(Default) 01 - SAMSUNG GDDR3 : 2M x 32 bits x 4 banks 10 - TBD 11 - TBD | 00 |



**QUANTA
COMPUTER**

1. Level 1 Environment-related Substances Should NEVER be Used.
2. Purchase ink, paint, wire rods, and Molding resins only from the business Partners that Sony approves as Green Partners.