

Wistron Confidential

MV-1

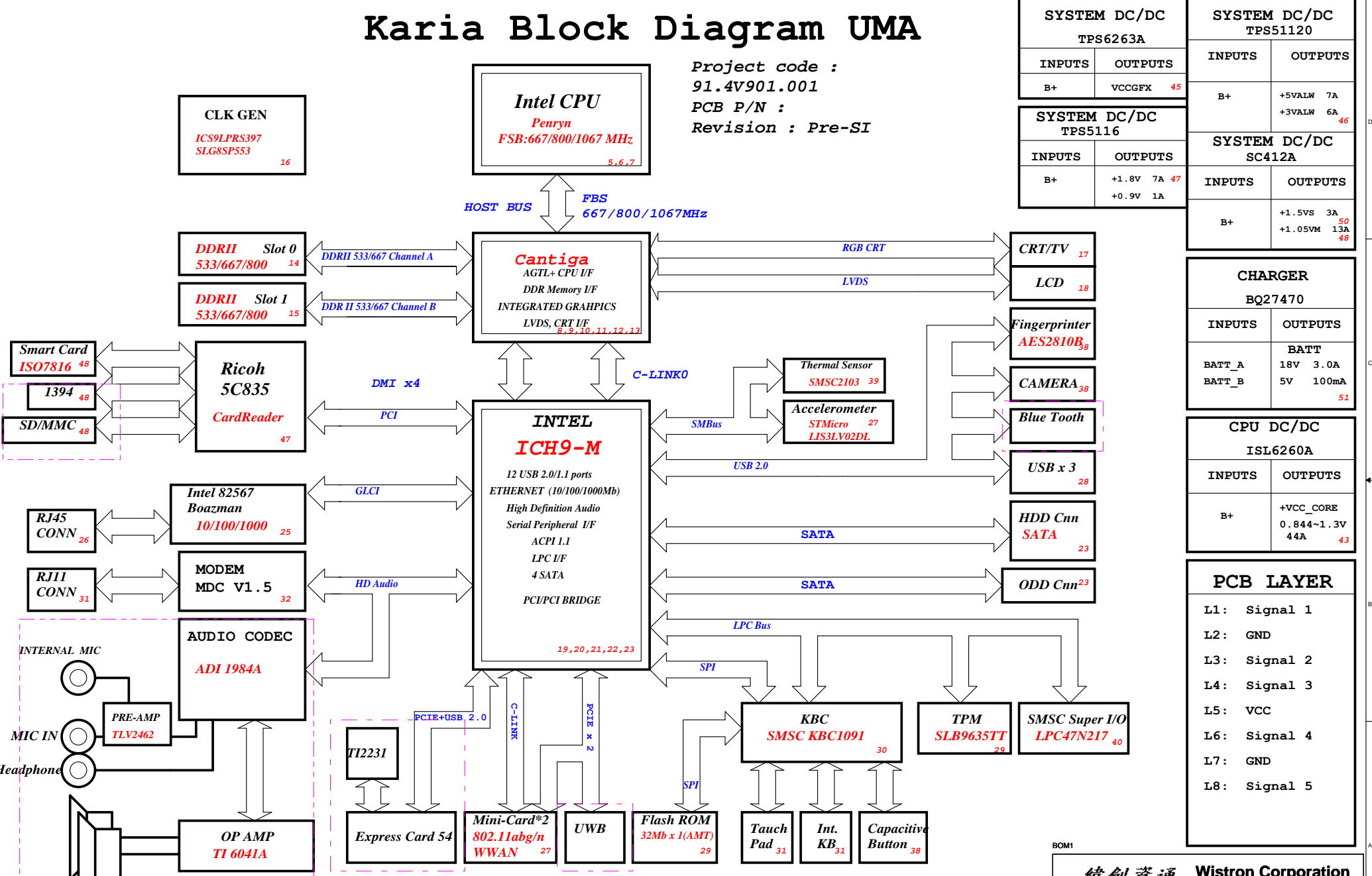
2008/05/23

REV : -1

BOM1			
緯創資通		Wistron Corporation	
		21F, 88, Sec. 1, Hsin Tai Wu Rd., Hsichin, Taipei Hsien 221, Taiwan, R.O.C.	
Title			
Karia			
Size	Document Number		Rev
A3	Karia		SF
Date:	Friday, May 23, 2008	Sheet 1 of 53	

Karia Block Diagram UMA

Project code :
91.4V901.001
PCB P/N :
Revision : Pre-SI



SYSTEM DC/DC TPS6263A		SYSTEM DC/DC TPS51120	
INPUTS	OUTPUTS	INPUTS	OUTPUTS
B+	VCCGFX 45	B+	+5VALW 7A +3VALW 6A 46

SYSTEM DC/DC TPS5116		SYSTEM DC/DC SC412A	
INPUTS	OUTPUTS	INPUTS	OUTPUTS
B+	+1.8V 7A 47 +0.9V 1A	B+	+1.5VS 3A 50 +1.05VM 13A 48

CHARGER BQ27470	
INPUTS	OUTPUTS
BATT_A 18V 3.0A	BATT 5V 100mA 51

CPU DC/DC ISL6260A	
INPUTS	OUTPUTS
B+	+VCC_CORE 0.844~1.3V 44A 43

PCB LAYER	
L1:	Signal 1
L2:	GND
L3:	Signal 2
L4:	Signal 3
L5:	VCC
L6:	Signal 4
L7:	GND
L8:	Signal 5

DOCK
PCIE*2 PS2 SATA*1 USB*2 Serial Port Parallel Port LINE IN/Out RJ45/RJ11 VGA DVI-D Video Out

BOM1

緯創資通 Wistron Corporation
21F, 88, Sec.1, Hsin Tai Wu Rd., Hsichih,
Taipei Hsien 221, Taiwan, R.O.C.

Title: **Block Diagram**

Size A3 Document Number **KARIA** Rev **SF**

Date: Thursday, February 21, 2008 Sheet 2 of 53

1. Page 43 - Change R542.2 to +3VALM from +3VS to power U86.39 (3V3) 0303 OK
2. Page 45 - Change R480 to NO INSTALL 0303 OK
3. Page 30 - Remove D48, connect signal directly to ADP_PRES, and uninstall R506 0303 OK
4. Page 51 - Chage R15 to 22K from 10K NOT DONE ON 0303 0312 OK

3/13

1. Page 27 - Add a 0 ohm series resistor on MC1_DISALBE and MC2_DISALBE RL: Don't need to add; use the 0 ohm at KBC.
2. Page 27 - Reserve a 1u 0603 cap (NO INSTALL) on MC2_DISALBE (same as MC1_DISABLE) 0312 OK
3. Page 19 - Add a 0 ohm series on PLT_RST# at U106.4 RL: Change R185 to 0 ohm; May need to change for damping.
4. Page 33 - Add a 0 ohm series on PM_PWROK_R at R166.2 RL: Pad is ok but needs to be on PM_PWROK_R from U89.40 (It's ok to put it near R541.2 on page43)
7. Page 30 - Change R598 to INSTALL (KBC GPIO08 has no internal PU) 0312 OK
8. Page 39 - Change R78 (SHDN_SBL) to 22K 1% to use External Diode2 for H/W critical shutdown 0312 OK
10. Page 24 - OPEN: May need to change U84 to Paricom level shifter. RL: Investigating
11. Page 25 - May require a discharging FET for +3VM_LAN at Q37.D RL: Change R104 to 470 ohm and change Q55.G to LAN_PY1
12. Page 32 - OPEN: May need to change RGB q-switches power to +5VALW or +5VS (depending on wavy impact) RL: Investigating
13. Page 51 - Change R101 to 33k from 1.27K 0312 OK
14. Page 41 - Change DAUGHT1 pin 52 and pin 54 to +5VS from +5VALW 0312 OK
15. Page 41 - Remove TCH_SMB_CLK/DATA from DAUGHT1 pin 32 and 34 0312 OK

BOM1

緯創資通		Wistron Corporation	
		21F, 88, Sec.1, Hsin Tai Wu Rd., Hsichin, Taipei Hsien 221, Taiwan, R.O.C.	
Change Notes List			
Size A3	Document Number KARIA	Rev SF	
Date: Friday, March 14, 2008	Sheet 3	of	53

1

Voltage Rails o MEANS ON x MEANS OFF

power plane \ State	+BB LDO3 LDO5	+5VALW +5VALW	+1.8V +5V +0.9V	+5VS +3VS +1.8VS +1.5VS +VGA_CORE +CPU_CORE +VCCP	+3VM +1.05VM	CLOCK
S0	O	O	O	O	O	O
S3/M1	O	O	O	X	O	O
S3	O	O	O	X	O	O
S5 S4/AC	O	O	X	X	O	O
S5 S4/Battery only	O	X	X	X	X	X
S5 S4/AC & Battery don't exist	X	X	X	X	X	X

PCI Devices

EXTERNAL	IDSEL#	REQ/GNT#	PIRQ
Cardreader&l394	AD25	2	G, E

PCIE Devices

DEVICE	NUMBER	CHANNEL
WWLAN	1	4
WLAN	1	2
UWB	1	1
Express Card	1	3

USB PORT	Device
0	USB1
1	Free
2	EX-P
3	WLAN
4	USB2
5	USB3
6	BLUETOOTH
7	WWAN
8	FingerPrint
9	Dock1
10	WEBCAM
11	DOCK2

Symbols	Description
DY/DUMMY	No install
1KR2J	Resistor 1K ohm ,Size 0402 ,5%
1KR3F	Resistor 1K ohm ,Size 0603 ,1%
GP	ROHS parts
NC	Pin no connect to anything
1U16V2ZY-2GP	Caps 1U ,Size 0402 Y5V
2D2U6D3V3MX	Caps 2.2U ,Size 0603 X5R

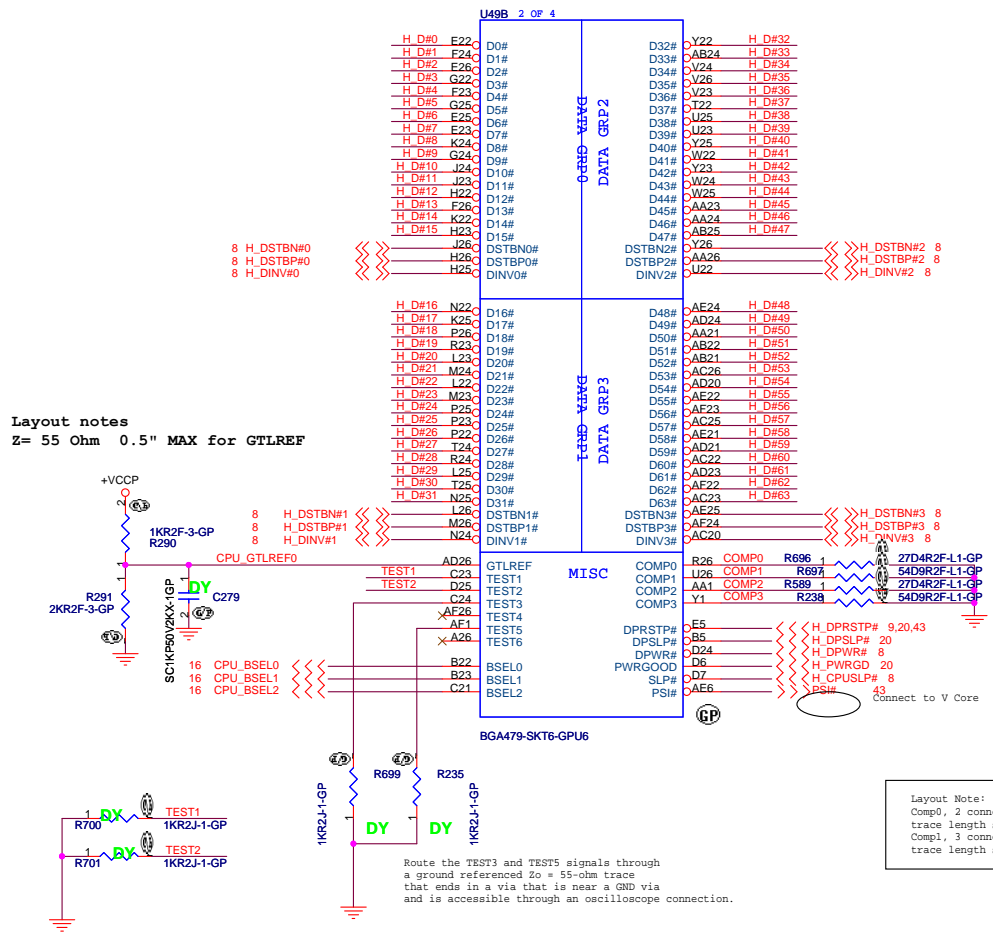
Fingerprint

IRQ	Device
0	System Timer
1	Keyboard
2	N/A
3	Serial port (COM2) ,LAN/Modem
4	Serial port (COM1)
5	Audio/VGA
6	Floppy
7	Parallel port
8	System CMOS/Real-time clock
9	Microsoft ACPI
10	N/A,Modem,LAN
11	Mass storage control/PCI simple communication control
12	synactic PS2 port GlidePAD
13	Numeric Data Process
14	Primary IDE interface ,HDD
15	Secondary IDE interface ,CD-ROM
16	Mobile Intel Crestline Express Chipset Family Microsoft UAA Bus Drive for High Definition Audio Intel 82801H (ICH9 Family) PCI Express Root Port -27D0 Broadcom NetXtreme Gigabit Ethernet
17	Intel 82801H (ICH9 Family) PCI Express Root Port -27D2 Broadcom 802.11b/g WLAN Intel 82801H (ICH9 Family) USB Universal Host Control
18	Intel 82801H (ICH9 Family) USB Universal Host Control Richo R5C835 Integrates FlashMedia Control Richo R5C835 Gemcore based SmartCard Control
19	Intel 82801H (ICH9 Family) PCI Express Root Port -27D6 Intel 82801H (ICH9 Family) USB Universal Host Control
20	Intel 82801H (ICH9 Family) USB Universal Host Control Intel 82801H (ICH9 Family) USB2 Enhanced Host Control
21	Intel 82801H (ICH9 Family) USB Universal Host Control
22	SDA Standard Compliant SD Host Control
23	HP Mobile Data Protection Sensor

BOM1

 Wistron Corporation 21F, 88, Sec.1, Hsin Tai Wu Rd., Hsichih, Taipei Hsien 221, Taiwan, R.O.C.		
Karia List		
Title	Karia List	
Size A3	Document Number	Rev
	KARIA	SF
Date: Thursday, February 21, 2008	Sheet 4	of 53

H_DINV#[3..0] <<>>H_DINV#[3..0] 8
 H_DSTBN#[3..0] <<>>H_DSTBN#[3..0] 8
 H_DSTBP#[3..0] <<>>H_DSTBP#[3..0] 8
 H_D#[63..0] <<>>H_D#[63..0] 8

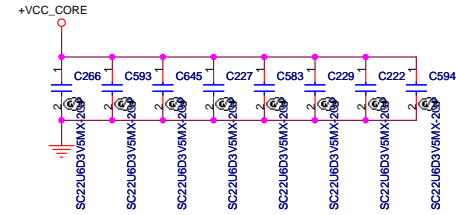


Layout notes
 Z= 55 Ohm 0.5" MAX for GTLREF

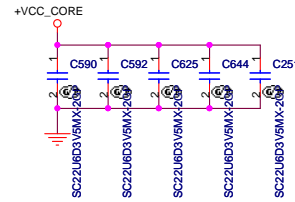
Layout Note:
 Comp0, 2 connect with Zo=27.4 ohm, make trace length shorter than 0.5" .
 Comp1, 3 connect with Zo=55 ohm, make trace length shorter than 0.5" .

Wistron Corporation 21F, 88, Sec.1, Hsin Tai Wu Rd., Hsichih, Taipei Hsien 221, Taiwan, R.O.C.	
Title CPU (3 of 2)	
Size Document Number	Rev SF
KARIA	
Date: Friday, May 02, 2008 Sheet 6 of 53	

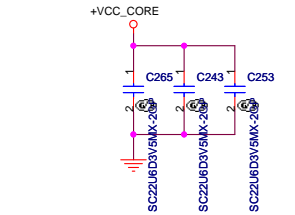
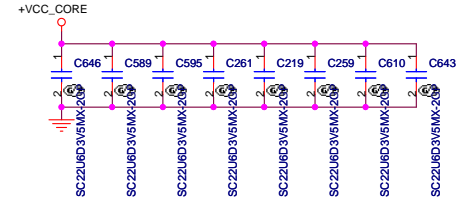
Please these inside socket cavity on L8(North side Secondary)



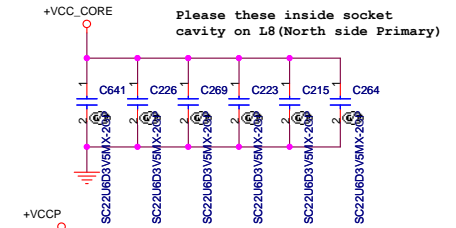
Please these outside socket cavity on L8(North side Secondary)



Please these inside socket cavity on L8(South side Secondary)


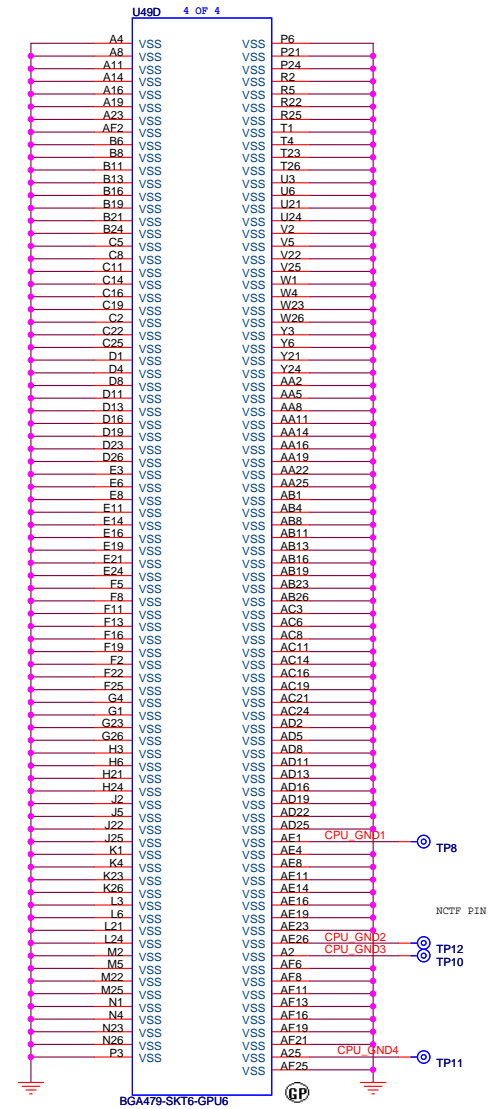
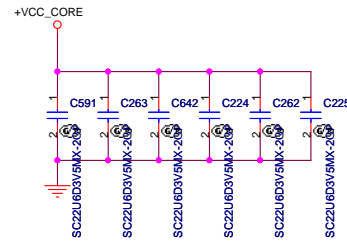


Please these inside socket cavity on L8(North side Primary)



Please these outside socket cavity on L8(South side Secondary)

Please these inside socket cavity on L8(South side Primary)



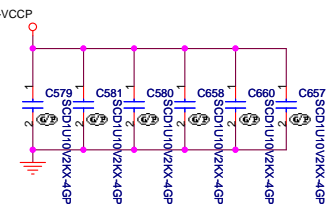
layout note: "1D5V VCCA_S0" as short as possible

Layout Note: Place as close as possible to the CPU VCCA pin.

Layout Note: VCCSENSE and VSSSENSE lines should be of equal length.

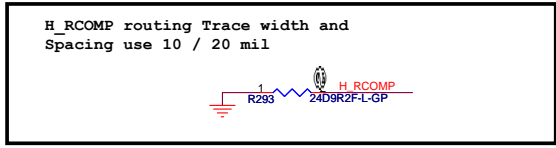
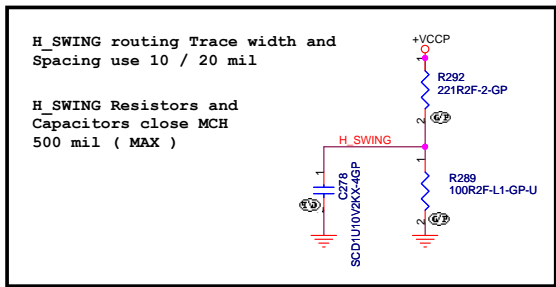
Layout Note: Provide a test point (with no stub) to connect a differential probe between VCCSENSE and VSSSENSE at the location where the two 54.9ohm resistors terminate the 55 ohm transmission line.

Please these inside socket cavity on L8(North side Secondary)


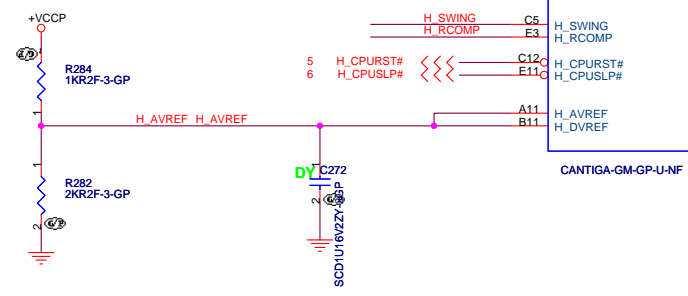


緯創資通 Wistron Corporation
21F, 88, Sec.1, Hsin Tai Wu Rd., Hsichih, Taipei Hsien 221, Taiwan, R.O.C.

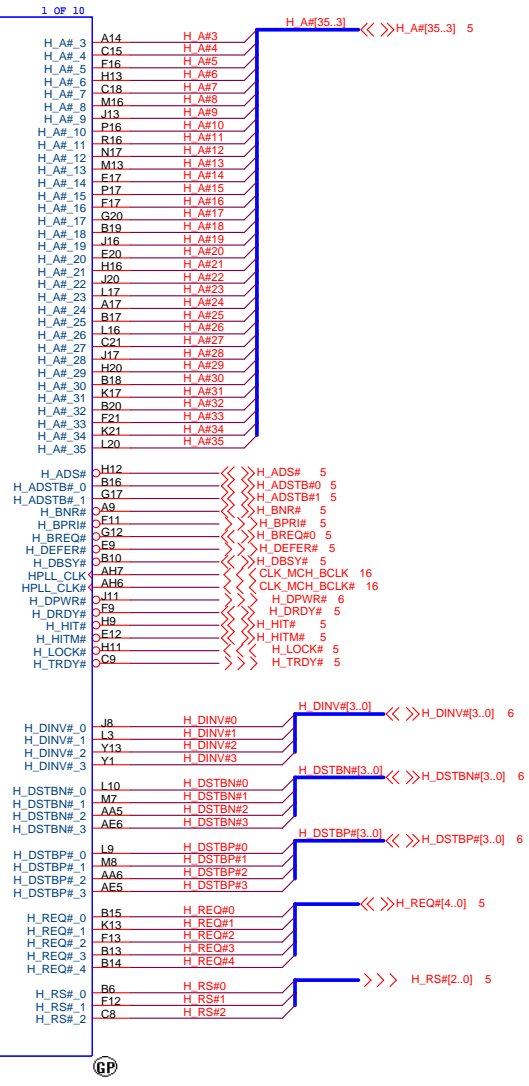
Title: CPU (3 of 3)
Size: Document Number: KARIA Rev: SC
Date: Friday, May 02, 2008 Sheet: 7 of 53



Place them near to the chip (< 0.5")



HOST



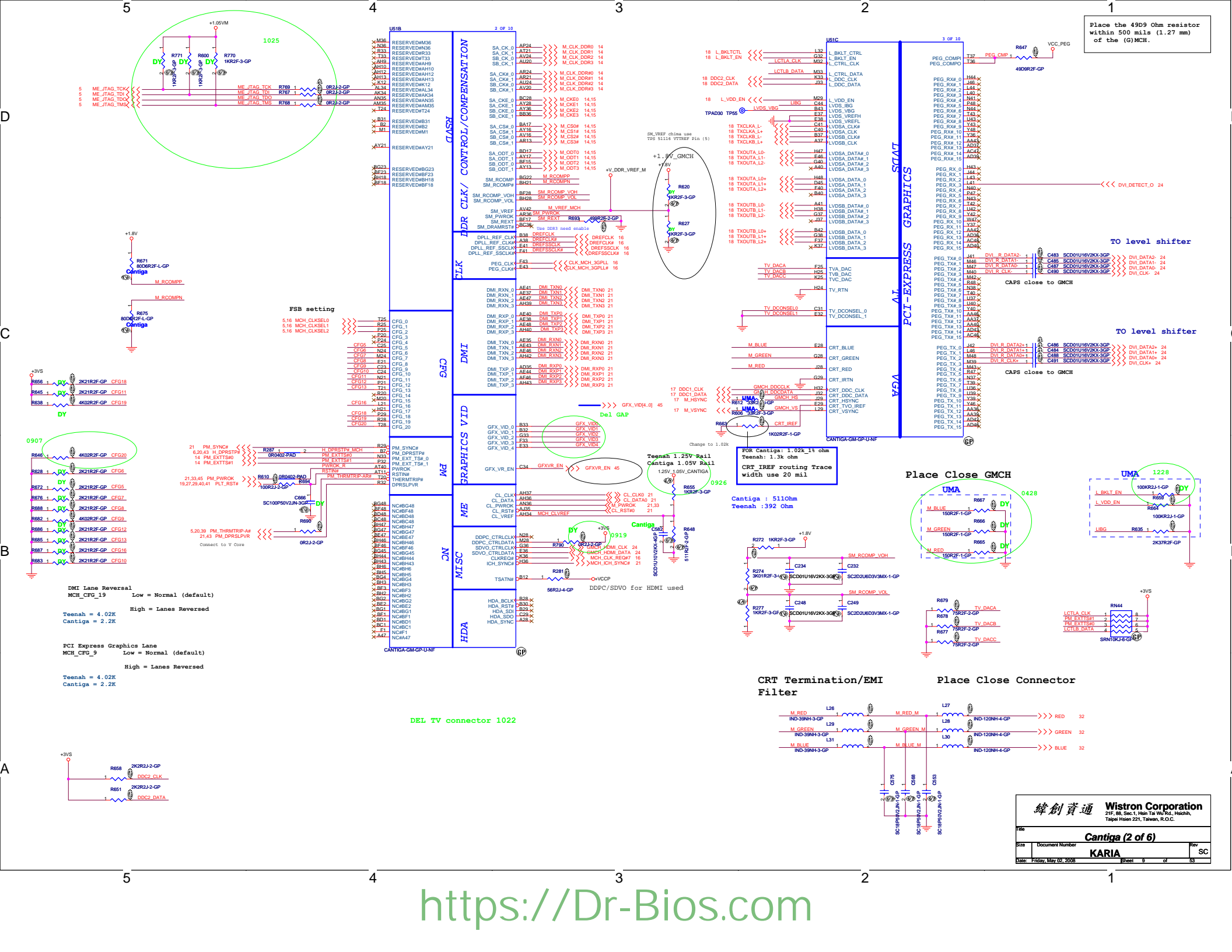
BOM1

緯創資通 Wistron Corporation
 21F, 88, Sec. 1, Hsin Tai Wu Rd., Hsichin, Taipei Hsien 221, Taiwan, R.O.C.

Title: **Cantiga (1 of 6)**


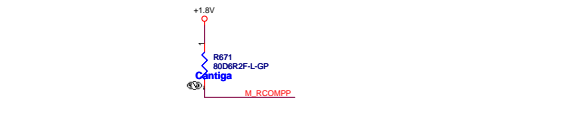
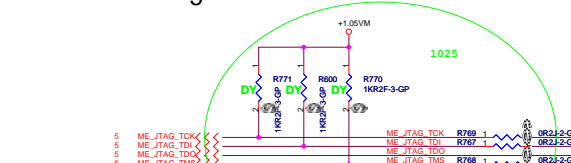
Size: Document Number: **KARIA** Sheet: 8 of 53

Date: Friday, May 02, 2008



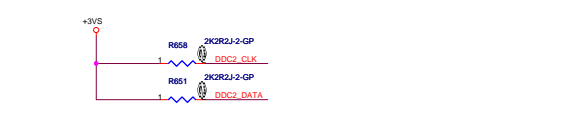
Place the 49D9 Ohm resistor within 500 mils (1.27 mm) of the (G)MCH.

Pin	Signal	Component	Value
AP24	M.CLK_DDR0 14		
AT21	M.CLK_DDR1 14		
AT20	M.CLK_DDR2 14		
AT20	M.CLK_DDR3 14		
BC28	M.CKE0 14,15		
AV26	M.CKE1 14,15		
BB38	M.CKE2 14,15		
BB37	M.CKE3 14,15		
CSA0	M.CS#0 14,15		
AV16	M.CS#1 14,15		
AV15	M.CS#2 14,15		
AV13	M.CS#3 14,15		
BD17	M.ODT0 14,15		
AV12	M.ODT1 14,15		
BD15	M.ODT2 14,15		
AV11	M.ODT3 14,15		
BQ22	M.RCOMP#		
BH21	M.RCOMP#		
BF28	M.RCOMP_VOH		
BH28	M.RCOMP_VOL		
AV42	M.VREF MCH		
AV38	M.VREF		
BF17	M.REXT		
BF39	M.DRAMRST#		
B38	DREFCLK		
B38	DREFCLK#		
E41	DREFSCLK		
E41	DREFSCLK#		
E41	DREFSSCLK		
E41	DREFSSCLK#		
E43	CLK_MCH_3DPLL 16		
E43	CLK_MCH_3DPLL 16		
AE41	DMI_TXN0		
AE47	DMI_TXN1		
AE47	DMI_TXN2		
AE47	DMI_TXN3		
AE47	DMI_TXN4		
AE47	DMI_TXN5		
AE47	DMI_TXN6		
AE47	DMI_TXN7		
AE47	DMI_TXN8		
AE47	DMI_TXN9		
AE47	DMI_TXN10		
AE47	DMI_TXN11		
AE47	DMI_TXN12		
AE47	DMI_TXN13		
AE47	DMI_TXN14		
AE47	DMI_TXN15		
AE47	DMI_TXN16		
AE47	DMI_TXN17		
AE47	DMI_TXN18		
AE47	DMI_TXN19		
AE47	DMI_TXN20		
AE47	DMI_TXN21		
AE47	DMI_TXN22		
AE47	DMI_TXN23		
AE47	DMI_TXN24		
AE47	DMI_TXN25		
AE47	DMI_TXN26		
AE47	DMI_TXN27		
AE47	DMI_TXN28		
AE47	DMI_TXN29		
AE47	DMI_TXN30		
AE47	DMI_TXN31		
AE47	DMI_TXN32		
AE47	DMI_TXN33		
AE47	DMI_TXN34		
AE47	DMI_TXN35		
AE47	DMI_TXN36		
AE47	DMI_TXN37		
AE47	DMI_TXN38		
AE47	DMI_TXN39		
AE47	DMI_TXN40		
AE47	DMI_TXN41		
AE47	DMI_TXN42		
AE47	DMI_TXN43		
AE47	DMI_TXN44		
AE47	DMI_TXN45		
AE47	DMI_TXN46		
AE47	DMI_TXN47		
AE47	DMI_TXN48		
AE47	DMI_TXN49		
AE47	DMI_TXN50		
AE47	DMI_TXN51		
AE47	DMI_TXN52		
AE47	DMI_TXN53		
AE47	DMI_TXN54		
AE47	DMI_TXN55		
AE47	DMI_TXN56		
AE47	DMI_TXN57		
AE47	DMI_TXN58		
AE47	DMI_TXN59		
AE47	DMI_TXN60		
AE47	DMI_TXN61		
AE47	DMI_TXN62		
AE47	DMI_TXN63		
AE47	DMI_TXN64		
AE47	DMI_TXN65		
AE47	DMI_TXN66		
AE47	DMI_TXN67		
AE47	DMI_TXN68		
AE47	DMI_TXN69		
AE47	DMI_TXN70		
AE47	DMI_TXN71		
AE47	DMI_TXN72		
AE47	DMI_TXN73		
AE47	DMI_TXN74		
AE47	DMI_TXN75		
AE47	DMI_TXN76		
AE47	DMI_TXN77		
AE47	DMI_TXN78		
AE47	DMI_TXN79		
AE47	DMI_TXN80		
AE47	DMI_TXN81		
AE47	DMI_TXN82		
AE47	DMI_TXN83		
AE47	DMI_TXN84		
AE47	DMI_TXN85		
AE47	DMI_TXN86		
AE47	DMI_TXN87		
AE47	DMI_TXN88		
AE47	DMI_TXN89		
AE47	DMI_TXN90		
AE47	DMI_TXN91		
AE47	DMI_TXN92		
AE47	DMI_TXN93		
AE47	DMI_TXN94		
AE47	DMI_TXN95		
AE47	DMI_TXN96		
AE47	DMI_TXN97		
AE47	DMI_TXN98		
AE47	DMI_TXN99		
AE47	DMI_TXN100		
AE47	DMI_TXN101		
AE47	DMI_TXN102		
AE47	DMI_TXN103		
AE47	DMI_TXN104		
AE47	DMI_TXN105		
AE47	DMI_TXN106		
AE47	DMI_TXN107		
AE47	DMI_TXN108		
AE47	DMI_TXN109		
AE47	DMI_TXN110		
AE47	DMI_TXN111		
AE47	DMI_TXN112		
AE47	DMI_TXN113		
AE47	DMI_TXN114		
AE47	DMI_TXN115		
AE47	DMI_TXN116		
AE47	DMI_TXN117		
AE47	DMI_TXN118		
AE47	DMI_TXN119		
AE47	DMI_TXN120		
AE47	DMI_TXN121		
AE47	DMI_TXN122		
AE47	DMI_TXN123		
AE47	DMI_TXN124		
AE47	DMI_TXN125		
AE47	DMI_TXN126		
AE47	DMI_TXN127		
AE47	DMI_TXN128		
AE47	DMI_TXN129		
AE47	DMI_TXN130		
AE47	DMI_TXN131		
AE47	DMI_TXN132		
AE47	DMI_TXN133		
AE47	DMI_TXN134		
AE47	DMI_TXN135		
AE47	DMI_TXN136		
AE47	DMI_TXN137		
AE47	DMI_TXN138		
AE47	DMI_TXN139		
AE47	DMI_TXN140		
AE47	DMI_TXN141		
AE47	DMI_TXN142		
AE47	DMI_TXN143		
AE47	DMI_TXN144		
AE47	DMI_TXN145		
AE47	DMI_TXN146		
AE47	DMI_TXN147		
AE47	DMI_TXN148		
AE47	DMI_TXN149		
AE47	DMI_TXN150		
AE47	DMI_TXN151		
AE47	DMI_TXN152		
AE47	DMI_TXN153		
AE47	DMI_TXN154		
AE47	DMI_TXN155		
AE47	DMI_TXN156		
AE47	DMI_TXN157		
AE47	DMI_TXN158		
AE47	DMI_TXN159		
AE47	DMI_TXN160		
AE47	DMI_TXN161		
AE47	DMI_TXN162		
AE47	DMI_TXN163		
AE47	DMI_TXN164		
AE47	DMI_TXN165		
AE47	DMI_TXN166		
AE47	DMI_TXN167		
AE47	DMI_TXN168		
AE47	DMI_TXN169		
AE47	DMI_TXN170		
AE47	DMI_TXN171		
AE47	DMI_TXN172		
AE47	DMI_TXN173		
AE47	DMI_TXN174		
AE47	DMI_TXN175		
AE47	DMI_TXN176		
AE47	DMI_TXN177		
AE47	DMI_TXN178		
AE47	DMI_TXN179		
AE47	DMI_TXN180		
AE47	DMI_TXN181		
AE47	DMI_TXN182		
AE47	DMI_TXN183		
AE47	DMI_TXN184		
AE47	DMI_TXN185		
AE47	DMI_TXN186		
AE47	DMI_TXN187		
AE47	DMI_TXN188		
AE47	DMI_TXN189		
AE47	DMI_TXN190		
AE47	DMI_TXN191		
AE47	DMI_TXN192		
AE47	DMI_TXN193		
AE47	DMI_TXN194		
AE47	DMI_TXN195		
AE47	DMI_TXN196		
AE47	DMI_TXN197		
AE47	DMI_TXN198		
AE47	DMI_TXN199		
AE47	DMI_TXN200		



DMI Lane Reversal
MCH_CFG_19 Low = Normal (default)
High = Lanes Reversed
Teenah = 4.02K
Cantiga = 2.2K

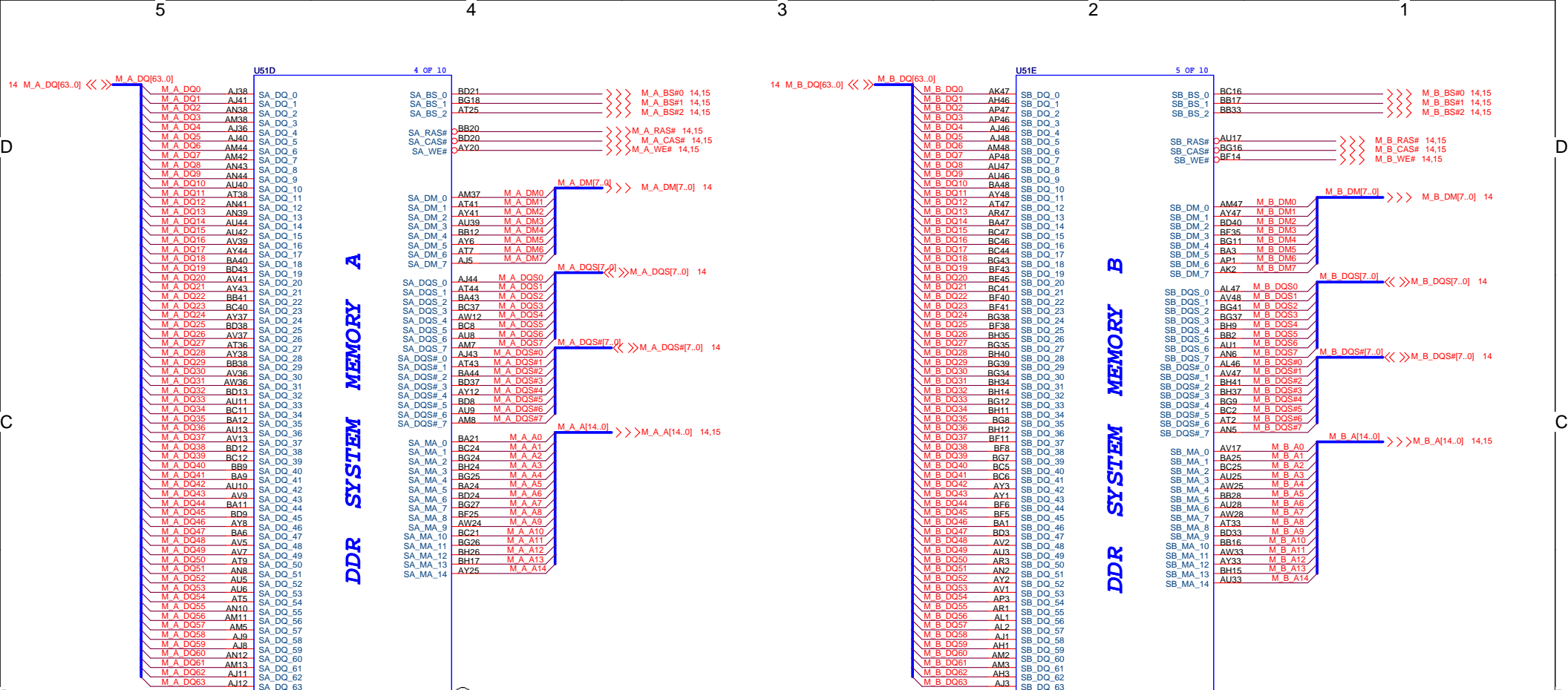
PCI Express Graphics Lane
MCH_CFG_9 Low = Normal (default)
High = Lanes Reversed
Teenah = 4.02K
Cantiga = 2.2K



Wistron Corporation
21F, 8F, Sec. 1, Hsin Ya Wu Rd., Hsinchu, Taiwan 300, R.O.C.

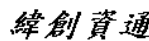
Cantiga (2 of 6)

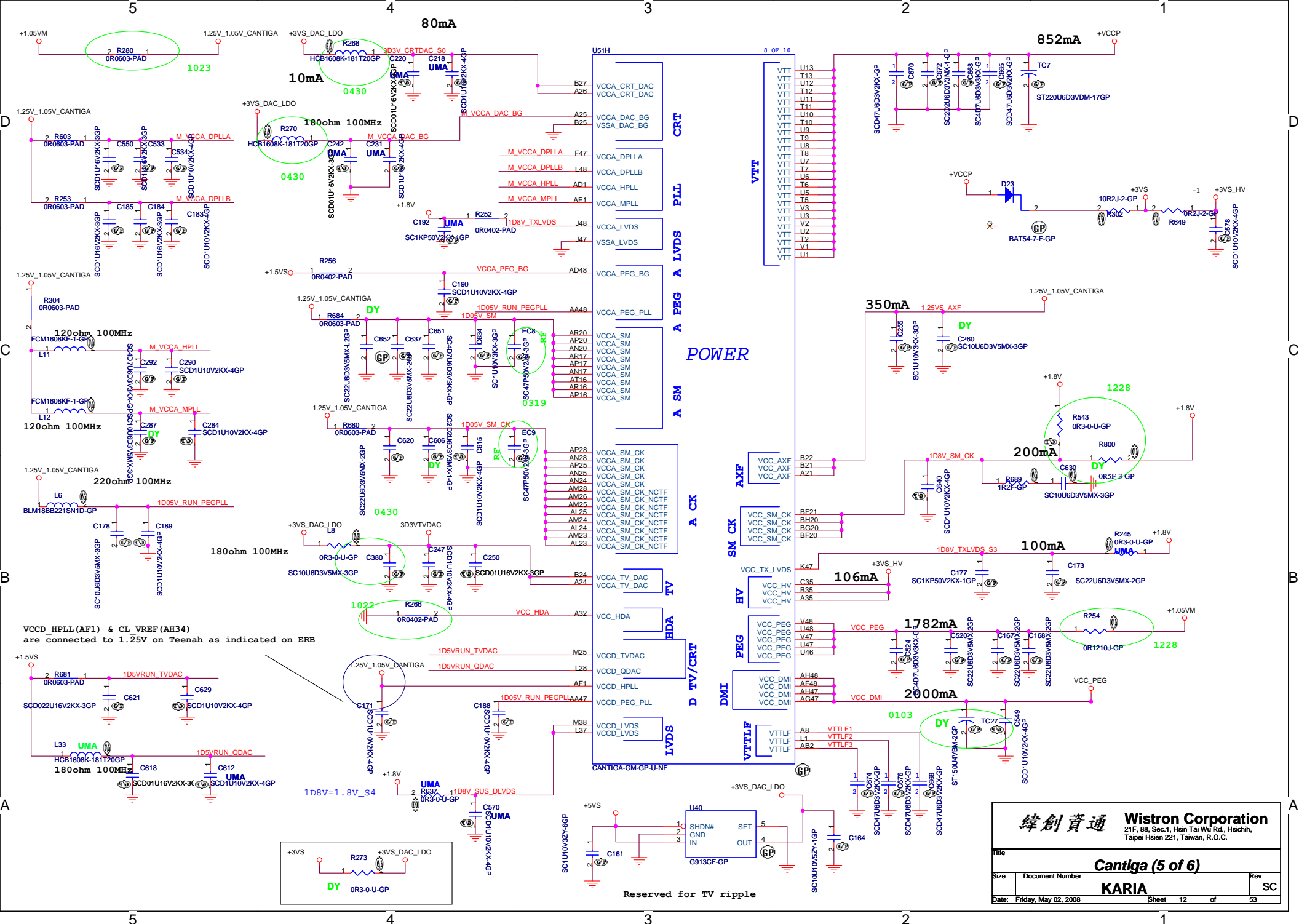
Rev	SC
Document Number	KARIA
Size	9 of 53
Date	Friday, May 02, 2008



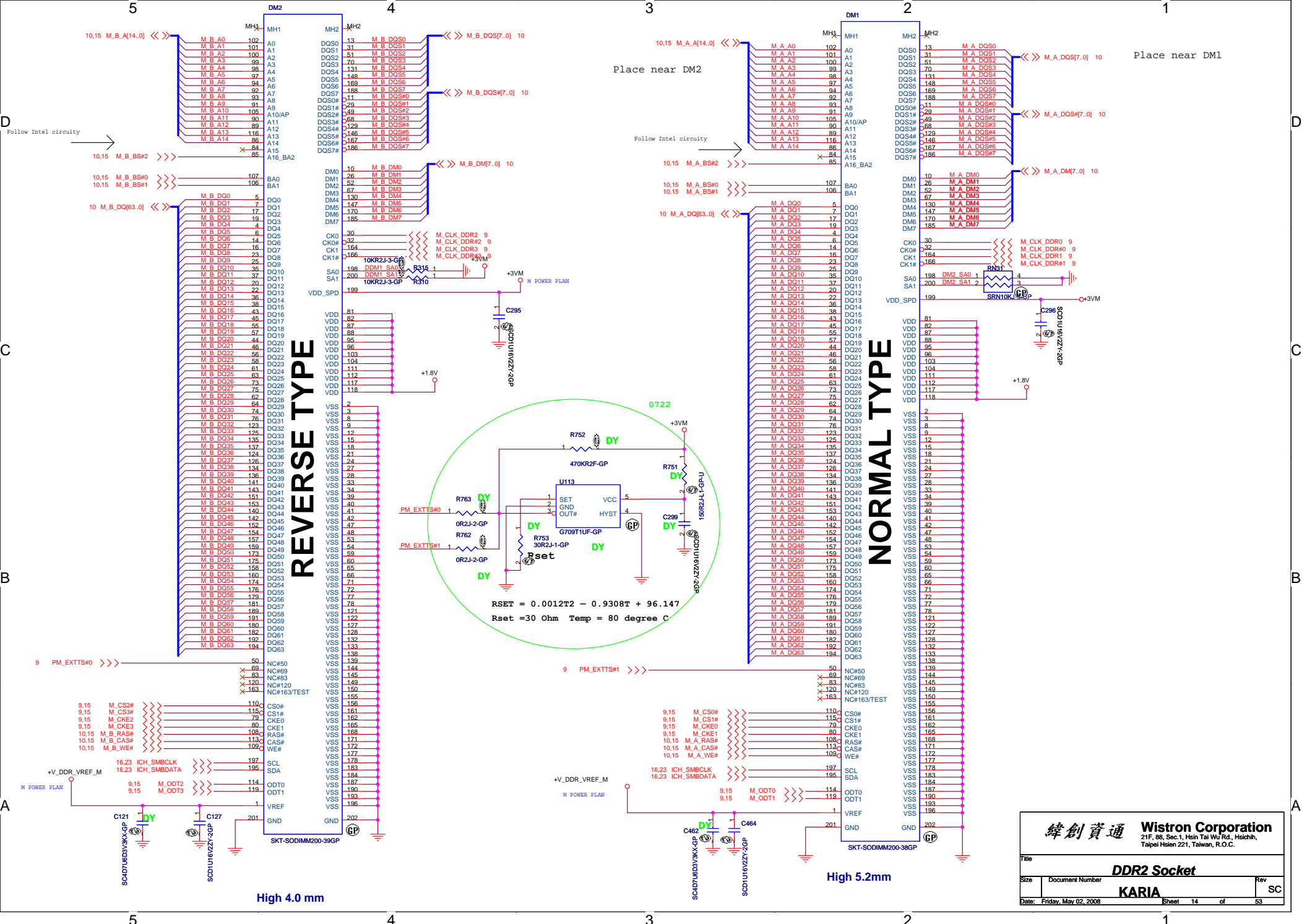
CANTIGA-GM-GP-U-NF

CANTIGA-GM-GP-U-NF

 Wistron Corporation 21F, 88, Sec.1, Hsin Tai Wu Rd., Hsichih, Taipei Hsien 221, Taiwan, R.O.C.		
Cantiga (3 of 6)		
Title		
Size	Document Number	Rev
KARIA		SC
Date:	Friday, May 02, 2008	Sheet 10 of 53



緯創資通		Wistron Corporation	
		21F, 88, Sec.1, Hsin Tai Wu Rd., Hsichih, Taipei Hsien 221, Taiwan, R.O.C.	
Title			
Cantiga (5 of 6)			
Size	Document Number	Rev	
KARIA		SC	
Date:	Friday, May 02, 2008	Sheet	12 of 53



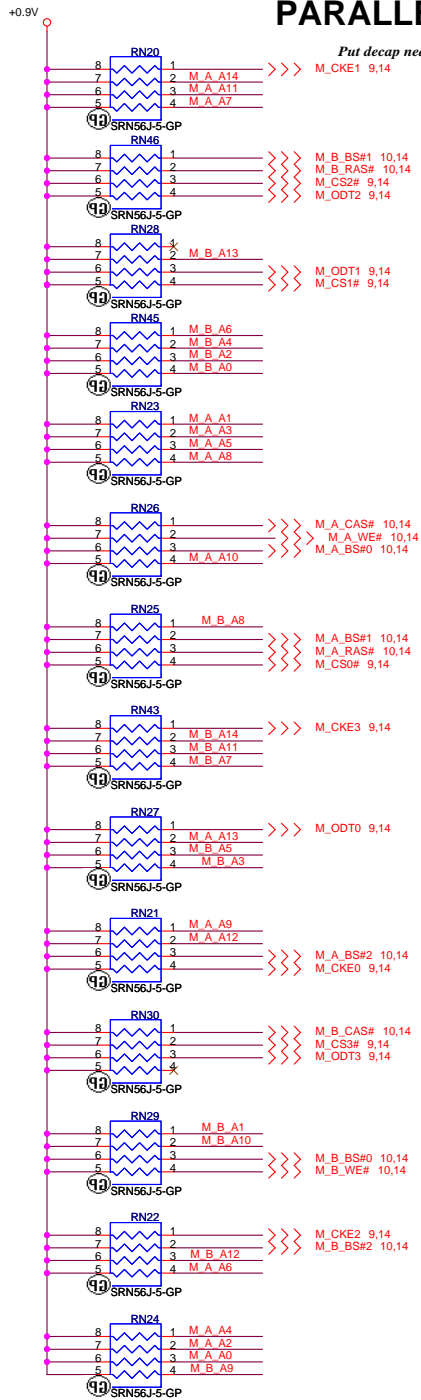
緯創資通 Wistron Corporation
 21F, 88, Sec.1, Hsin Tai Wu Rd., Hsichih, Taipei Hsien 221, Taiwan, R.O.C.

File: **DDR2 Socket**

Size: Document Number: **KARIA** Rev: SC

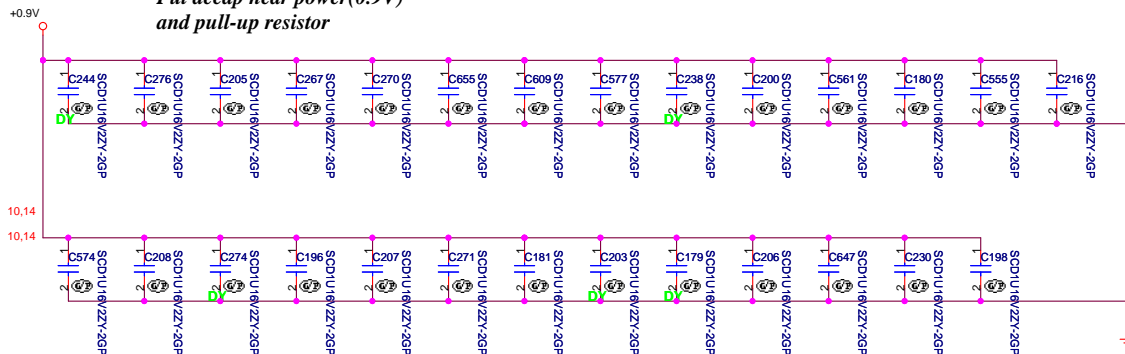
Date: Friday, May 02, 2008 Sheet 14 of 33

PARALLEL TERMINATION



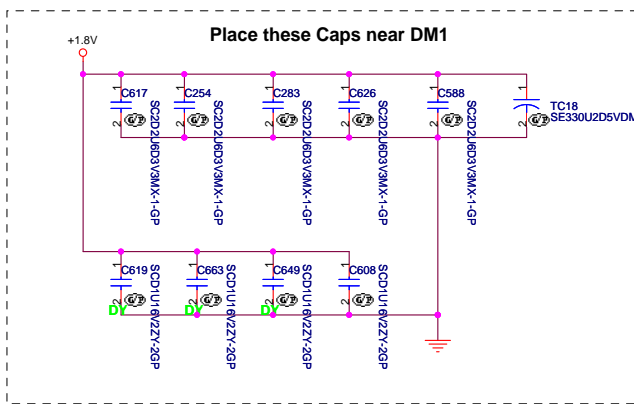
Put decap near power(0.9V) and pull-up resistor

Put decap near power(0.9V) and pull-up resistor

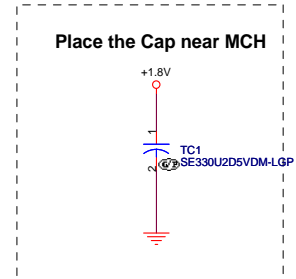


Decoupling Capacitor

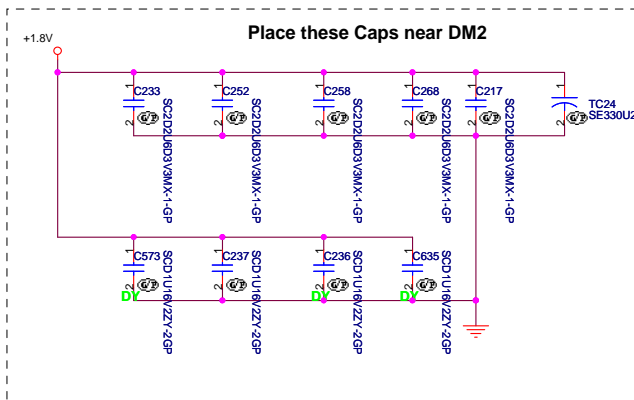
Place these Caps near DM1



Place the Cap near MCH



Place these Caps near DM2

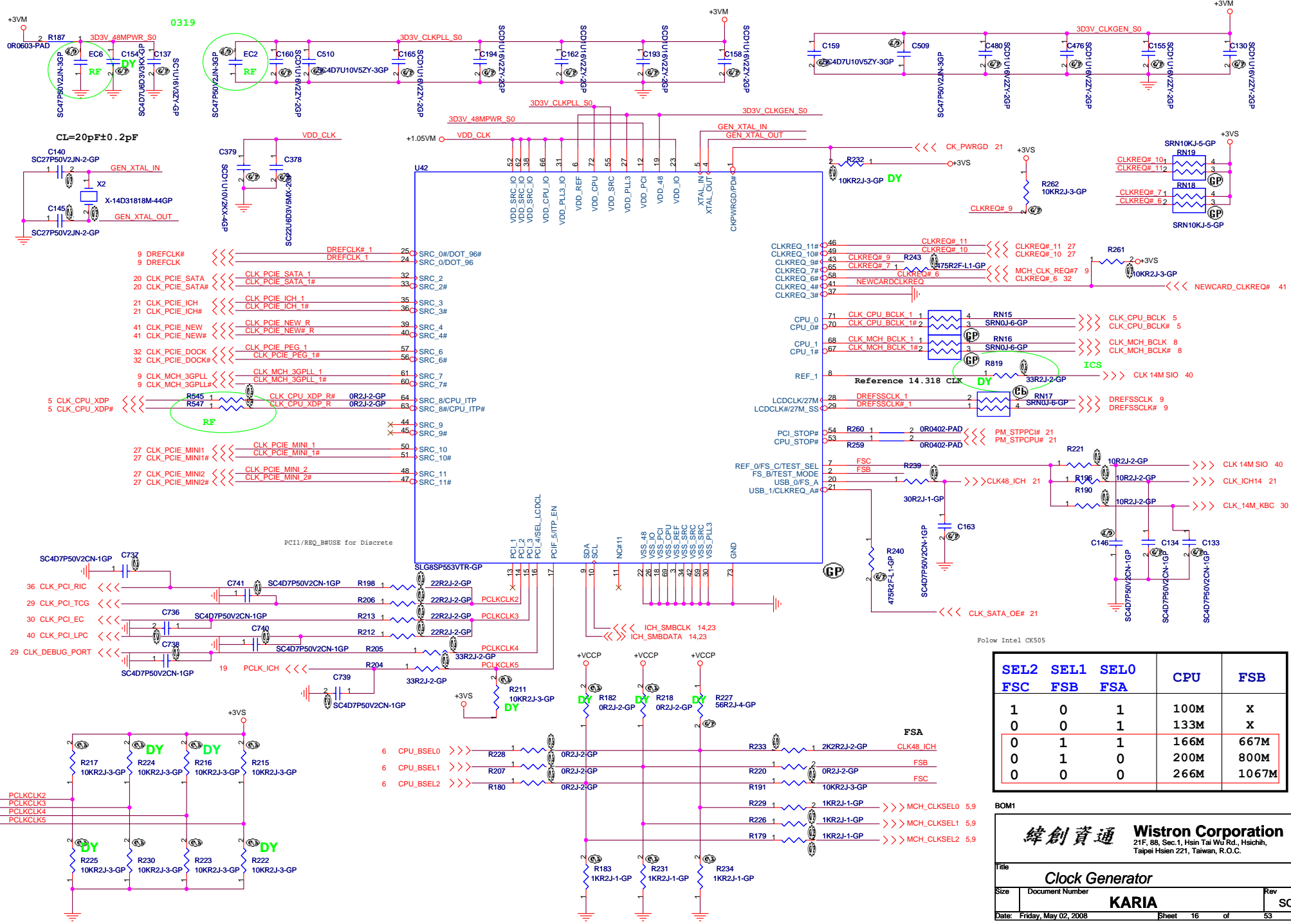


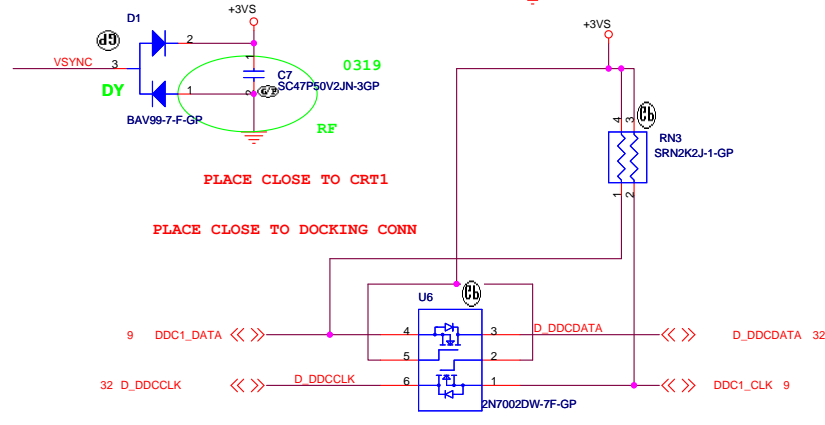
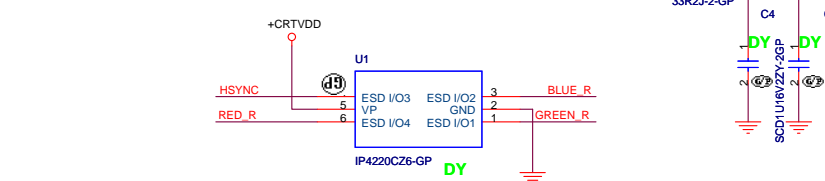
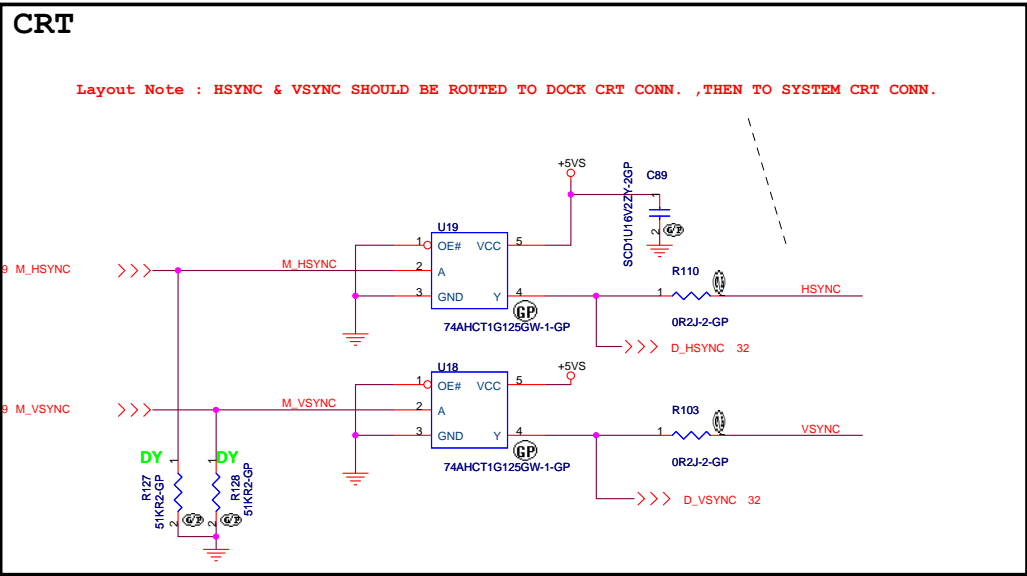
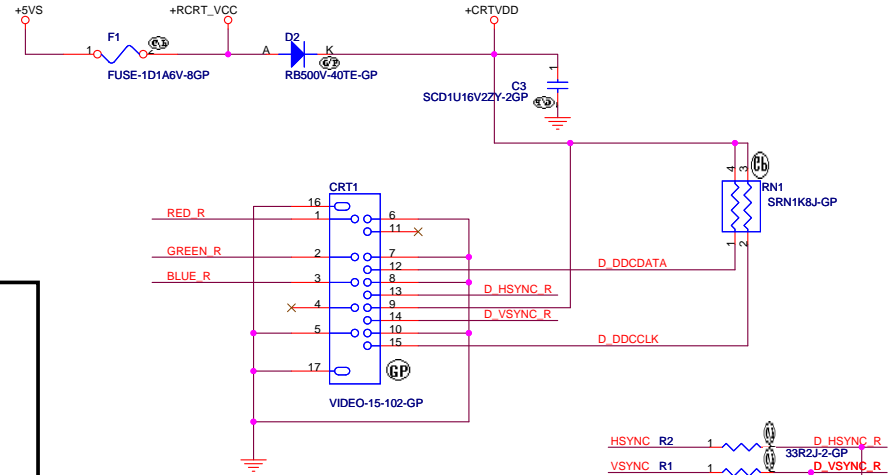
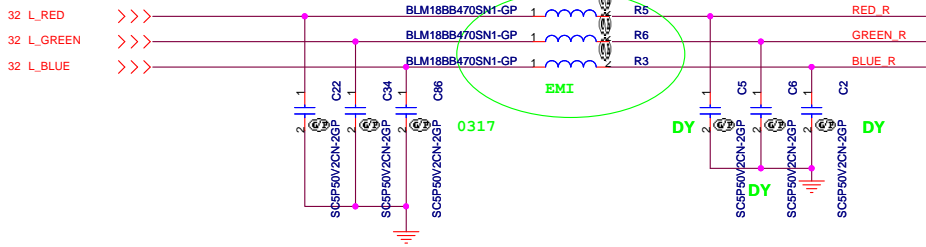
緯創資通 **Wistron Corporation**
 21F, 88, Sec.1, Hsin Tai Wu Rd., Hsichih,
 Taipei Hsien 221, Taiwan, R.O.C.

File: **DDR2 Termination Resistor**

Size	Document Number	Rev
	KARIA	SC

Date: Saturday, January 05, 2008 Sheet 15 of 53





DEL TV connector 1022

BOM1

緯創資通 Wistron Corporation
21F, 88, Sec.1, Hsin Tai Wu Rd., Hsichih, Taipei Hsien 221, Taiwan, R.O.C.

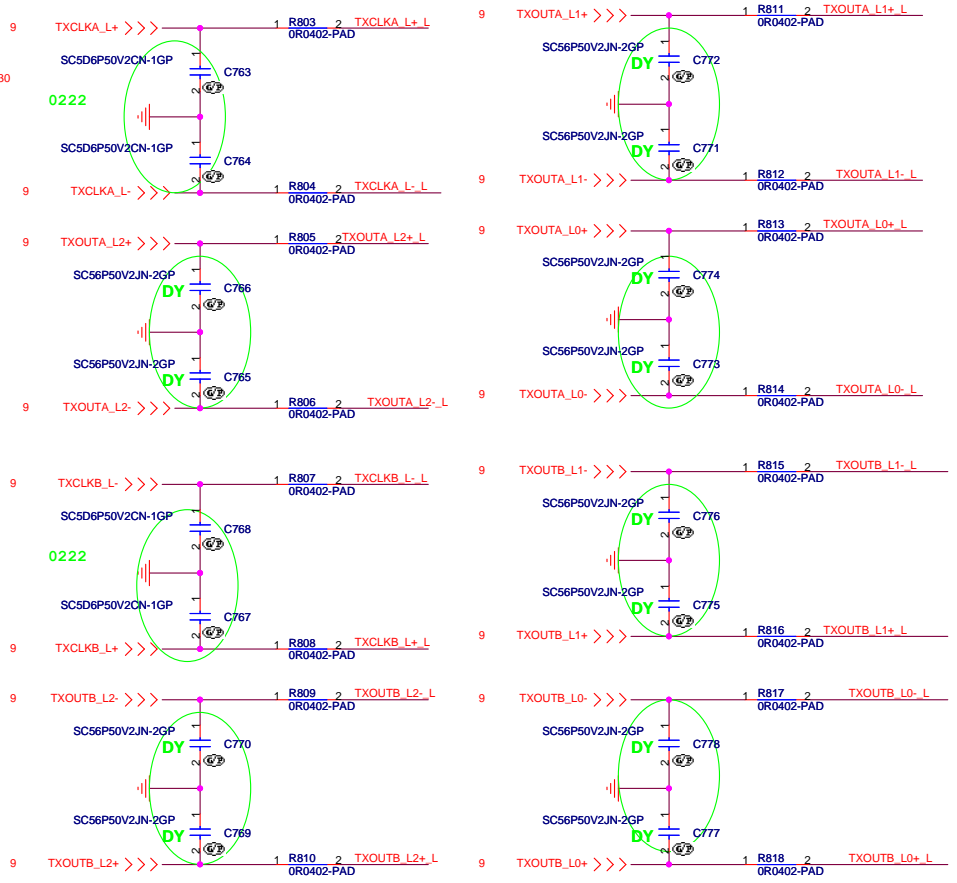
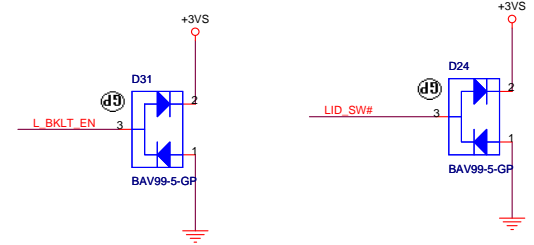
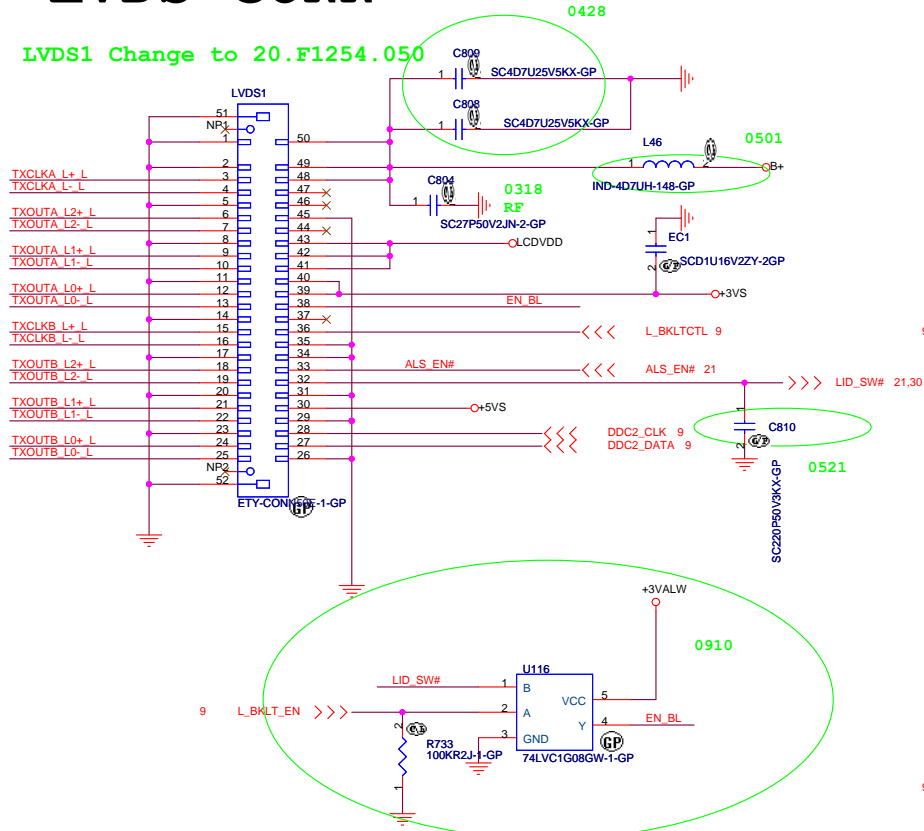
Title: **CRT CONNECTOR**

Size: A3 Document Number: **KARIA** Rev: **SC**

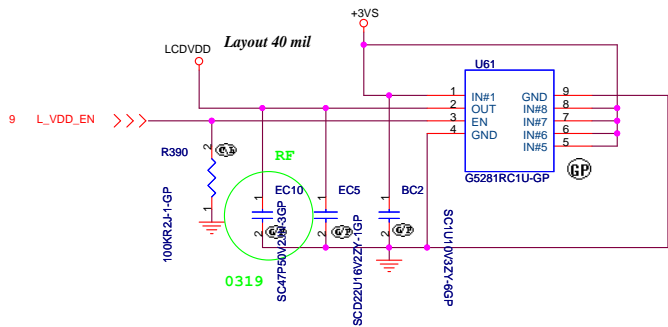
Date: Friday, May 02, 2008 Sheet 17 of 53

LVDS CONN

LVDS1 Change to 20.F1254.050



LCD POWER CIRCUIT

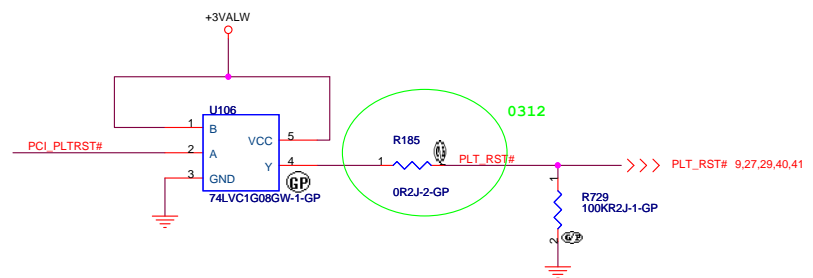
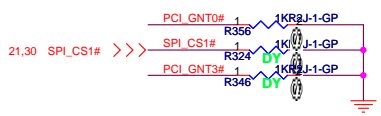
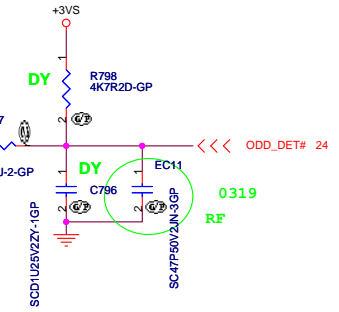
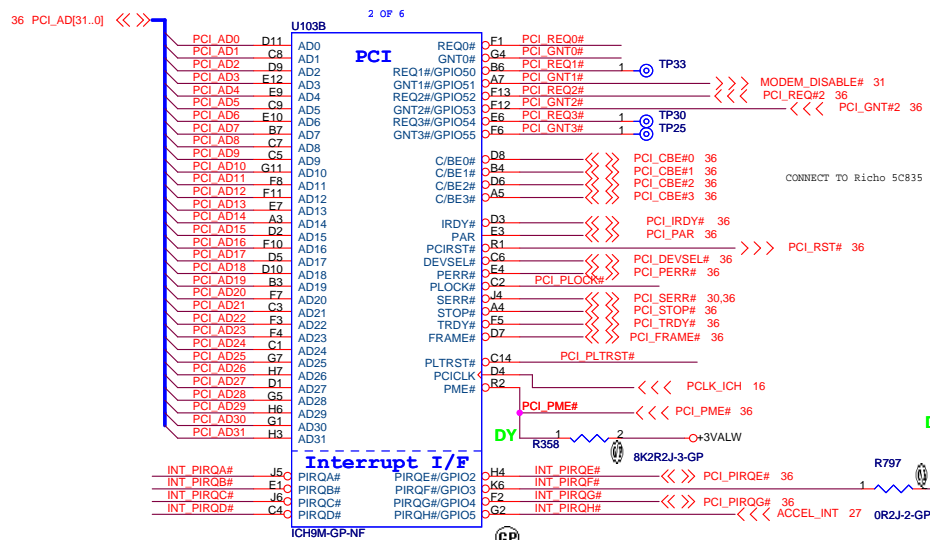
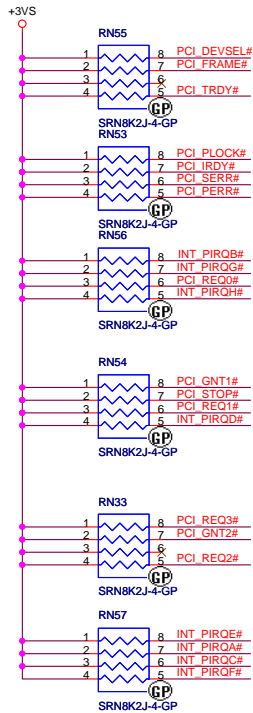


BOM1

緯創資通 Wistron Corporation
21F, 88, Sec.1, Hsin Tai Wu Rd., Hsichih, Taipei Hsien 221, Taiwan, R.O.C.

Title: **LCD CONN.**

Size: A3	Document Number: KARIA	Rev: SC
Date: Friday, May 23, 2008	Sheet: 18	of 53



BOOT BIOS Strap		
PCI_GNT#0	SPI_CS#1	BOOT BIOS Location
0	1	SPI
1	0	PCI
1	1	EEP(Defaulst)
A16 swap override strap		
PCI_GNT#3	low = A16 swap override enable high = default	

BOM1

緯創資通 Wistron Corporation
21F, 88, Sec.1, Hsin Tai Wu Rd., Hsichih, Taipei Hsien 221, Taiwan, R.O.C.

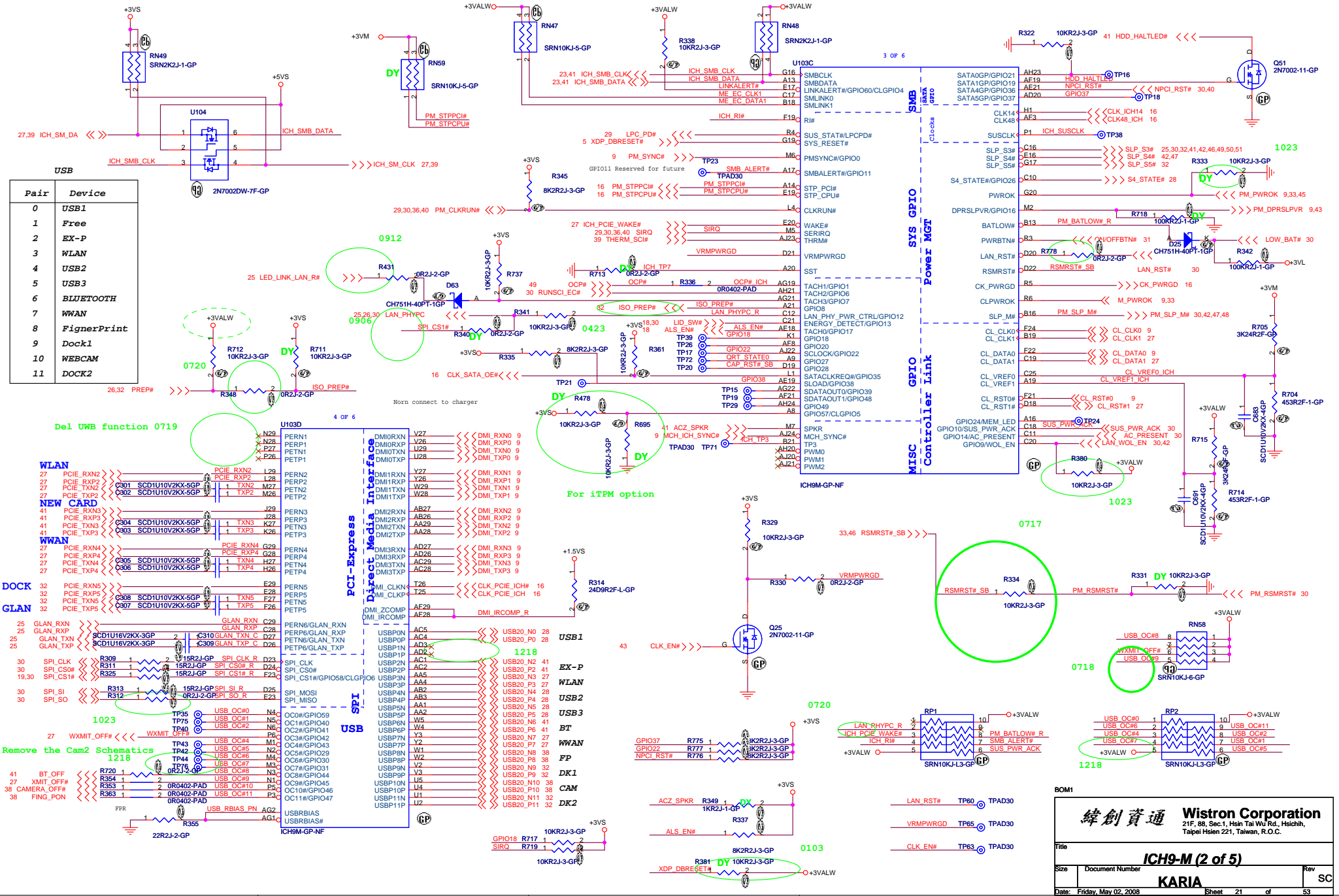
Title

ICH9-M (1 of 5)

Size Document Number **KARIA** Rev SC

Date: Friday, May 02, 2008 Sheet 19 of 53

Pair	Device
0	USB1
1	Free
2	EX-P
3	WLAN
4	USB2
5	USB3
6	BLUETOOTH
7	WWAN
8	FingerPrint
9	Dock1
10	WEBCAM
11	DOCK2



Del UWB function 0719

Pair	Device
0	USB1
1	Free
2	EX-P
3	WLAN
4	USB2
5	USB3
6	BLUETOOTH
7	WWAN
8	FingerPrint
9	Dock1
10	WEBCAM
11	DOCK2

Remove the Cam2 Schematics 1218

Pair	Device
0	USB1
1	Free
2	EX-P
3	WLAN
4	USB2
5	USB3
6	BLUETOOTH
7	WWAN
8	FingerPrint
9	Dock1
10	WEBCAM
11	DOCK2

緯創資通 Wistron Corporation
 21F, 88, Sec.1, Hsin Tai Wu Rd., Hsichih, Taipei Hsien 221, Taiwan, R.O.C.

ICH9-M (2 of 5)

KARIA

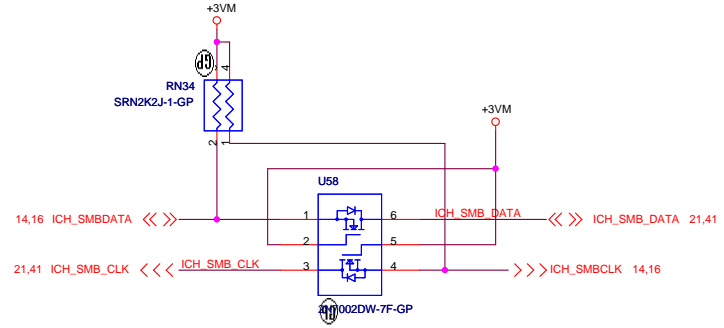
Date: Friday, May 02, 2008 Sheet 21 of 53

U103E 5 OF 6

AA26	VSS	H5
AA27	VSS	J23
AA3	VSS	J26
AA6	VSS	J27
AB1	VSS	AC22
AA23	VSS	K28
AB28	VSS	K29
AB29	VSS	L13
AB4	VSS	L15
AB5	VSS	L2
AC17	VSS	L26
AC26	VSS	L27
AC27	VSS	L5
AC3	VSS	L7
AD1	VSS	M12
AD10	VSS	M13
AD12	VSS	M14
AD13	VSS	M15
AD14	VSS	M16
AD17	VSS	M17
AD18	VSS	M23
AD21	VSS	M28
AD28	VSS	M29
AD29	VSS	N11
AD4	VSS	N12
AD5	VSS	N13
AD6	VSS	N14
AD7	VSS	N15
AD9	VSS	N16
AE12	VSS	N17
AE13	VSS	N18
AE14	VSS	N26
AE16	VSS	N27
AE17	VSS	P12
AE2	VSS	P13
AE20	VSS	P14
AE24	VSS	P15
AE3	VSS	P16
AE4	VSS	P17
AE6	VSS	P2
AE9	VSS	P23
AF13	VSS	P28
AF16	VSS	P29
AF18	VSS	P4
AF22	VSS	P7
AH26	VSS	R11
AF28	VSS	R12
AF27	VSS	R13
AF5	VSS	R14
AF7	VSS	R15
AF9	VSS	R16
AG13	VSS	R17
AG16	VSS	R18
AG18	VSS	R28
AG20	VSS	T12
AG23	VSS	T13
AG31	VSS	T14
AG6	VSS	T15
AG9	VSS	T16
AH12	VSS	T17
AH14	VSS	T23
AH17	VSS	B26
AH19	VSS	U12
AH2	VSS	U13
AH22	VSS	U14
AH25	VSS	U15
AH28	VSS	U16
AH5	VSS	U17
AH8	VSS	AD23
AJ12	VSS	U26
AJ14	VSS	U27
AJ17	VSS	U3
AJ8	VSS	V1
B11	VSS	V13
B14	VSS	V15
B17	VSS	V23
B2	VSS	V28
B20	VSS	V29
B23	VSS	V4
B5	VSS	V5
B8	VSS	W26
C26	VSS	W27
C27	VSS	W3
E11	VSS	Y1
E14	VSS	Y28
E18	VSS	Y29
E2	VSS	Y4
E21	VSS	Y5
E24	VSS	AG28
E5	VSS	AH6
E8	VSS	AF2
F16	VSS	B25
F28	VSS	
F29	VSS	A1 ICH_GND1 TP74
G12	VSS	A2
G14	VSS	A28
G18	VSS	A29 ICH_GND2 TP69
G21	VSS	AH1
G24	VSS	AH28
G26	VSS	AJ1 ICH_GND3 TP73
G27	VSS	AJ2
G8	VSS	AJ28
H2	VSS	AJ29 ICH_GND4 TP70
H23	VSS	B1
H28	VSS	B29
H29	VSS	

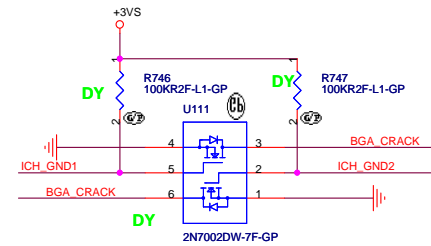
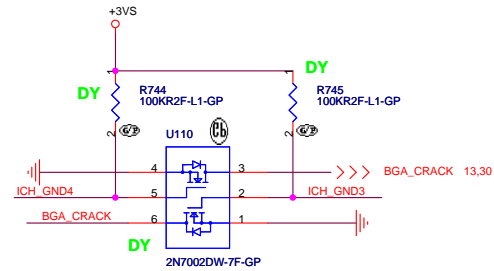
IC98M-GP-NF

NCTF PIN



Q13 & Q14 connect SMLINK and SMBUS in S) for SMBus 2.0 compliance

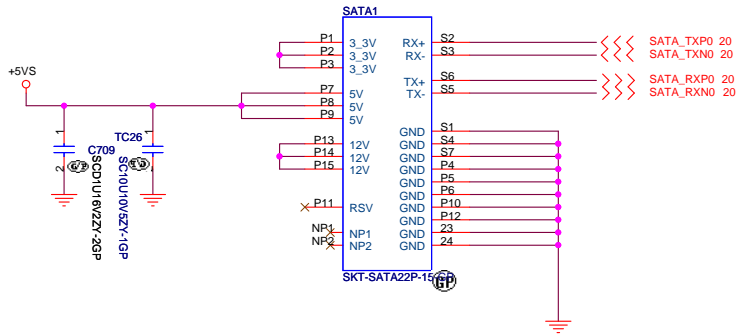
SMBUS



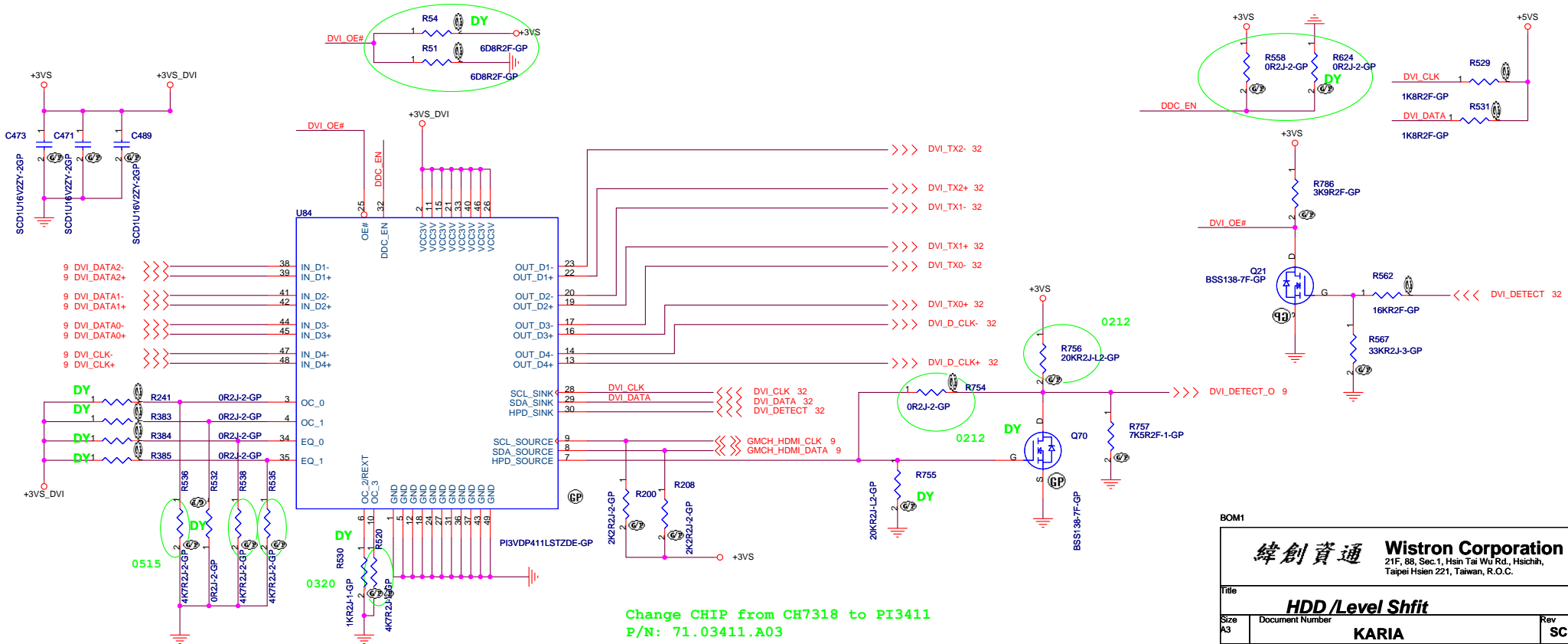
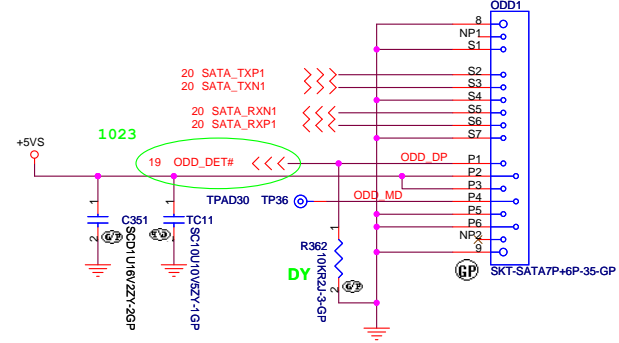
		Wistron Corporation 21F, 88, Sec.1, Hsin Tai Wu Rd., Hsichih, Taipei Hsien 221, Taiwan, R.O.C.
Title: ICH9-M (4 of 4)		
Size:	Document Number: KARIA	Rev: SC
Date: Friday, May 02, 2008	Sheet: 23	of 53

SATA HD Connector

SATA1 Change to 22.10300.251



ODD Connector



BOM1

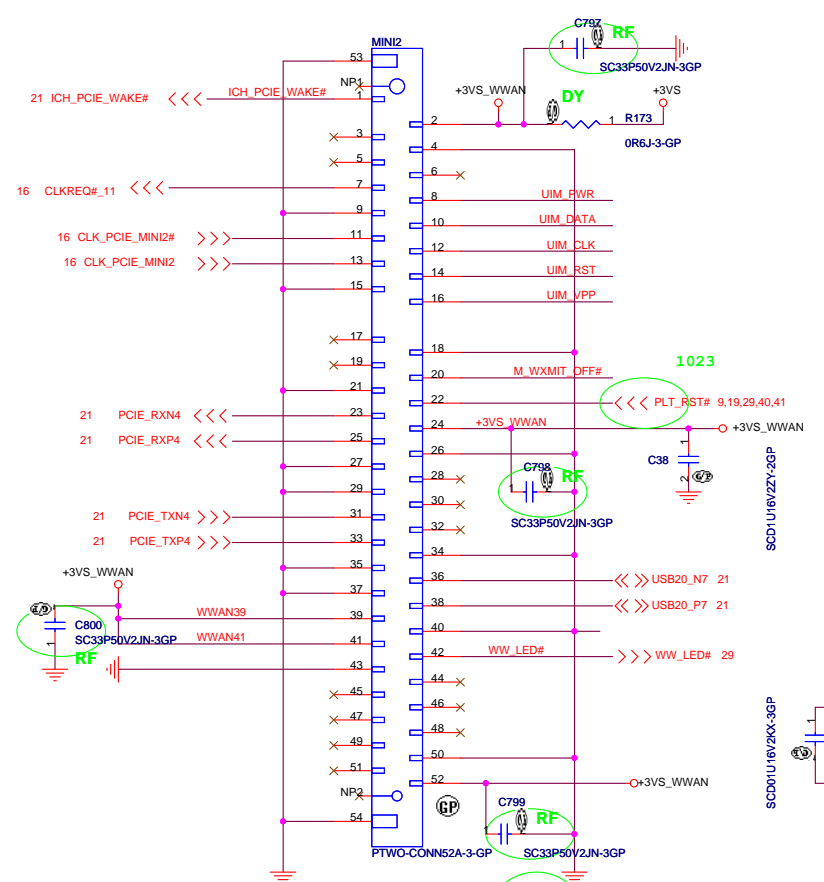
緯創資通 Wistron Corporation
21F, 88, Sec. 1, Hsin Tai Wu Rd., Hsichin, Taipei Hsien 221, Taiwan, R.O.C.

Title: **HDD /Level Shfit**

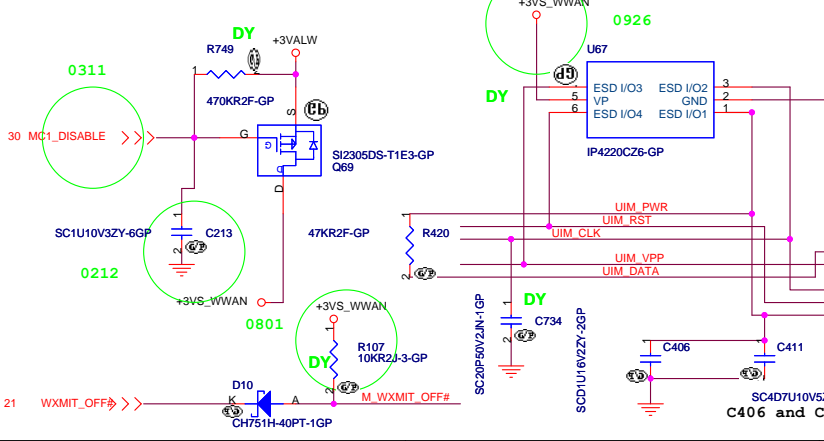
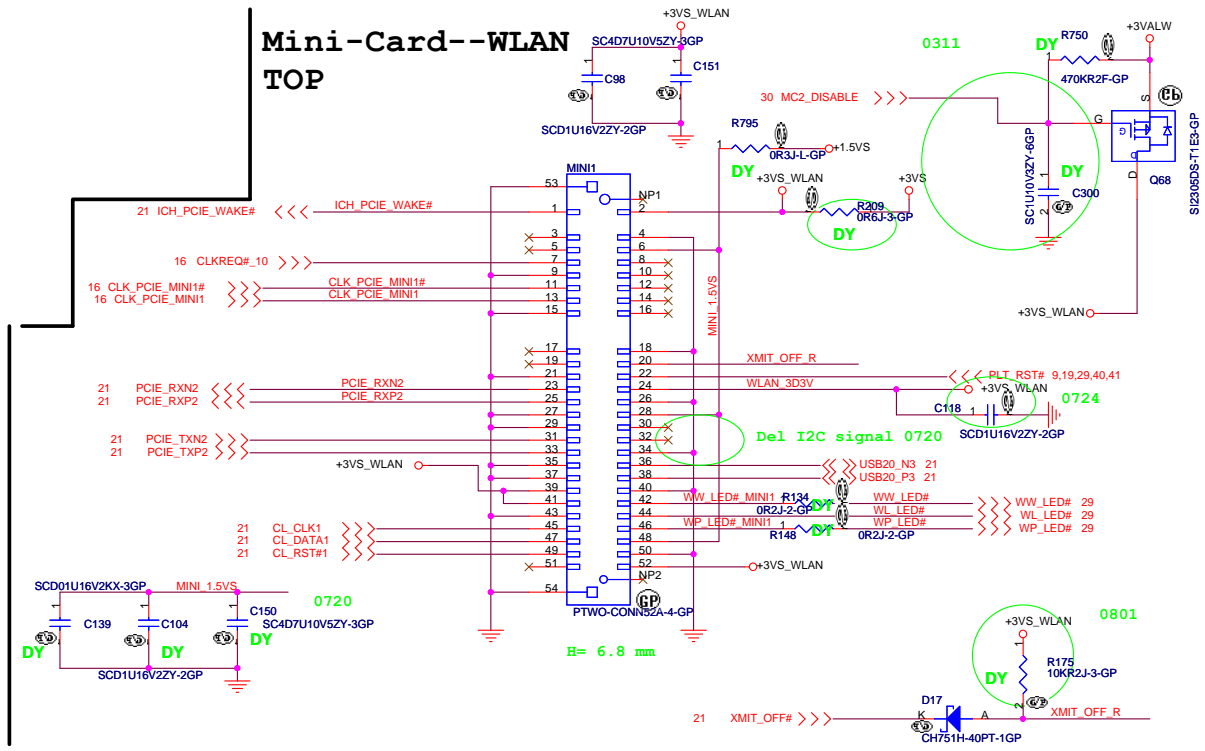
Size A3 Document Number **KARIA** Rev **SC**

Date: Thursday, May 22, 2008 Sheet 24 of 53

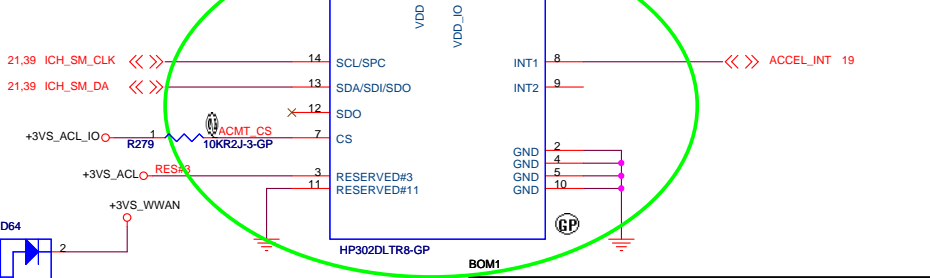
Mini-Card--WWAN Bottom



Mini-Card--WLAN TOP



ACCELEROMETER

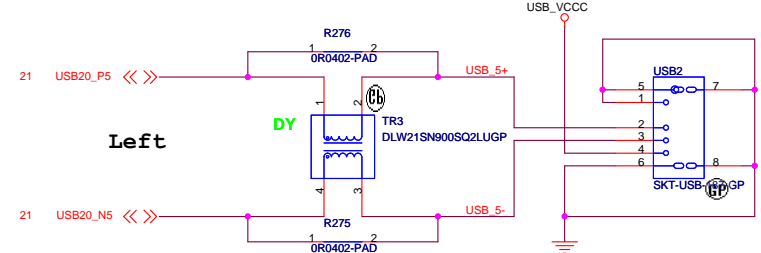
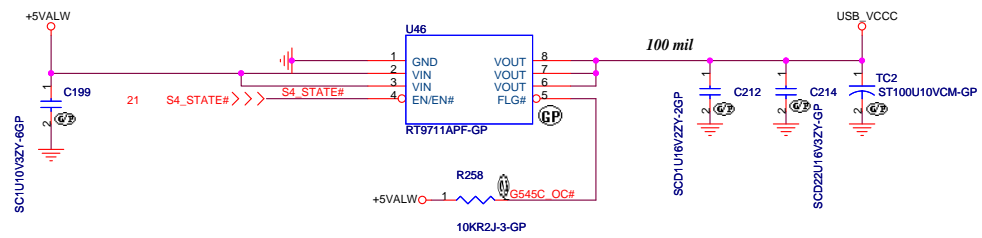
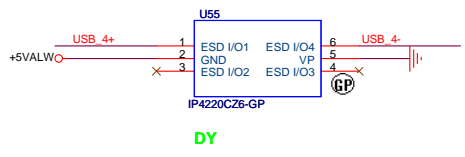
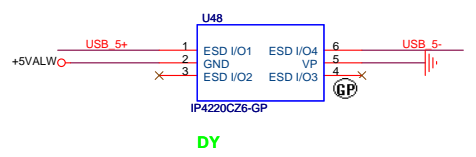
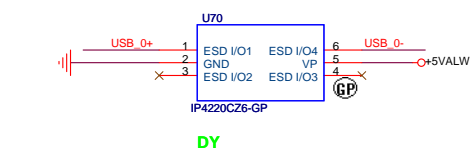
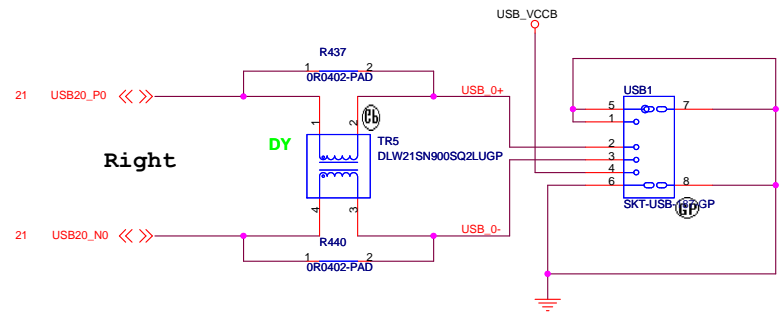
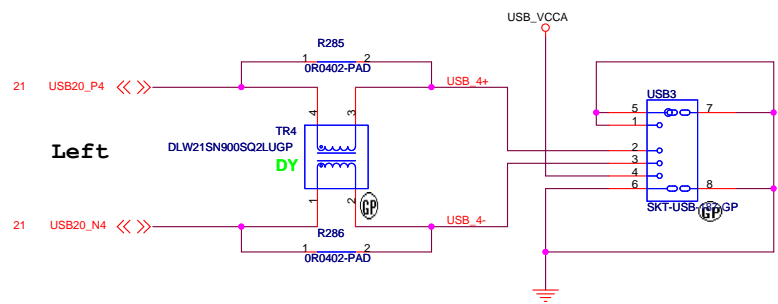
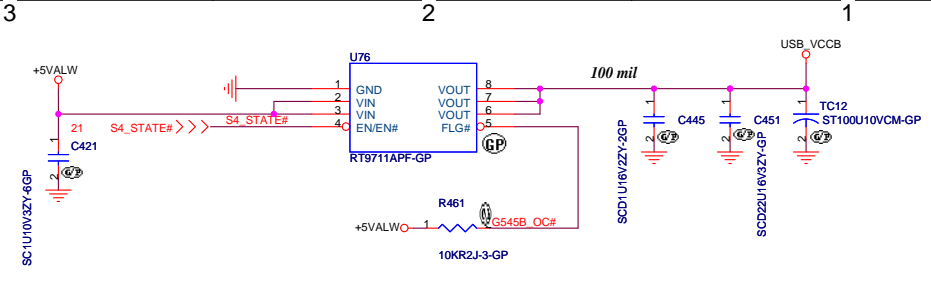
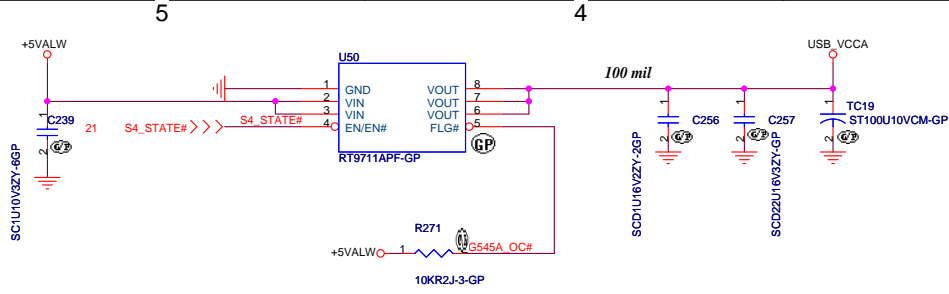


緯創資通 Wistron Corporation
21F, 88, Sec.1, Hsin Tai Wu Rd., Hsichih, Taipei Hsien 221, Taiwan, R.O.C.

Title: **Mini-Card/Accelerometer**

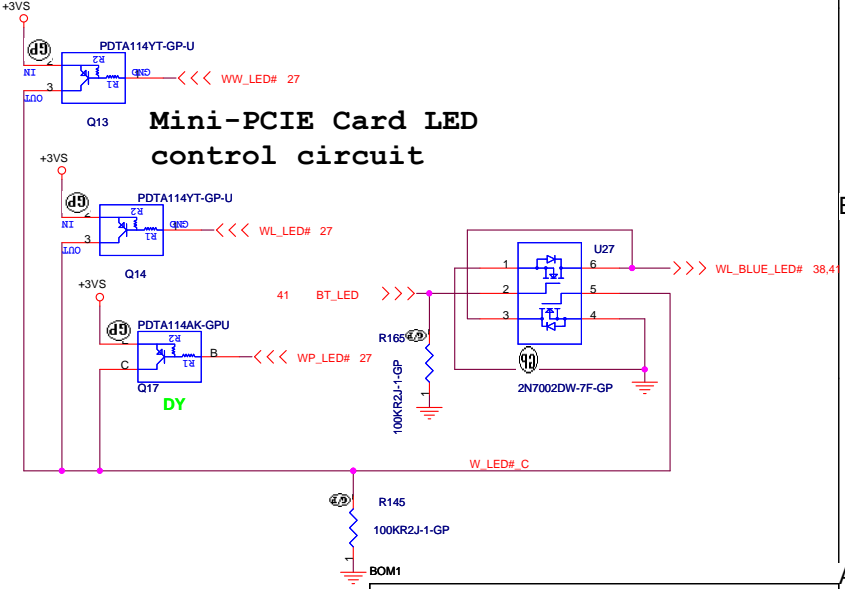
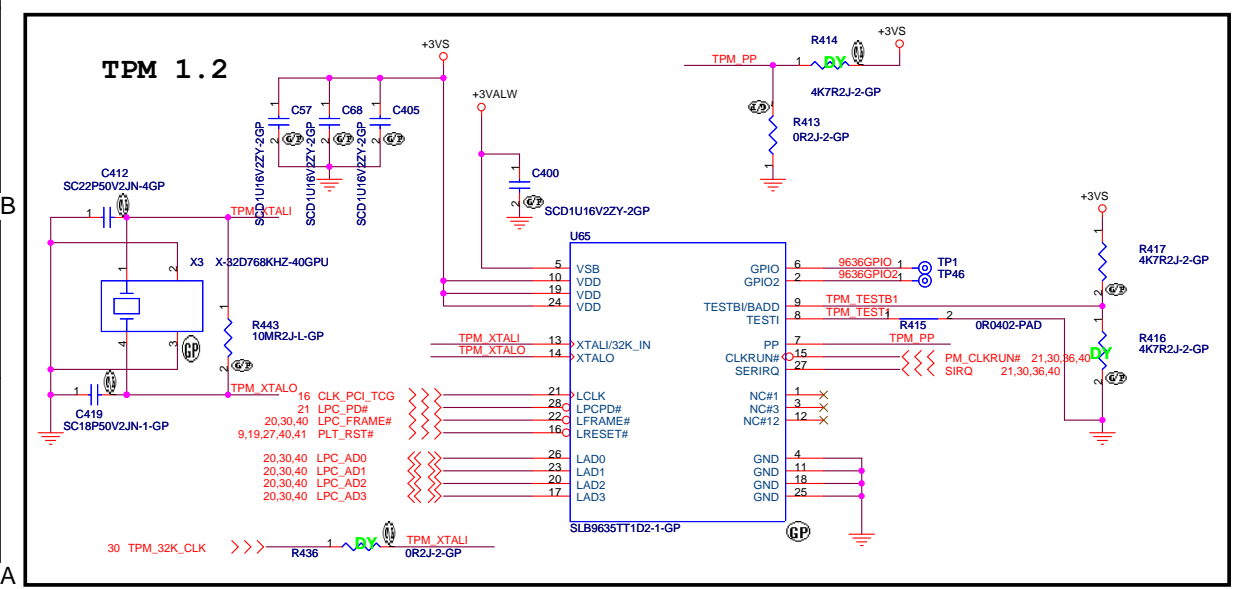
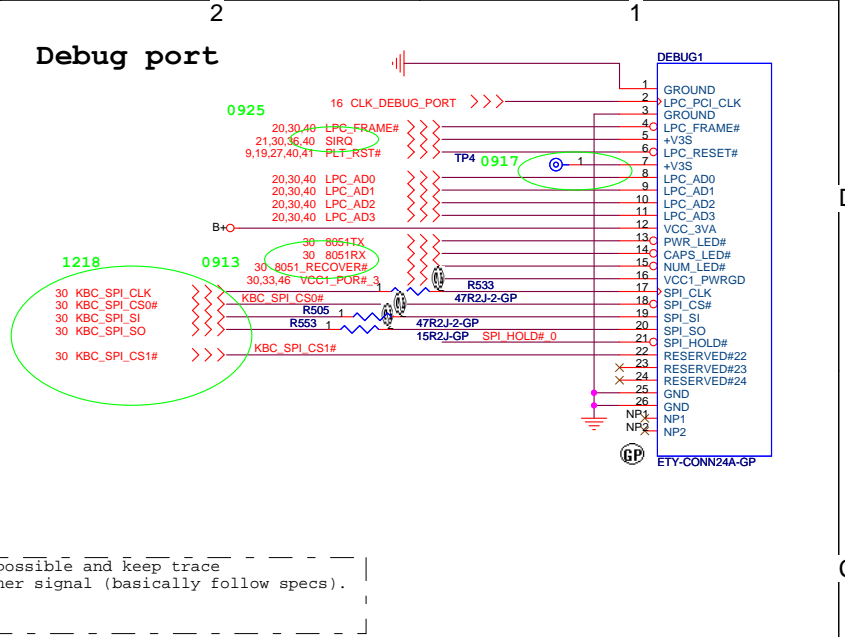
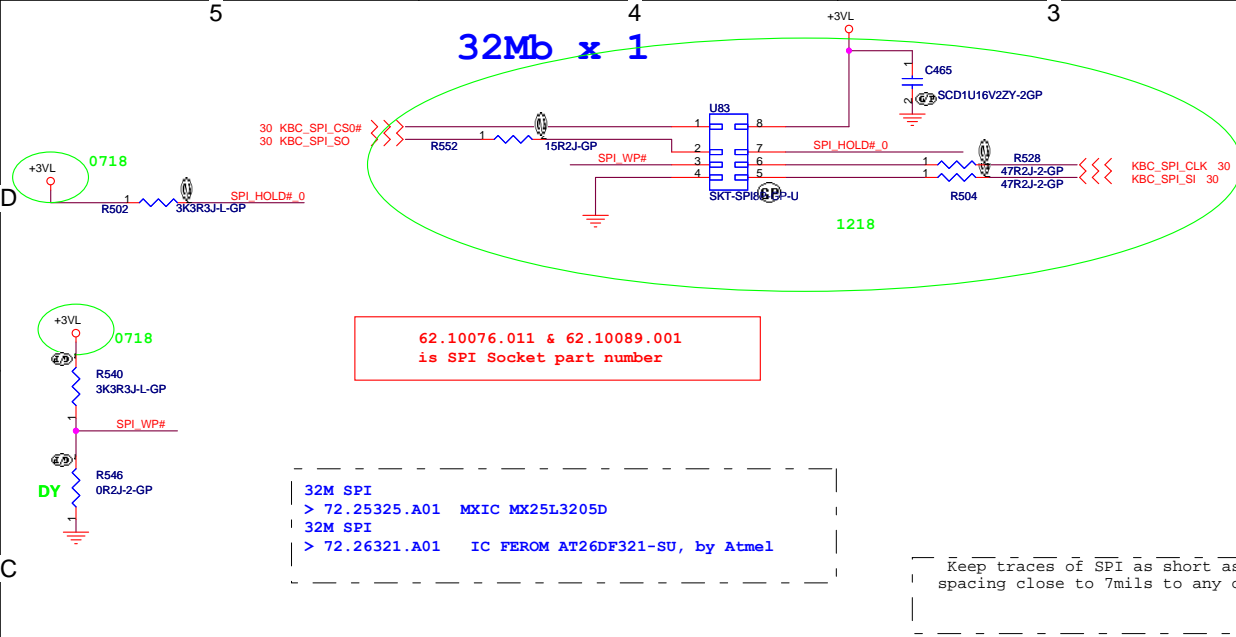
Size A3 Document Number: **KARIA** Rev: **SC**

Date: Wednesday, May 21, 2008 Sheet 27 of 53

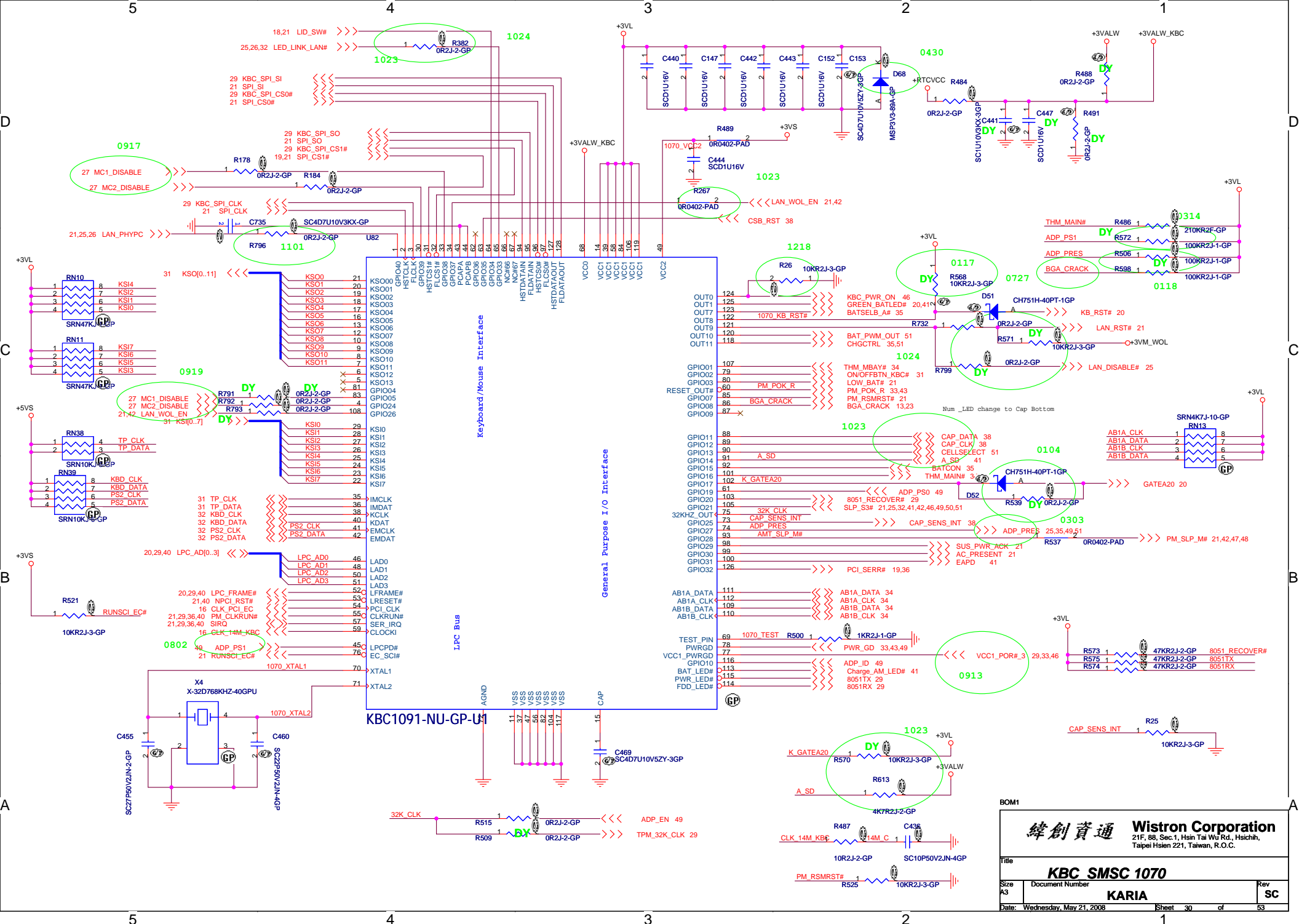


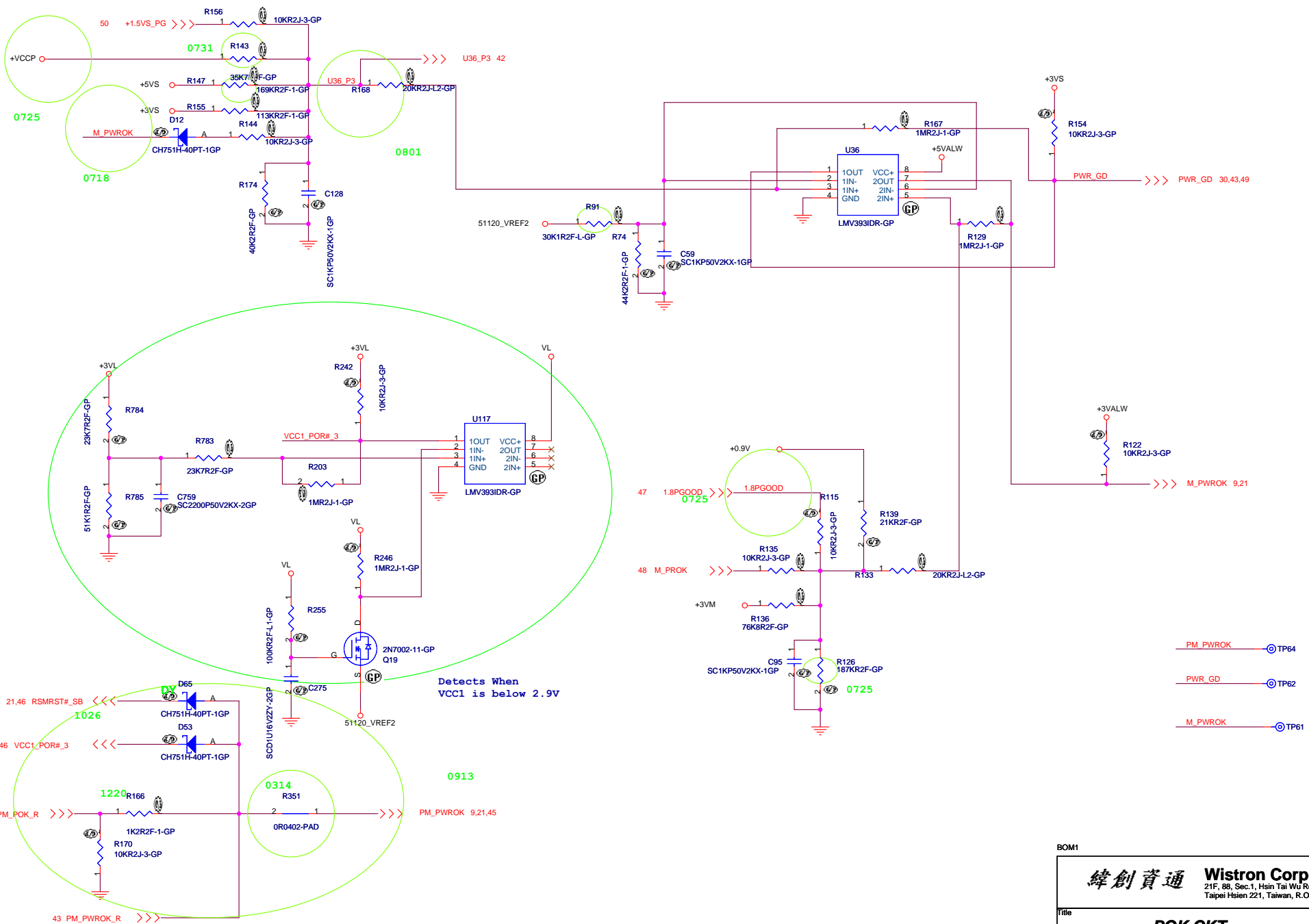
BOM1

緯創資通 Wistron Corporation	
21F, 88, Sec. 1, Hsin Tai Wu Rd., Hsichin, Taipei Hsien 221, Taiwan, R.O.C.	
USB Connector	
Title	Rev SC
Size A3	Document Number KARIA
Date: Friday, May 02, 2008	Sheet 28 of 53



緯創資通		Wistron Corporation	
21F, 88, Sec 1, Hsin Tai Wu Rd., Hsichin, Taipei Hsien 221, Taiwan, R.O.C.			
Title			
TPM/BIOS/24 DEBUG PORT			
Size	Document Number	KARIA	Rev SC
Date: Thursday, May 15, 2008		Sheet 29	of 53

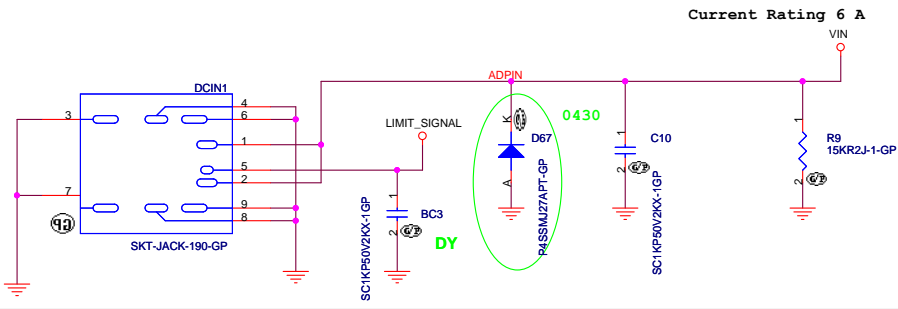




BOM1

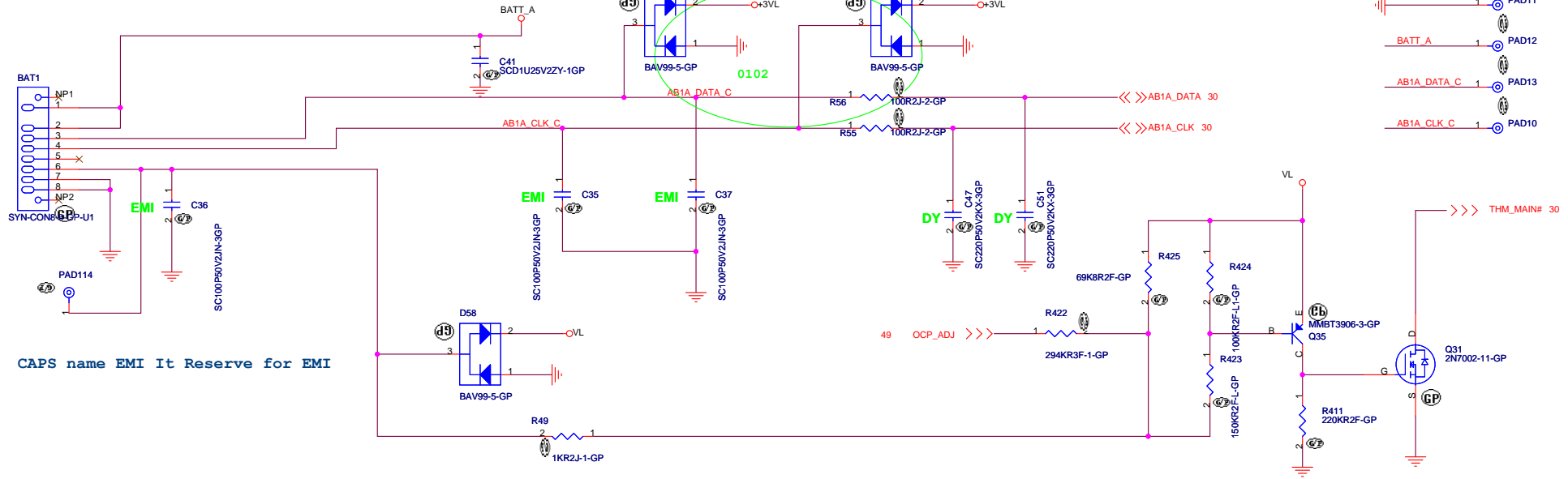
緯創資通 Wistron Corporation 21F, 88, Sec.1, Hsin Tai Wu Rd., Hsichih, Taipei Hsien 221, Taiwan, R.O.C.		
Title: POK CKT		
Size: A3	Document Number: KARIA	Rev: SC
Date: Friday, May 02, 2008	Sheet: 33	of: 53

Adaptor in to generate DCBATOUT



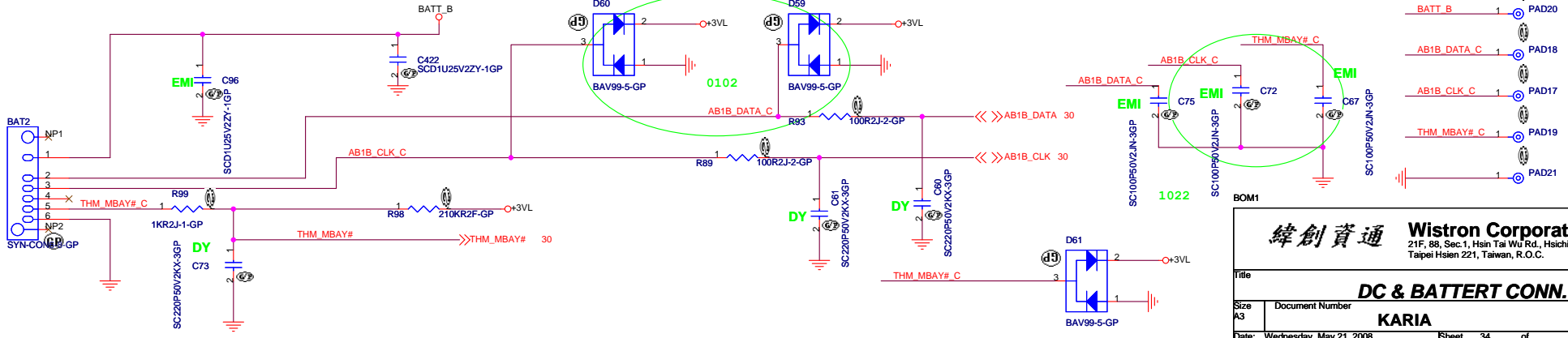
MAIN BATTERY CONNECTOR

Current Rating 6 A



BAY BATTERY CONNECTOR

Current Rating 6 A

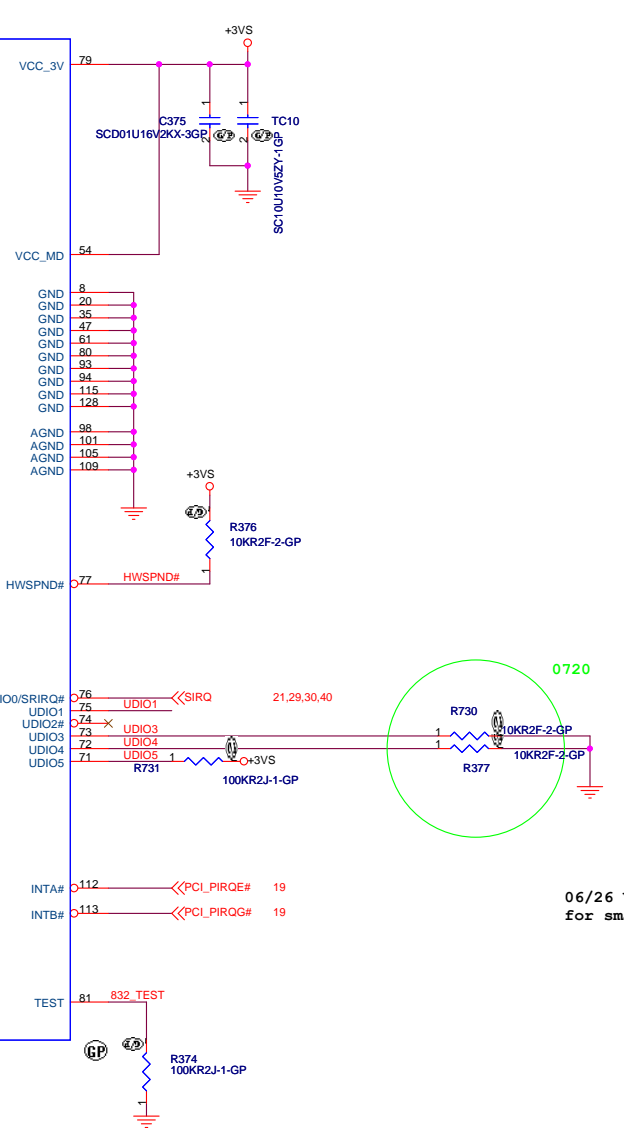
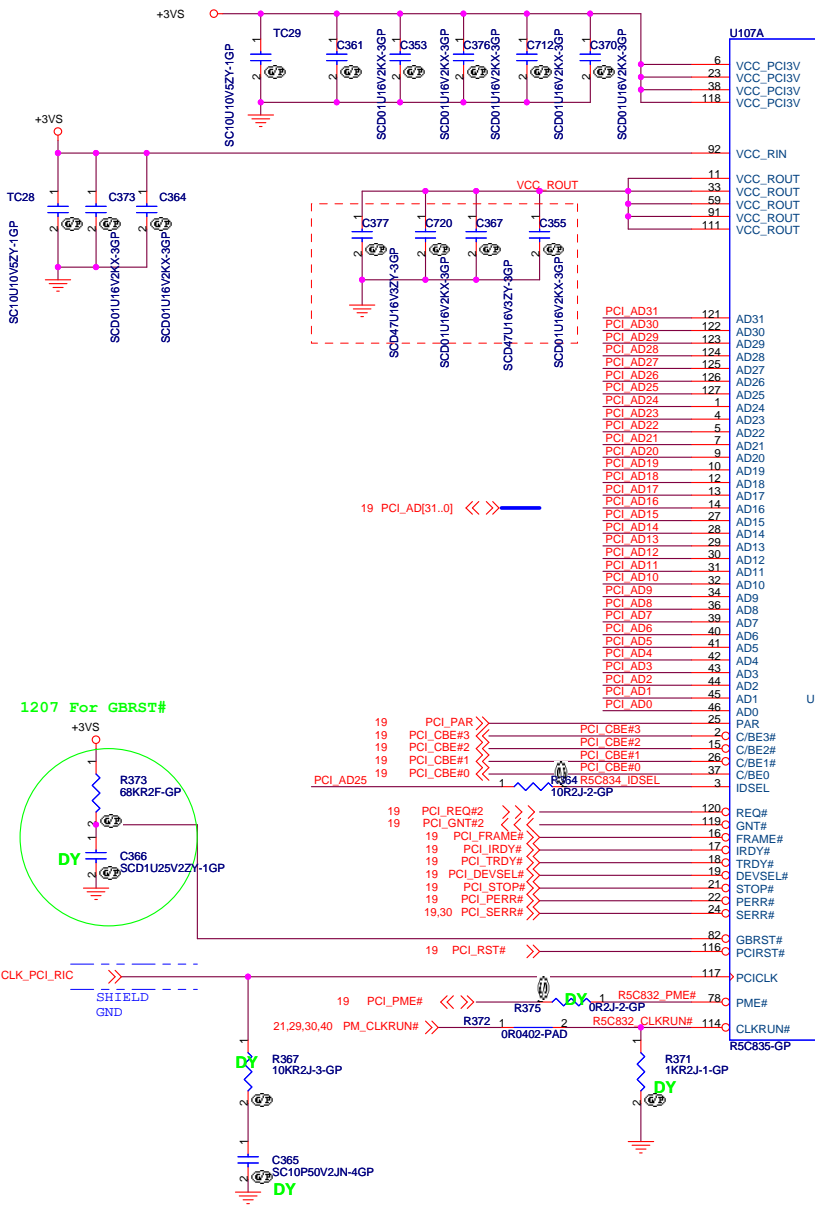


緯創資通 Wistron Corporation
 21F, 88, Sec.1, Hsin Tai Wu Rd., Hsichin, Taipei Hsien 221, Taiwan, R.O.C.

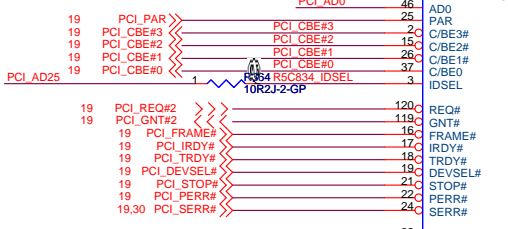
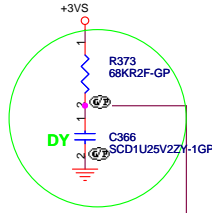
DC & BATTERY CONN.

Size A3 Document Number **KARIA** Rev **SC**

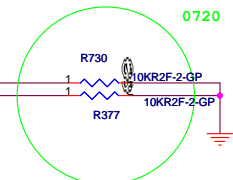
Date: Wednesday, May 21, 2008 Sheet 34 of 53



1207 For GBRST#

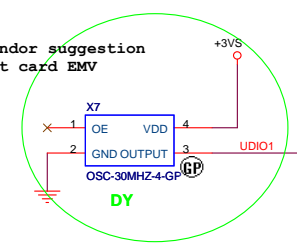


0720



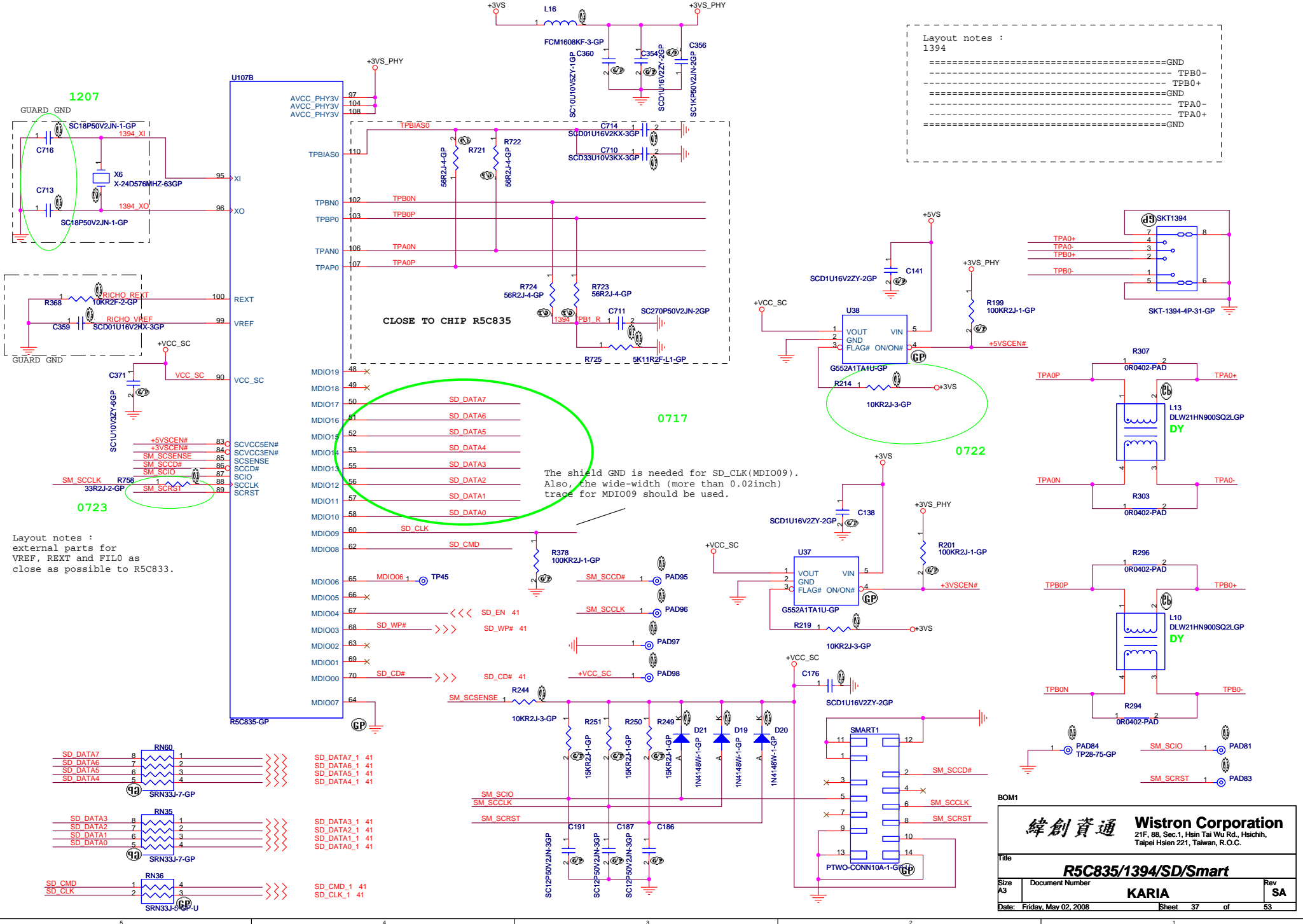
0720

06/26 Vendor suggestion for smart card EMV



BOM1

緯創資通		Wistron Corporation	
		21F, 88, Sec.1, Hsin Tai Wu Rd., Hsichih, Taipei Hsien 221, Taiwan, R.O.C.	
Title			
R5C835/PCI			
Size A3	Document Number	KARIA	Rev SC
Date: Friday, May 02, 2008	Sheet	36	of 53



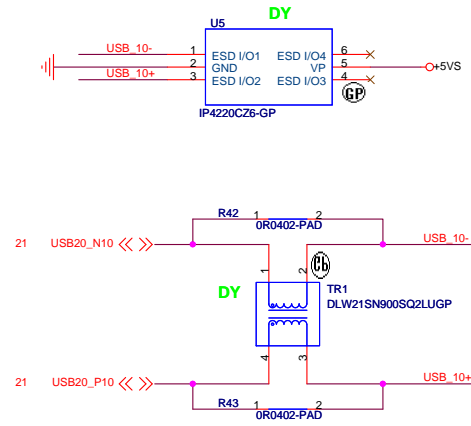
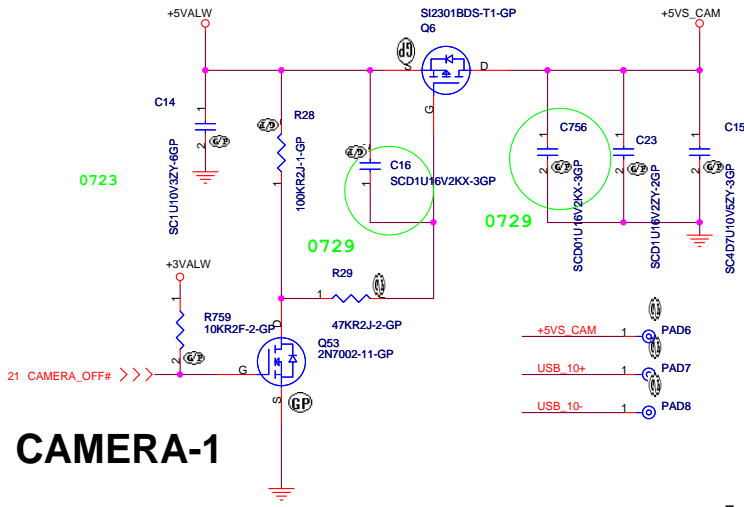
Layout notes :
 1394
 =====GND
 ----- TPB0-
 ----- TPB0+
 =====GND
 ----- TPA0-
 ----- TPA0+
 =====GND

Layout notes :
 external parts for
 VREF, REXT and FIL0 as
 close as possible to R5C833.

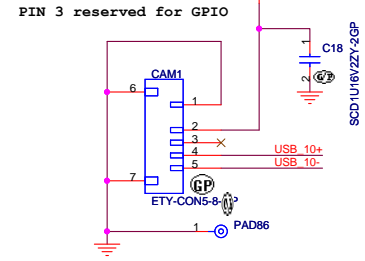
The shield GND is needed for SD_CLK(MDIO09).
 Also, the wide-width (more than 0.02inch)
 trace for MDIO09 should be used.

BOM1		Wistron Corporation 21F, 88, Sec.1, Hsin Tai Wu Rd., Hsichih, Taipei Hsien 221, Taiwan, R.O.C.	
Title: R5C835/1394/SD/Smart			
Size: A3	Document Number:	KARIA	Rev: SA
Date: Friday, May 02, 2008	Sheet: 37	of 53	

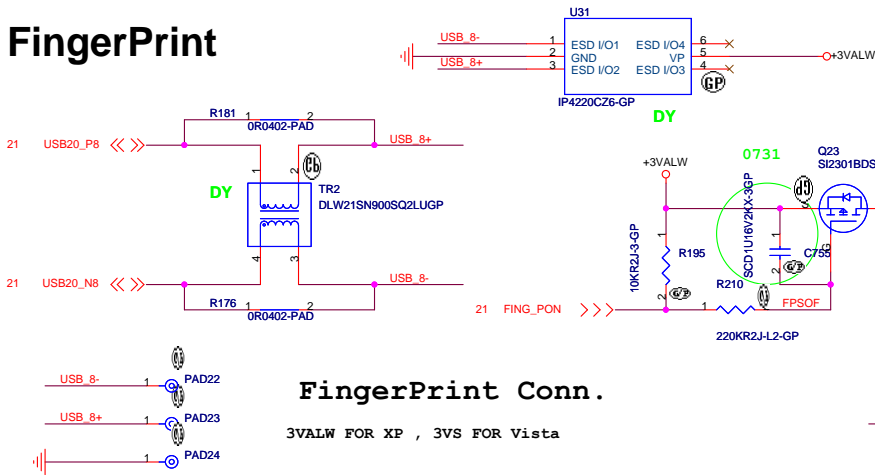
CAMERA-1



CAMERA-1 Conn.

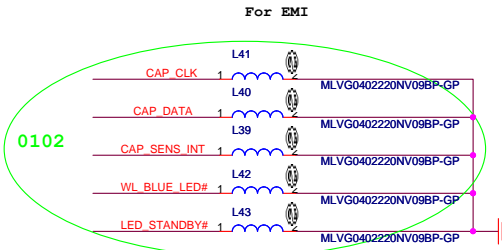


FingerPrint

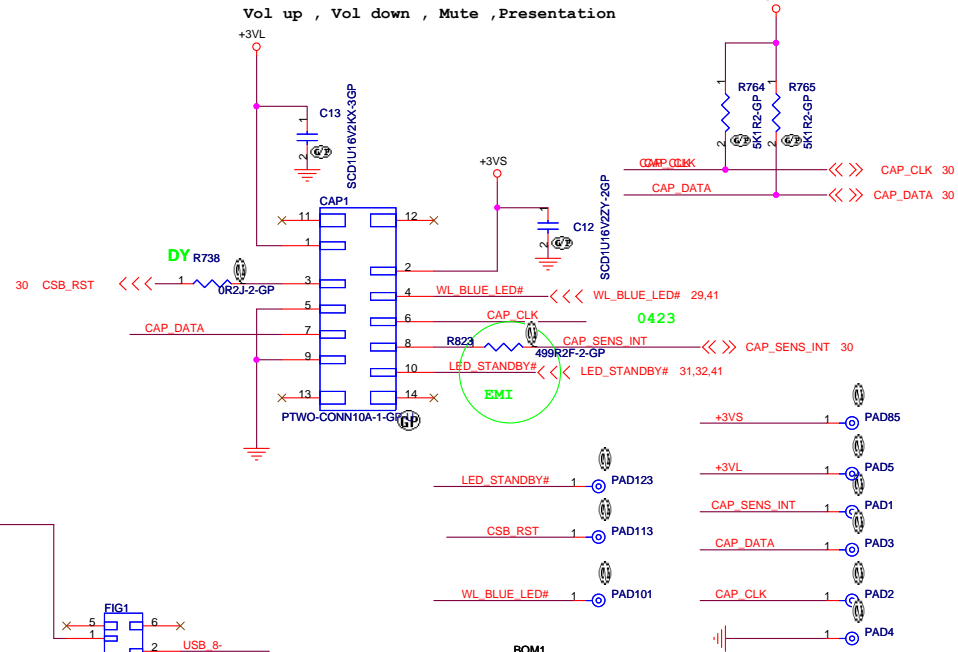


FingerPrint Conn.

3VALW FOR XP , 3VS FOR Vista

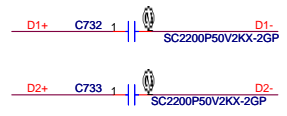
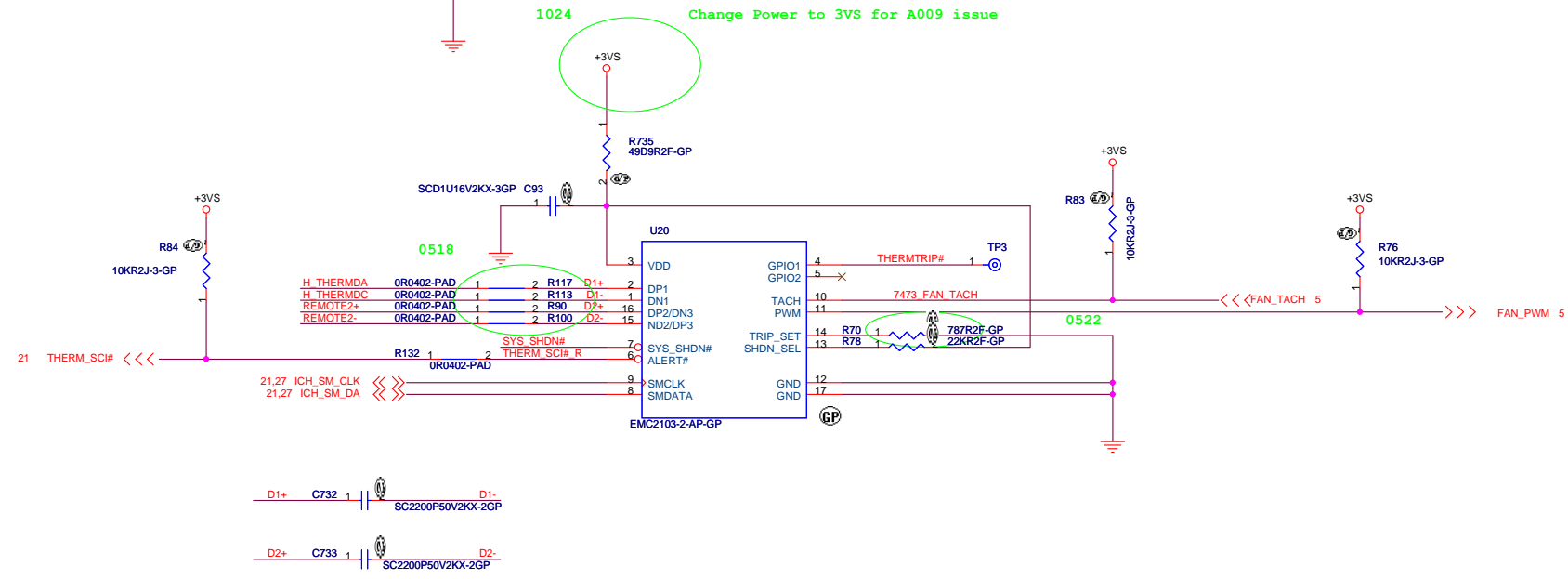
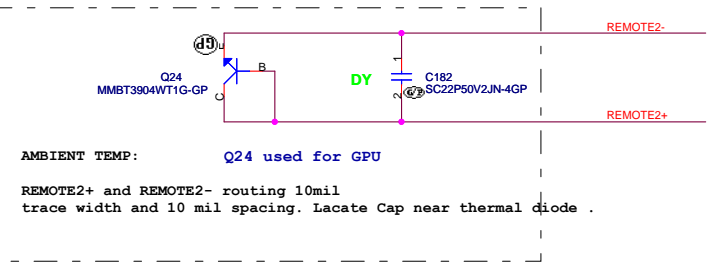
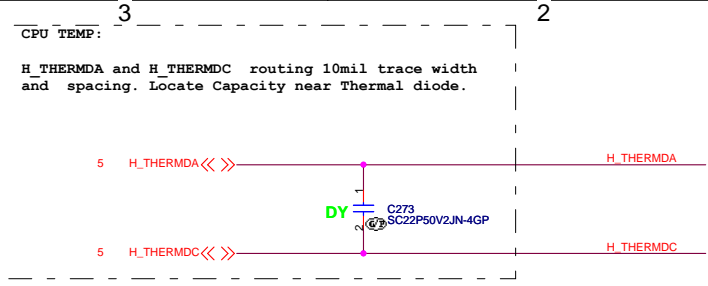
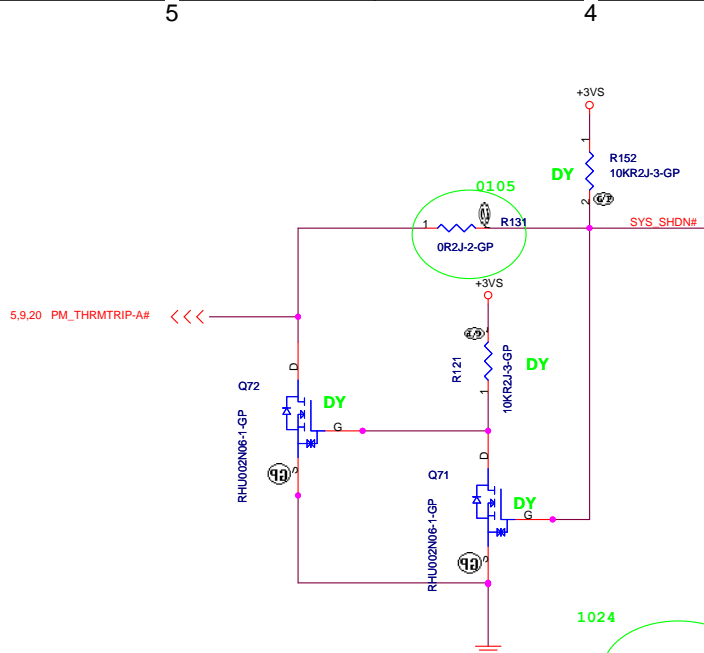


SYSTEM CAPACITY BOARD.



BOM1

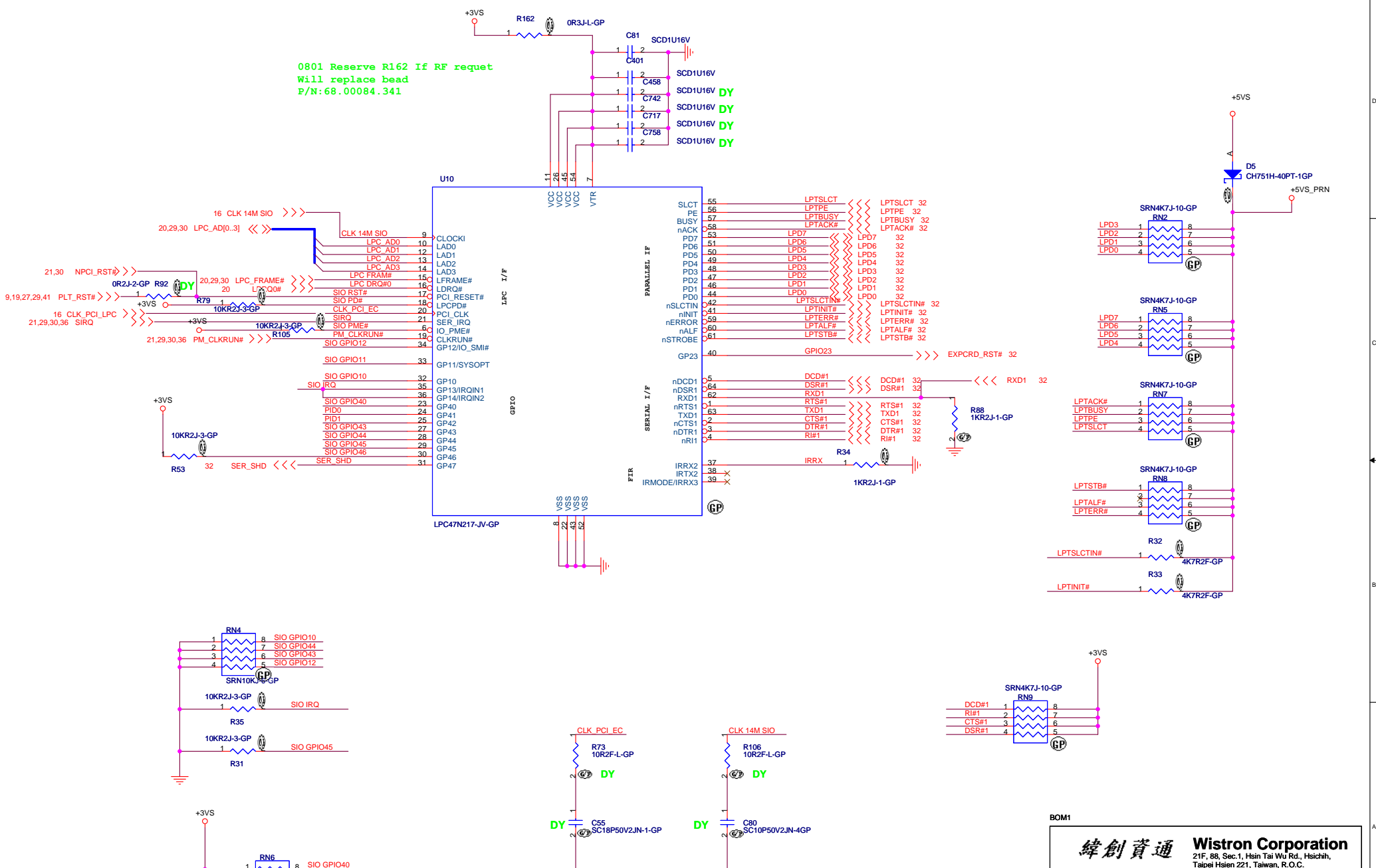
Title		緯創資通 Wistron Corporation	
Size A3		21F, 88, Sec 1, Hsin Tai Wu Rd., Hsichin, Taipei Hsien 221, Taiwan, R.O.C.	
Document Number		Camera/W-COM	
Date: Friday, May 02, 2008	Sheet 38 of 53	KARIA	Rev SC



BOM1

緯創資通		Wistron Corporation	
		21F, 88, Sec.1, Hsin Tai Wu Rd., Hsichin, Taipei Hsien 221, Taiwan, R.O.C.	
Title			
SMSC2103 Thermal Sensor			
Size	Document Number		Rev
A3		KARIA	SC
Date: Thursday, May 22, 2008		Sheet 39	of 53

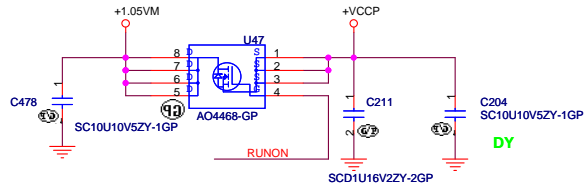
0801 Reserve R162 If RF request
 Will replace bead
 P/N:68.00084.341



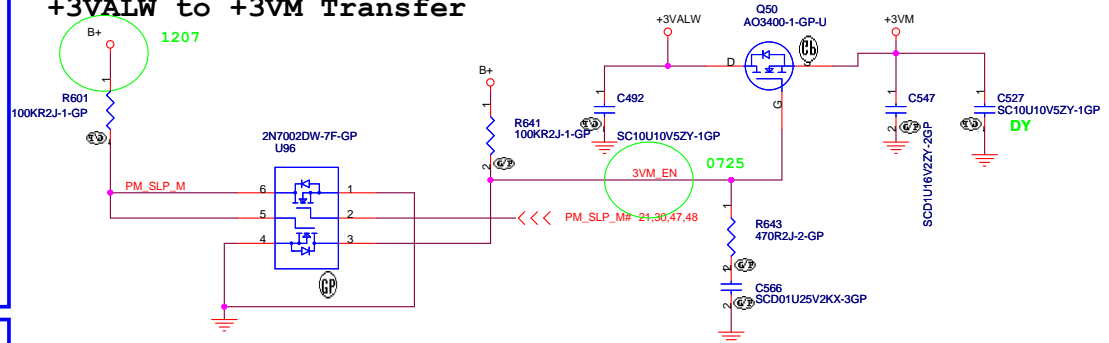
BOM1

Wistron Corporation 21F, 88, Sec.1, Hsin Tai Wu Rd., Hsichih, Taipei Hsien 221, Taiwan, R.O.C.	
Title LPC47N217	
Size A3	Document Number KARIA
Date: Friday, May 02, 2008	Sheet 40 of 53
Rev PV	

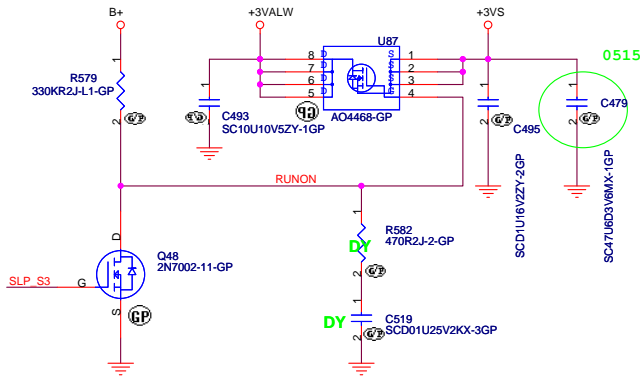
+1.05VM to +VCCP Transfer



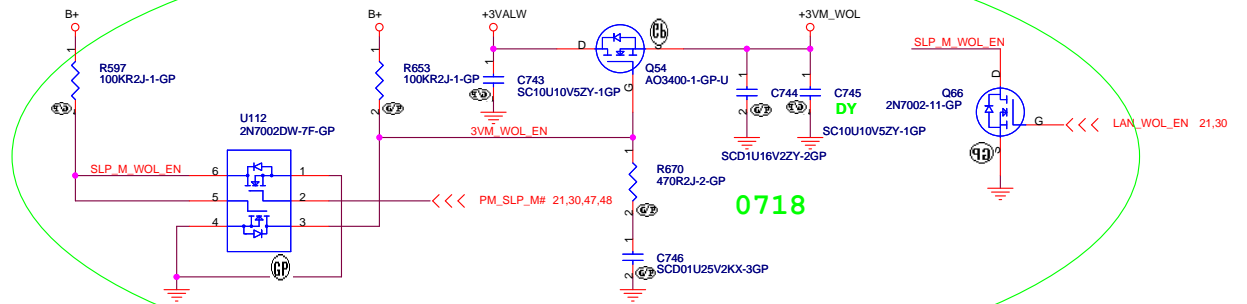
+3VALW to +3VM Transfer



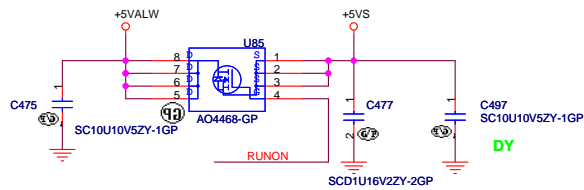
+3VALW to +3VS Transfer



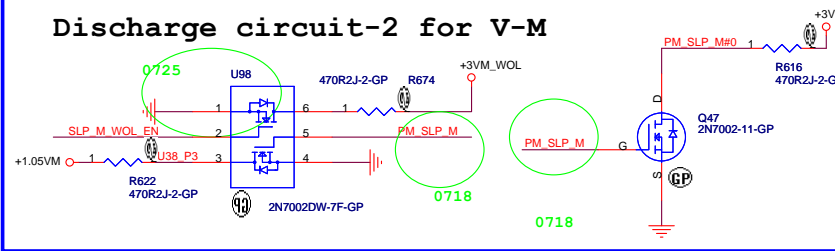
+3VALW to +3VM_WOL



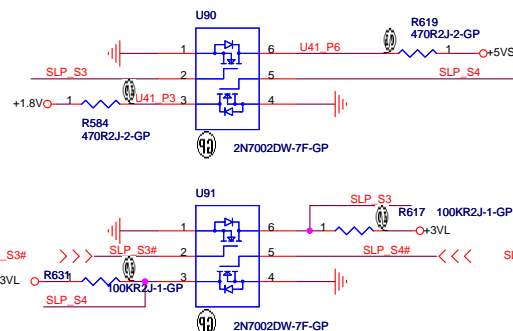
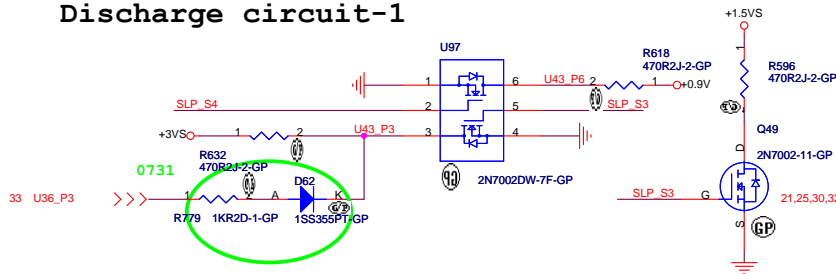
+5VALW to +5VS Transfer



Discharge circuit-2 for V-M



Discharge circuit-1

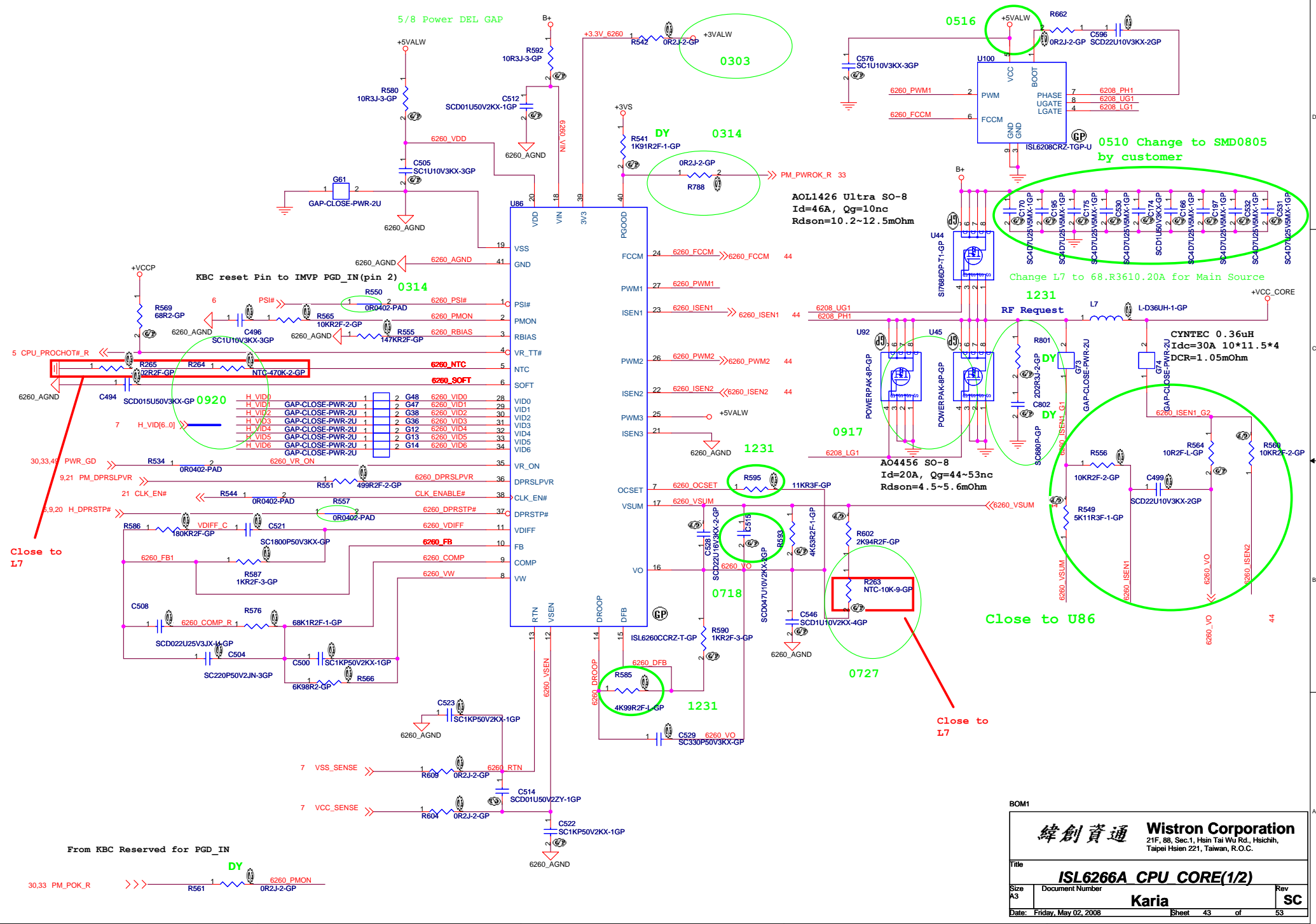


PM_SLP_M#	LAN_WOL_EN#	+3VM_WOL	+3VM	SYSTEM STATE
0	0	0V	0V	Moff / No WOL
0	1	3.3V	0V	Legacy WOL/ Moiff
1	0	3.3V	3.3V	M1
1	1	3.3V	3.3V	M1

BOM1

緯創資通 Wistron Corporation
21F, 88, Sec.1, Hsin Tai Wu Rd., Hsichih, Taipei Hsien 221, Taiwan, R.O.C.

Title	DC/DC Circuit		Rev
Size	Document Number	KARIA	SC
Date:	Thursday, May 15, 2008	Sheet 42	of 53



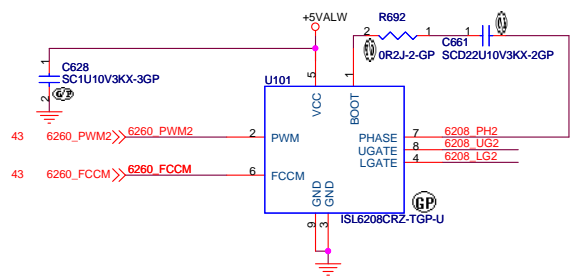
BOM1

緯創資通 **Wistron Corporation**
 21F, 88, Sec.1, Hsin Tai Wu Rd., Hsichih, Taipei Hsien 221, Taiwan, R.O.C.

Title: **ISL6266A CPU CORE(1/2)**

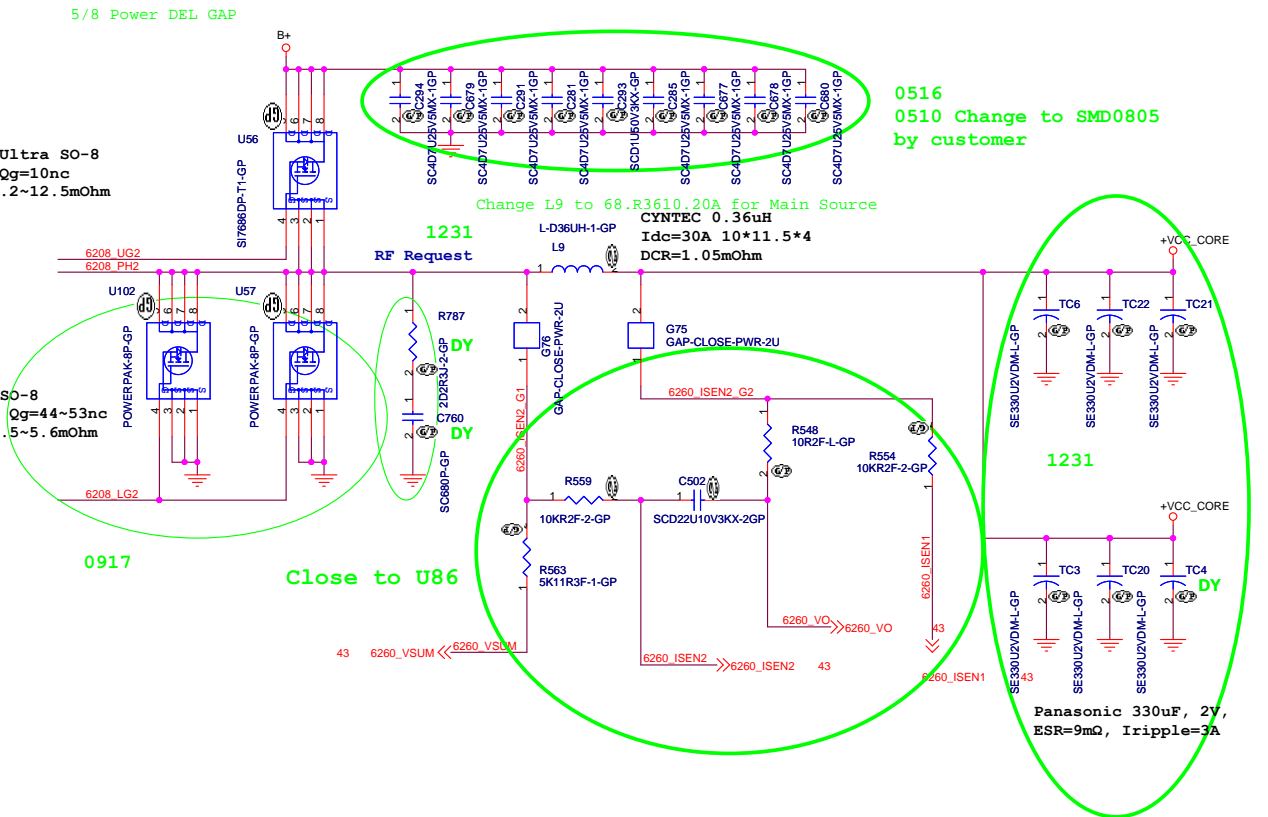
Size A3 Document Number **Karia** Rev **SC**

Date: Friday, May 02, 2008 Sheet 43 of 53

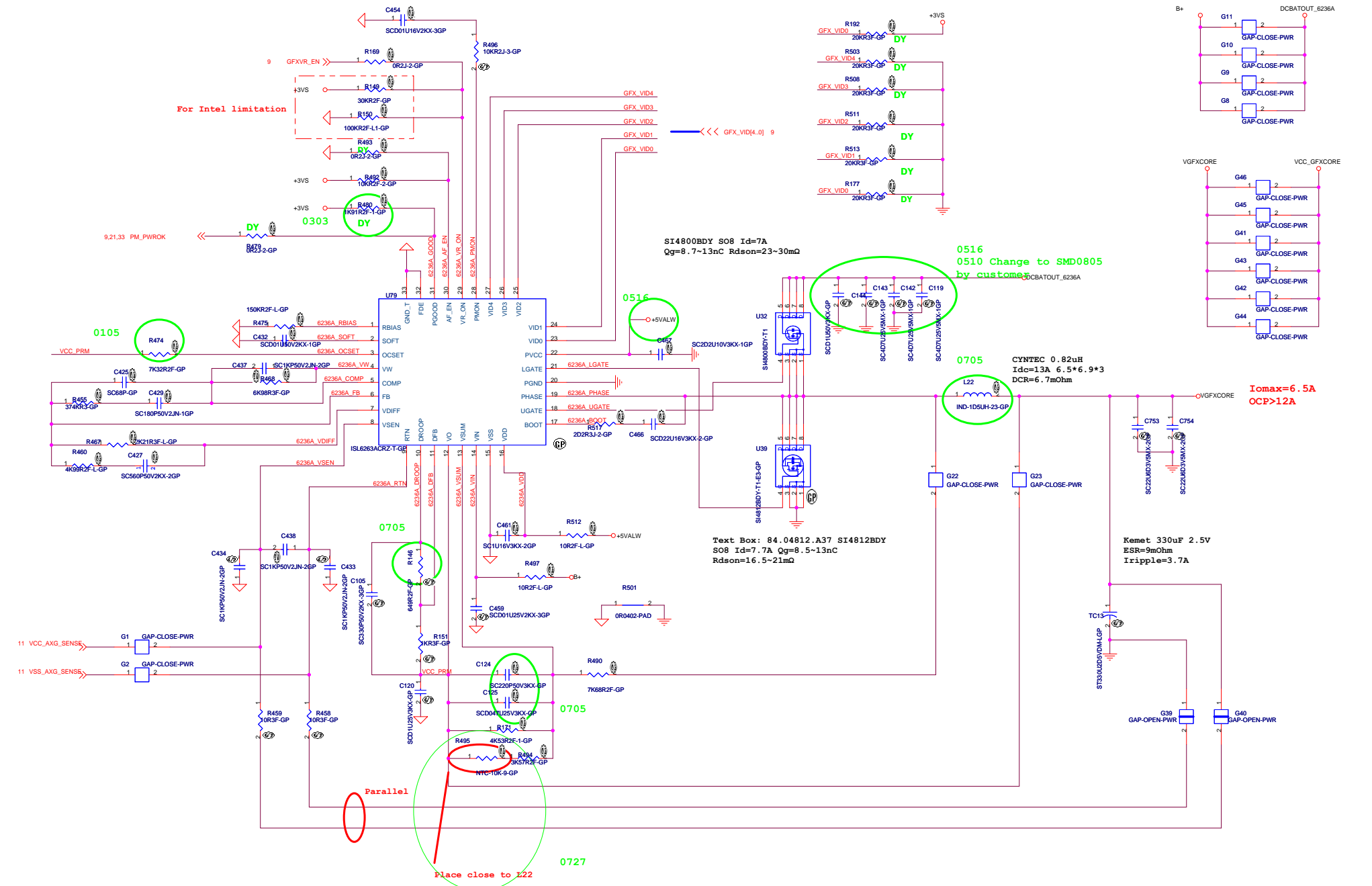


AOL1426 Ultra SO-8
Id=46A, Qg=10nc
Rdson=10.2~12.5mOhm

AO4456 SO-8
Id=20A, Qg=44~53nc
Rdson=4.5~5.6mOhm



BOM1			
緯創資通		Wistron Corporation	
21F, 88, Sec.1, Hsin Tai Wu Rd., Hsichih, Taipei Hsien 221, Taiwan, R.O.C.			
Title ISL6266A CPU CORE(2/2)			
Size A3	Document Number	Karia	Rev SC
Date: Friday, May 02, 2008	Sheet 44	of	53



SI4800BDY SO8 Id=7A
Qg=8.7-13nC Rds(on)=23-30mΩ

Text Box: 84.04812.A37 SI4812BDY
SO8 Id=7.7A Qg=8.5-13nC
Rds(on)=16.5-21mΩ

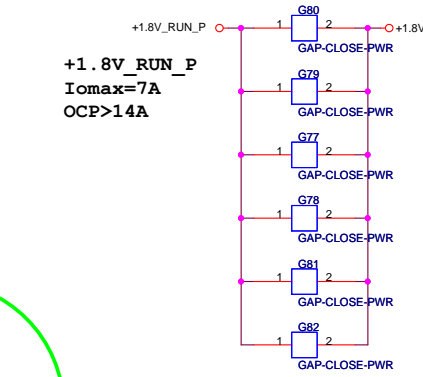
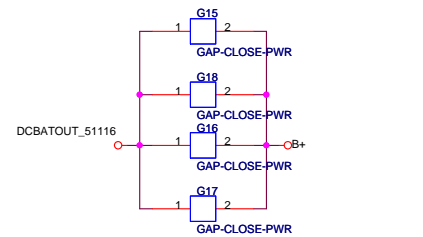
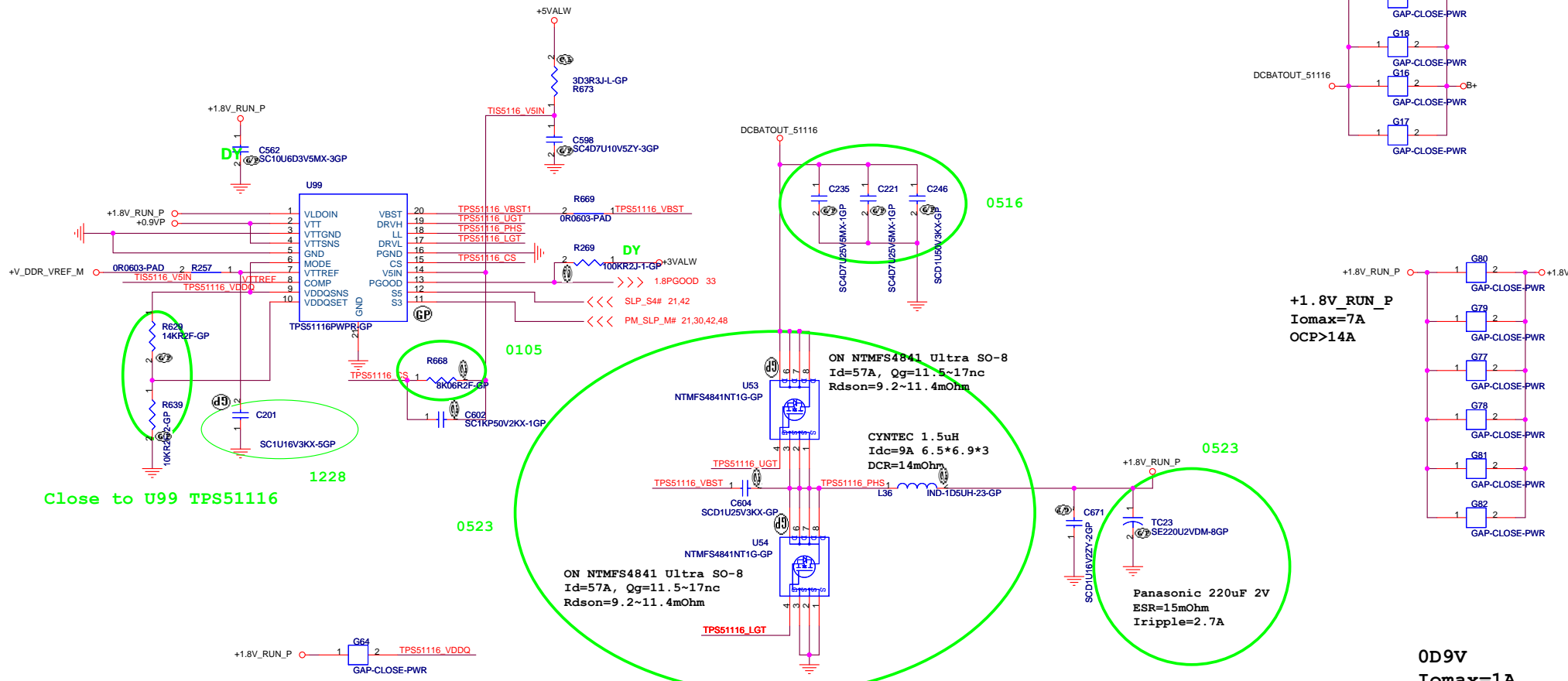
CYNTREC 0.82uH
Idc=13A 6.5*6.9*3
DCR=6.7mOhm

Kemet 330uF 2.5V
ESR=9mOhm
Iripple=3.7A

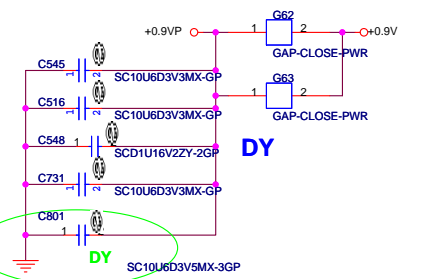
BOM1		Wistron Corporation	
217, 88, Sec. 1, Hsin Tai Wu Rd., Hsinchu, Taipei Hsin 221, Taiwan, R.O.C.			
File: ISL6263A GFX CORE			
Rev	Document Number	Karia	Rev SC
Date: Thursday, May 22, 2008	Sheet 45 of 53		

<https://Dr-Bios.com>

TI TPS51116 for 1D8V and 0D9V



0D9V
I_{omax}=1A



State	S3	S5	VDDR	VTTREF	VTT
S0	Hi	Hi	On	On	On
S3	Lo	Hi	On	On	Off (Hi-Z)
S4/S5	Lo	Lo	Off	Off	Off

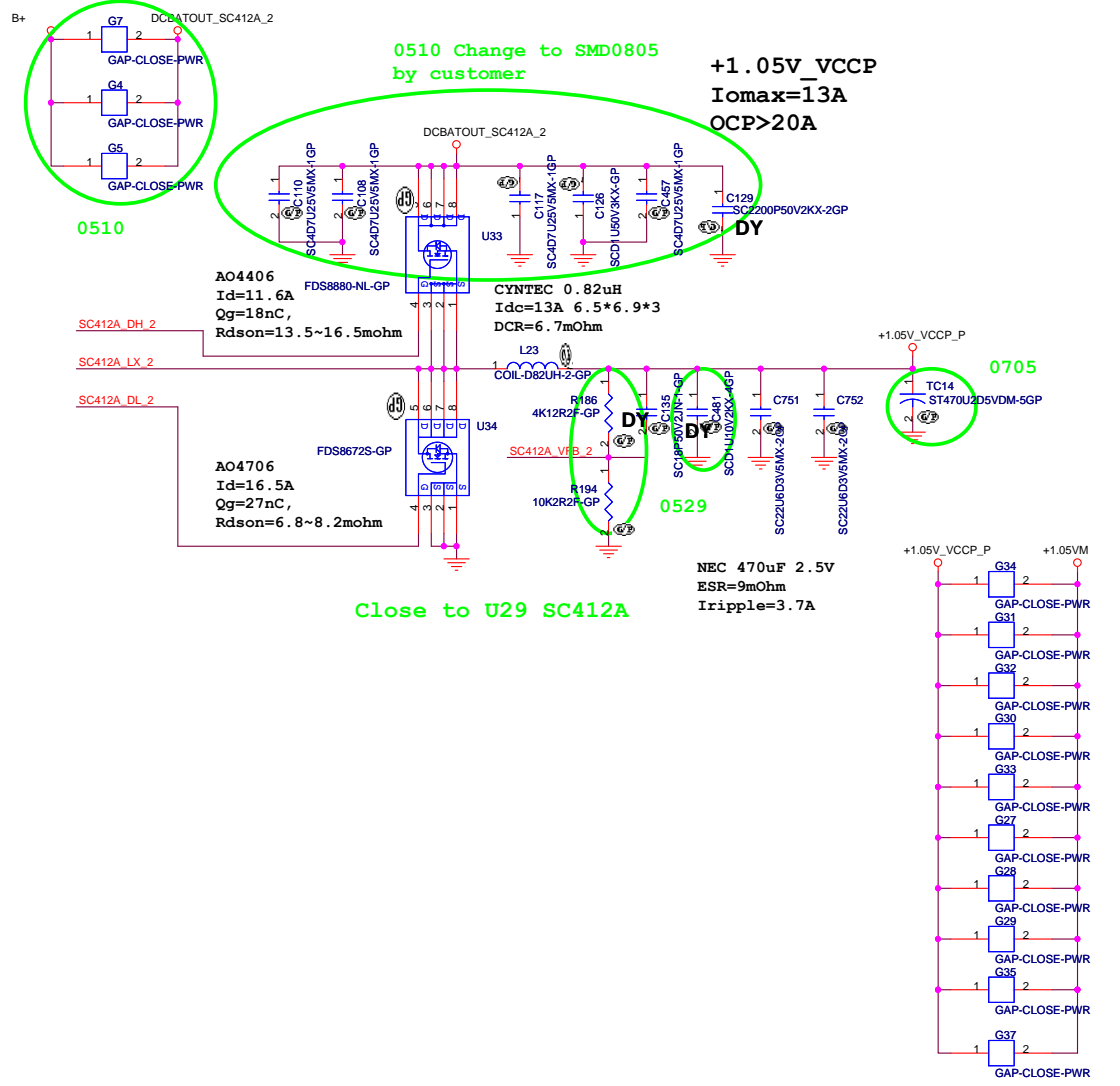
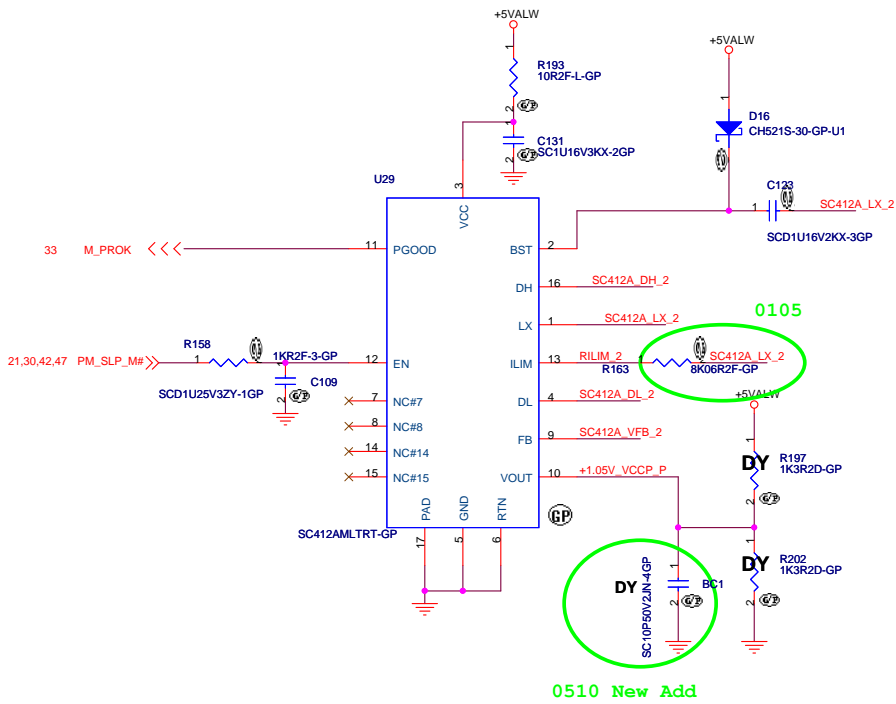
BOM1

緯創資通 Wistron Corporation
21F, 88, Sec.1, Hsin Tai Wu Rd., Hsichih, Taipei Hsien 221, Taiwan, R.O.C.

Title: **TPS51116 1D8V/0D9V**

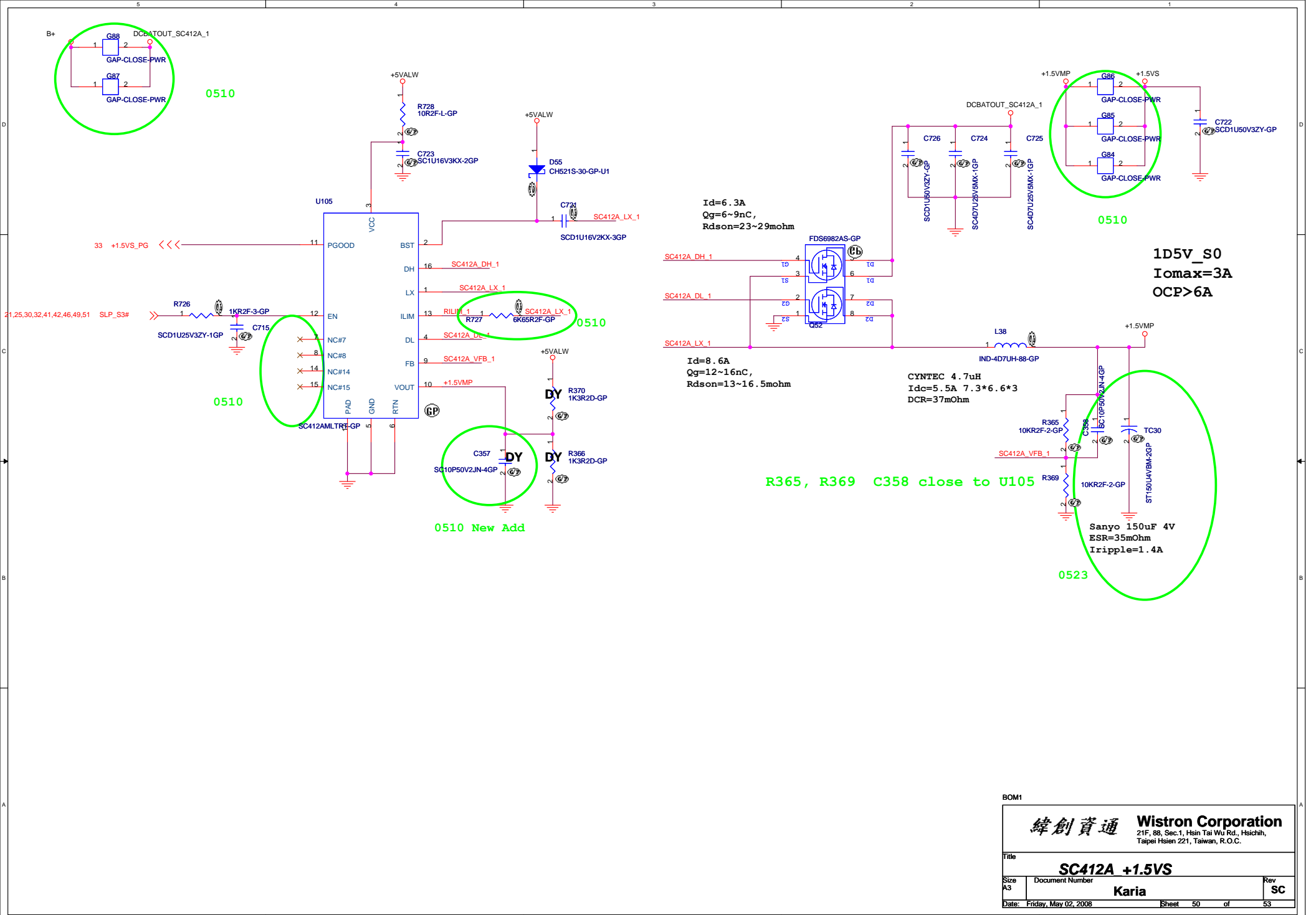
Size A3 Document Number **Karia** Rev **SC**

Date: Friday, May 02, 2008 Sheet 47 of 53

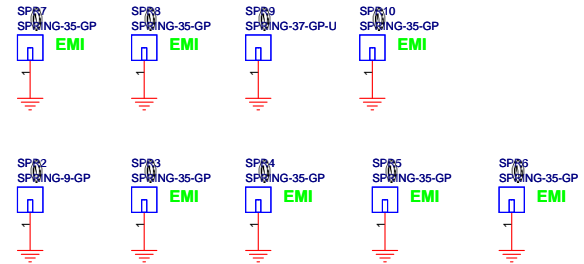
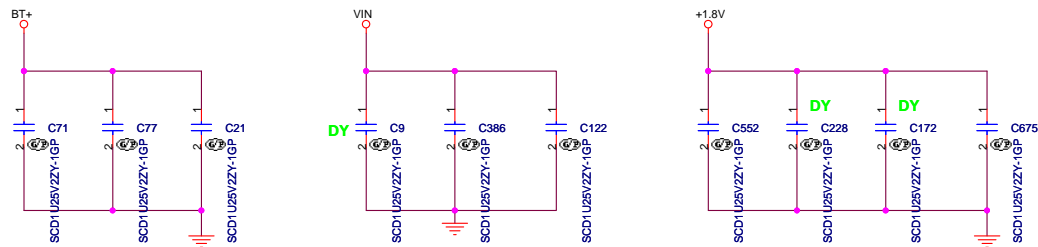
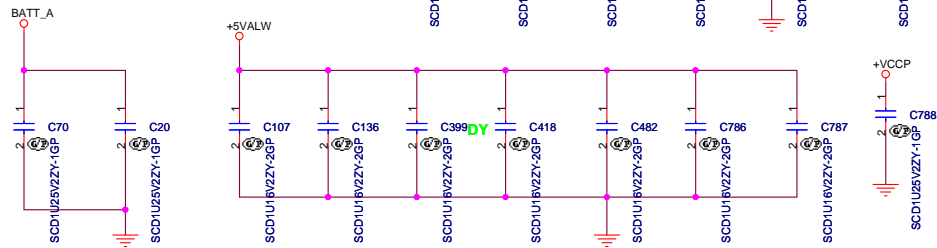
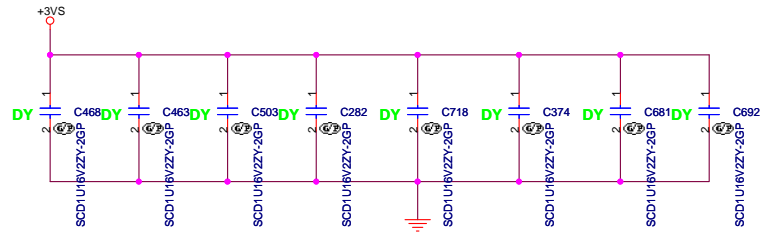
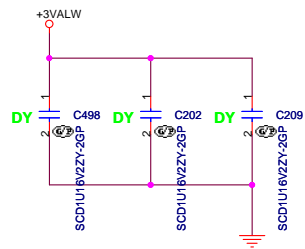
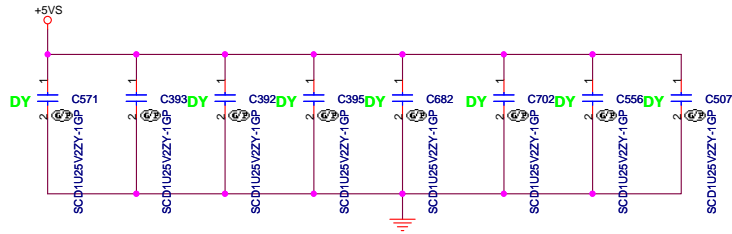
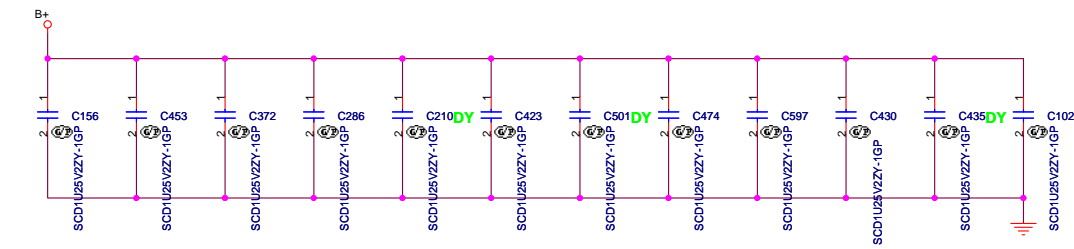


BOM1

緯創資通 Wistron Corporation	
21F, 88, Sec.1, Hsin Tai Wu Rd., Hsichih, Taipei Hsien 221, Taiwan, R.O.C.	
SC412A +1.05VM	
Size A3	Document Number
Date: Friday, May 02, 2008	Sheet 48 of 53
Karia	
Rev	SC



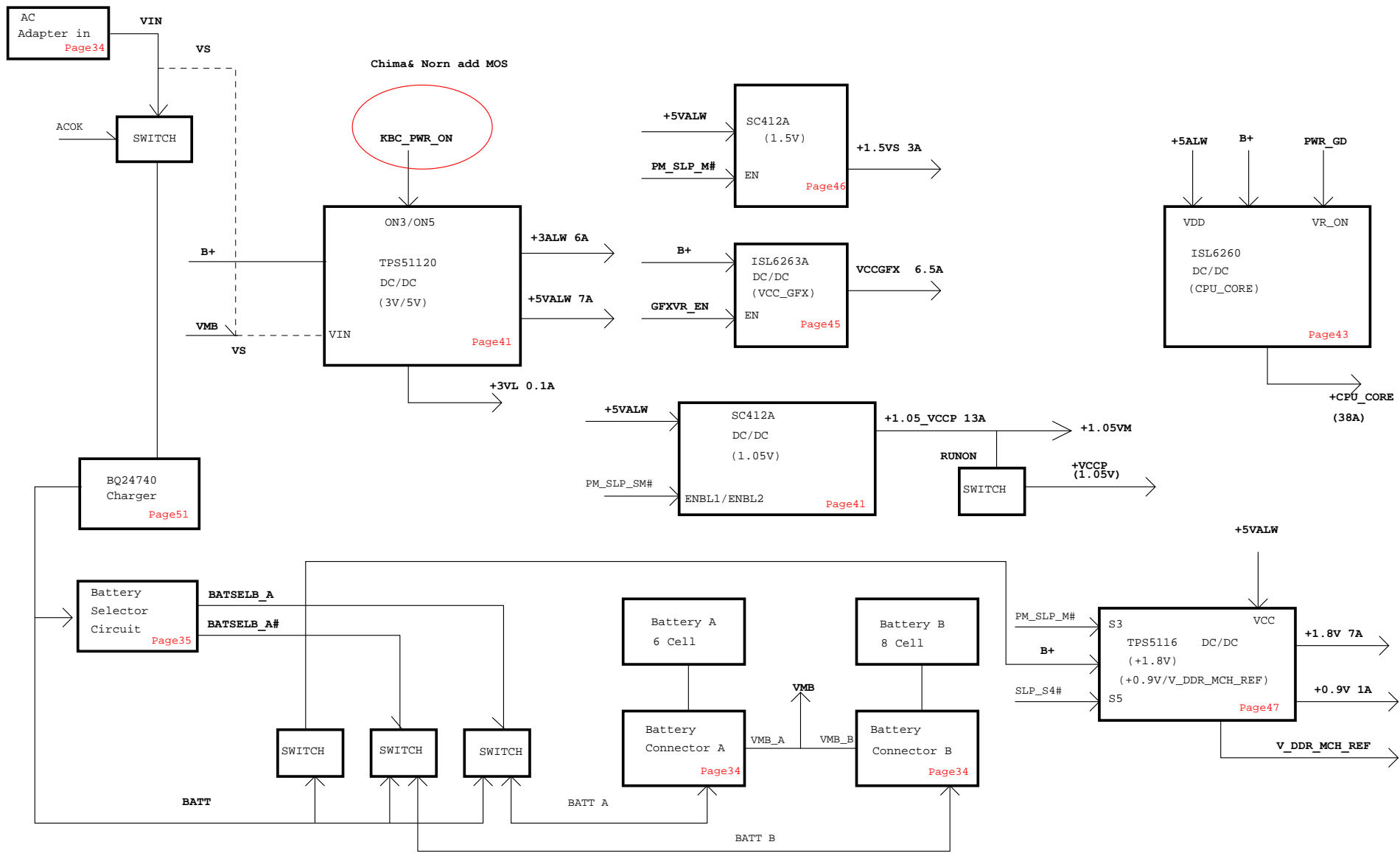
BOM1		
緯創資通 Wistron Corporation		
21F, 88, Sec.1, Hsin Tai Wu Rd., Hsichih, Taipei Hsien 221, Taiwan, R.O.C.		
Title		
SC412A +1.5VS		
Size	Document Number	Rev
A3	Karia	SC
Date:	Friday, May 02, 2008	Sheet 50 of 53



BOM1

緯創資通 Wistron Corporation
21F, 88, Sec.1, Hsin Tai Wu Rd., Hsichih, Taipei Hsien 221, Taiwan, R.O.C.

Title	EMI CAPS	
Size	Document Number	Rev
A3		SF
Date:	Friday, May 23, 2008	Sheet 52 of 53



BOM1

緯創資通		Wistron Corporation	
		<small>21F, 88, Sec.1, Hsin Tai Wu Rd., Hsichih, Taipei Hsien 221, Taiwan, R.O.C.</small>	
Title			
Power Block Diagram			
Size A3	Document Number KARIA	Rev SC	
Date: Wednesday, January 02, 2008	Sheet 53	of	53