

COMPAL CONFIDENTIAL

MODEL NAME : *IBQ00*

PCB NO : *LA-3301P (DA80000771L)*

BOM P/N : *45144631L01*

<https://t.me/schematicsdesktop>

<https://t.me/biosarchive>

M08 (UMA) Briscoe  
uFCPGA Mobile Merom  
Intel Crestline + ICH8M

2007-03-07

*REV : 1.0 (A00)*

*DAZ P/N: DAZZGX0010L*

MB PCB

Part Number	Description
DA80000771L	PCB ZGX LA-3301P REV1 M/B UMA

PCB1

IBQ00

LS-3301P REV1

LED/B

LS-3301P REV1 LED/B

PCB1

IBQ00

LS-3302P REV1

IOB

LS-3302P I/O Board

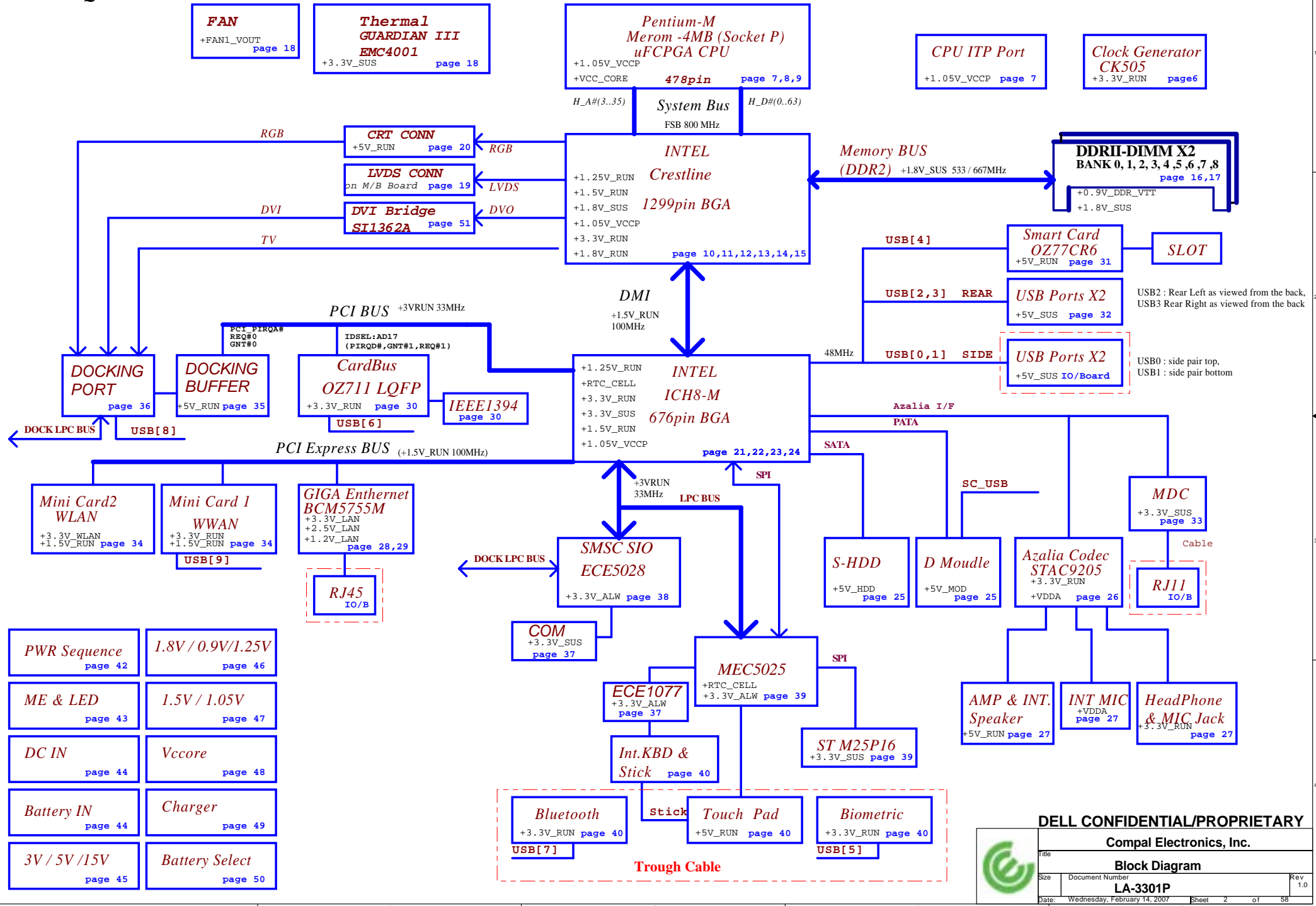
*BOM NO. 45144631L01*  
*PCB P/N: DA80000771L*

PROPRIETARY NOTE: THIS SHEET OF ENGINEERING DRAWING AND SPECIFICATIONS CONTAINS CONFIDENTIAL TRADE SECRET AND OTHER PROPRIETARY INFORMATION OF DELL INC. ("DELL") THIS DOCUMENT MAY NOT BE TRANSFERRED OR COPIED WITHOUT THE EXPRESS WRITTEN AUTHORIZATION OF DELL. IN ADDITION, NEITHER THIS SHEET NOR THE INFORMATION IT CONTAINS MAY BE USED BY OR DISCLOSED TO ANY THIRD PARTY WITHOUT DELL'S EXPRESS WRITTEN CONSENT.

DELL CONFIDENTIAL/PROPRIETARY



Compal Electronics, Inc.			
Title		Cover Sheet	
Size	Document Number		Rev
	LA-3301P		1.0
Date:	Wednesday, March 07, 2007	Sheet	1 of 58



DELL CONFIDENTIAL/PROPRIETARY

Compal Electronics, Inc.

Block Diagram

LA-3301P

Rev 1.0

## POWER STATES

State \ Signal	SLP S3#	SLP S4#	SLP S5#	S4 STATE#	SLP M#	ALWAYS PLANE	M PLANE	SUS PLANE	RUN PLANE	CLOCKS
S0 (Full ON) / M0	HIGH	HIGH	HIGH	HIGH	HIGH	ON	ON	ON	ON	ON
S3 (Suspend to RAM) / M1	LOW	HIGH	HIGH	HIGH	HIGH	ON	ON	ON	OFF	ON
S4 (Suspend to DISK) / M1	LOW	HIGH	HIGH	LOW	HIGH	ON	ON	ON	OFF	ON
S5 (SOFT OFF) / M1	LOW	HIGH	LOW	LOW	HIGH	ON	ON	ON	OFF	ON
S3 (Suspend to RAM) / M-OFF	LOW	HIGH	HIGH	HIGH	LOW	ON	OFF	ON	OFF	OFF
S4 (Suspend to DISK) / M-OFF	LOW	LOW	HIGH	LOW	LOW	ON	OFF	OFF	OFF	OFF
S5 (SOFT OFF) / M-OFF	LOW	LOW	LOW	LOW	LOW	ON	OFF	OFF	OFF	OFF

## PM TABLE

State \ power plane	+15V_ALW +5V_ALW +3.3V_ALW +3.3V_RTC_LDO	+5V_SUS +3.3V_SUS +1.8V_SUS	+5V_RUN +3.3V_RUN +2.5V_RUN +1.8V_RUN +1.5V_RUN +0.9V_DDR_VTT +VCC_CORE +1.05V_VCCP +1.25V_RUN
S0	ON	ON	ON
S3	ON	ON	OFF
S5 S4/AC	ON	OFF	OFF
S5 S4/AC don't exist	OFF	OFF	OFF

## PCI TABLE

PCI DEVICE	IDSEL	REQ#/GNT#	PIRQ
OZ711	AD17	REQ#1 / GNT#1	PIRQD
Docking	AD24	REQ#0 / GNT#0	PIRQA

ICH8-M	USB PORT#	DESTINATION
	0	Side Top
	1	Side Bottom
	2	Rear Left
	3	Rear Right
	4	Smart Card
	5	Biometric
	6	Card Bus
	7	Bluetooth
	8	Docking
ECE 5028	9	WWAN
	1	None
	2	None
	3	None
	4	None

PCI EXPRESS	DESTINATION
Lane 1	MINI CARD-1 WWAN
Lane 2	MINI CARD-2 WLAN
Lane 3	None
Lane 4	None
Lane 5	None
Lane 6	GIGA LAN

[https://t.me/schematics\\_laptop](https://t.me/schematics_laptop)

<https://t.me/biosarchive>

PROPRIETARY NOTE: THIS SHEET OF ENGINEERING DRAWING AND SPECIFICATIONS CONTAINS CONFIDENTIAL TRADE SECRET AND OTHER PROPRIETARY INFORMATION OF DELL INC. ("DELL") THIS DOCUMENT MAY NOT BE TRANSFERRED OR COPIED WITHOUT THE EXPRESS WRITTEN AUTHORIZATION OF DELL. IN ADDITION, NEITHER THIS SHEET NOR THE INFORMATION IT CONTAINS MAY BE USED BY OR DISCLOSED TO ANY THIRD PARTY WITHOUT DELL'S EXPRESS WRITTEN CONSENT.



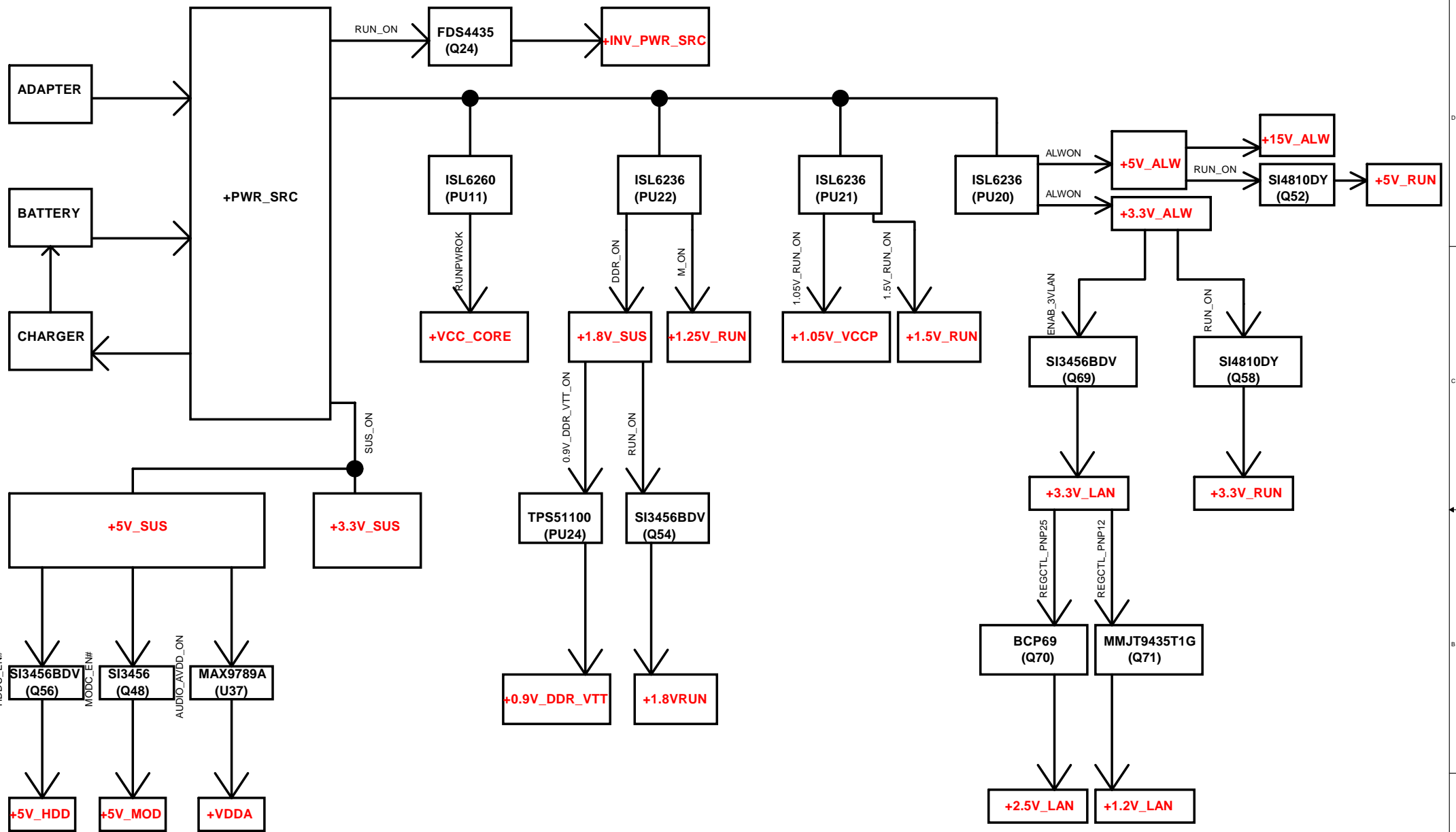
DELL CONFIDENTIAL/PROPRIETARY

Compal Electronics, Inc.

Index and Config.

LA-3301P

Date: Wednesday, February 14, 2007 Sheet 3 of 58 Rev 1.0



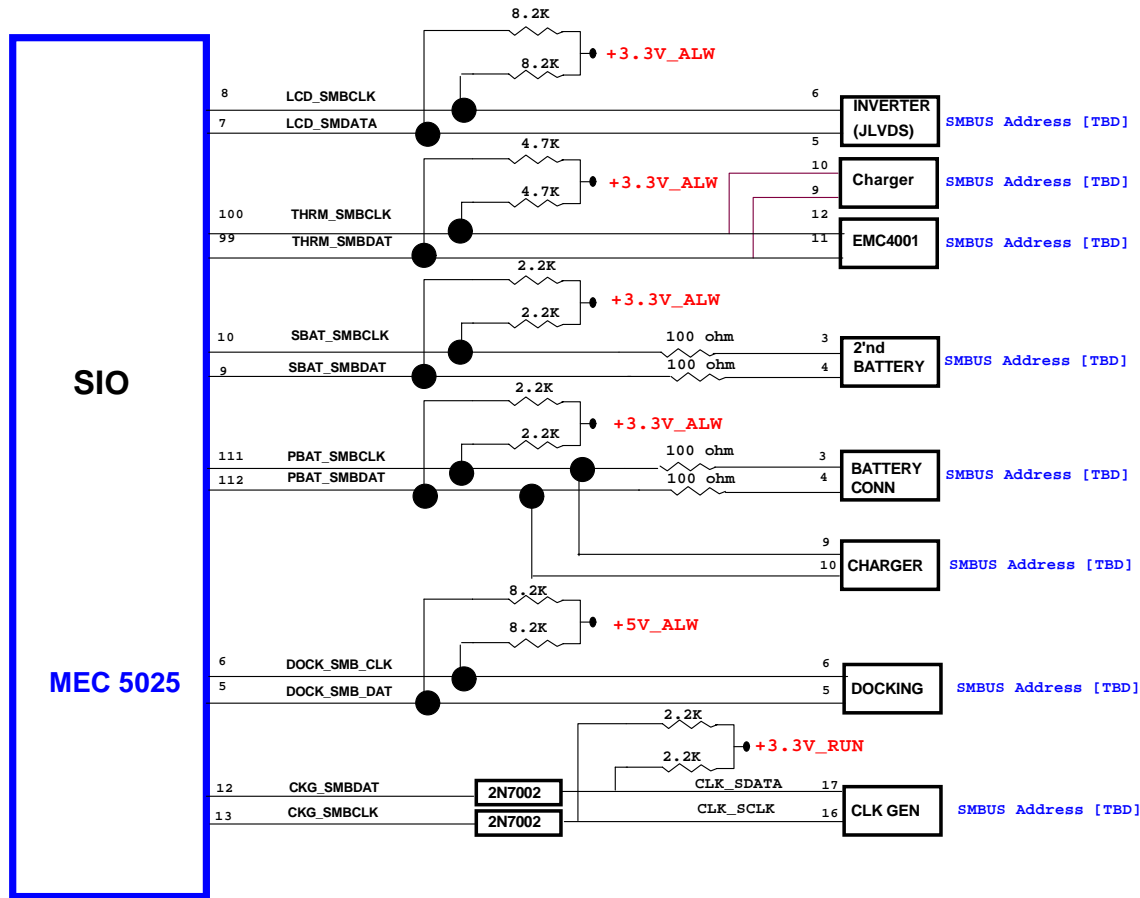
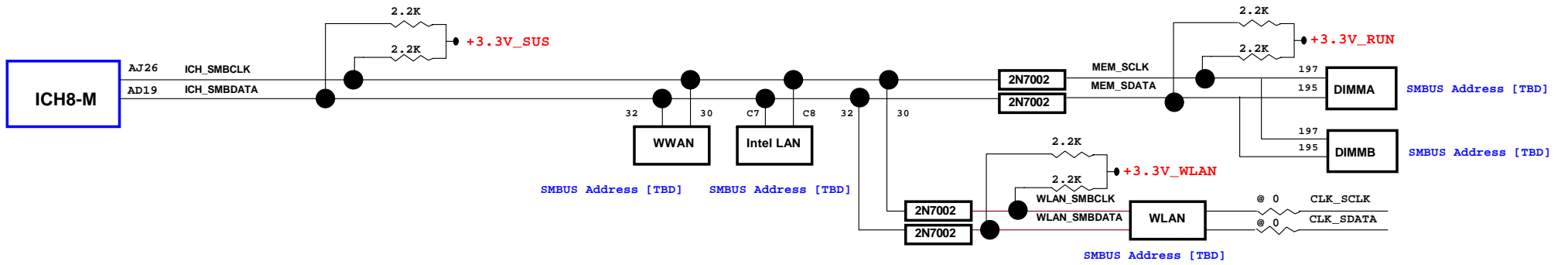
<https://t.me/schematics-laptop>  
<https://t.me/biosarchive>

PROPRIETARY NOTE: THIS SHEET OF ENGINEERING DRAWING AND SPECIFICATIONS CONTAINS CONFIDENTIAL TRADE SECRET AND OTHER PROPRIETARY INFORMATION OF DELL INC. ("DELL"). THIS DOCUMENT MAY NOT BE TRANSFERRED OR COPIED WITHOUT THE EXPRESS WRITTEN AUTHORIZATION OF DELL. IN ADDITION, NEITHER THIS SHEET NOR THE INFORMATION IT CONTAINS MAY BE USED BY OR DISCLOSED TO ANY THIRD PARTY WITHOUT DELL'S EXPRESS WRITTEN CONSENT.

DELL CONFIDENTIAL/PROPRIETARY



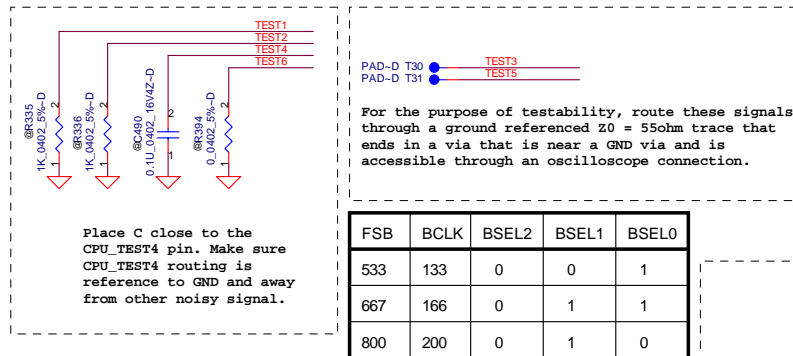
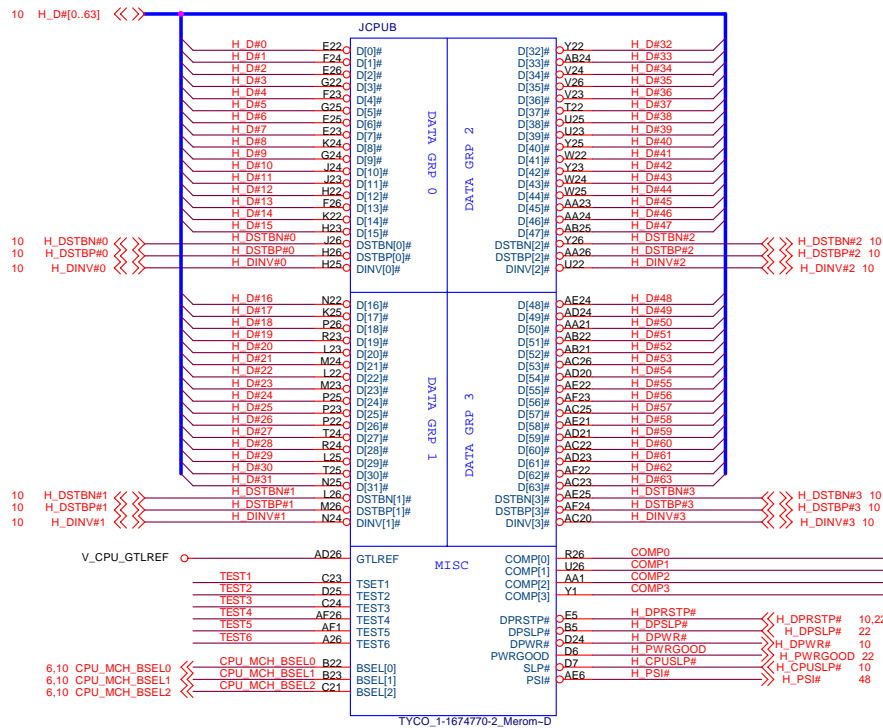
Compal Electronics, Inc.			
Power Rail			
LA-3301P	Rev 1.0		
Date:	Wednesday, February 14, 2007	Sheet	4 of 58



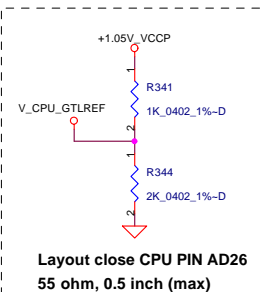
<https://t.me/schematicslaptop>  
<https://t.me/biosarchive>



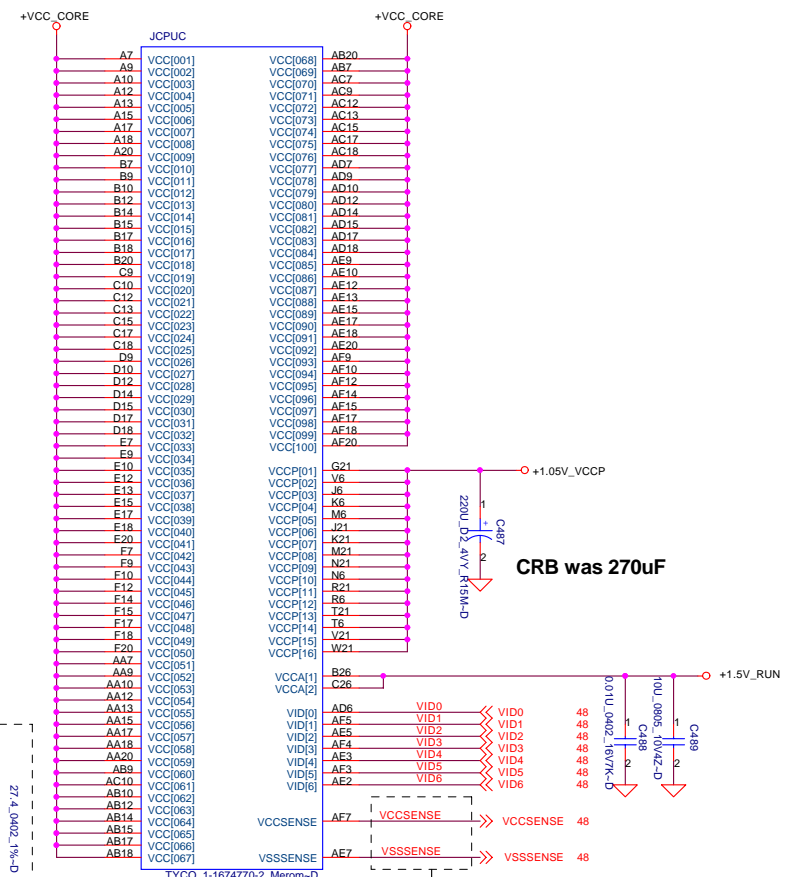




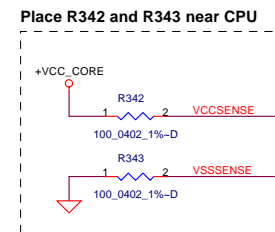
FSB	BCLK	BSEL2	BSEL1	BSEL0
533	133	0	0	1
667	166	0	1	1
800	200	0	1	0



Resistor placed within 0.5" of CPU pin. Trace should be at least 25 mils away from any other toggling signal. COMP0, COMP2 trace should be 27.4 ohm. COMP1, COMP3 should be 55 ohm.



Length match within 25 mils  $Z_0=27.4$  ohm



Route VCCSENSE and VSSSENSE trace at 27.4 ohms, 7 mils spacing and 1 inch (max)



<https://t.me/schematicslaptop>

<https://t.me/biosarchive>

10uF 0805 X6S -> 85 degree C

High Frequency Decoupling

Near VCORE regulator.

ESR <= 1.5m ohm  
Capacitor > 1980uF

BITs WI97840

DELL CONFIDENTIAL/PROPRIETARY

Compal Electronics, Inc.

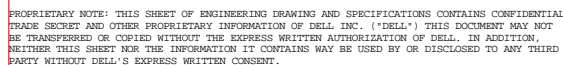
CPU Bypass

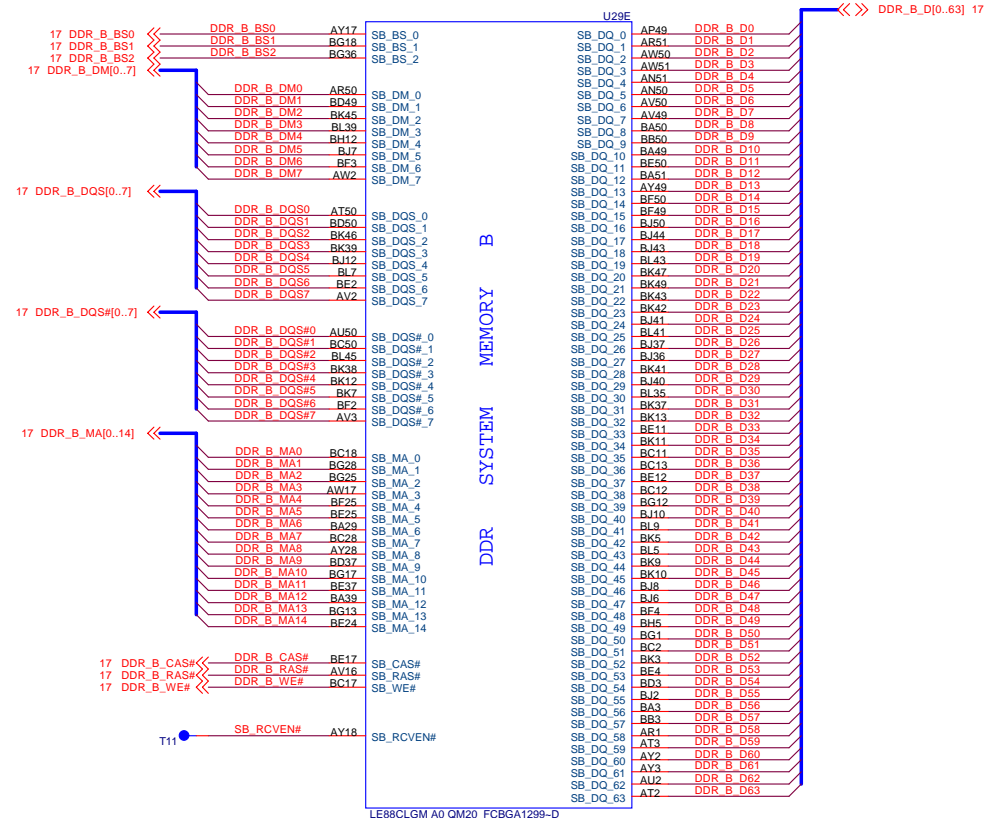
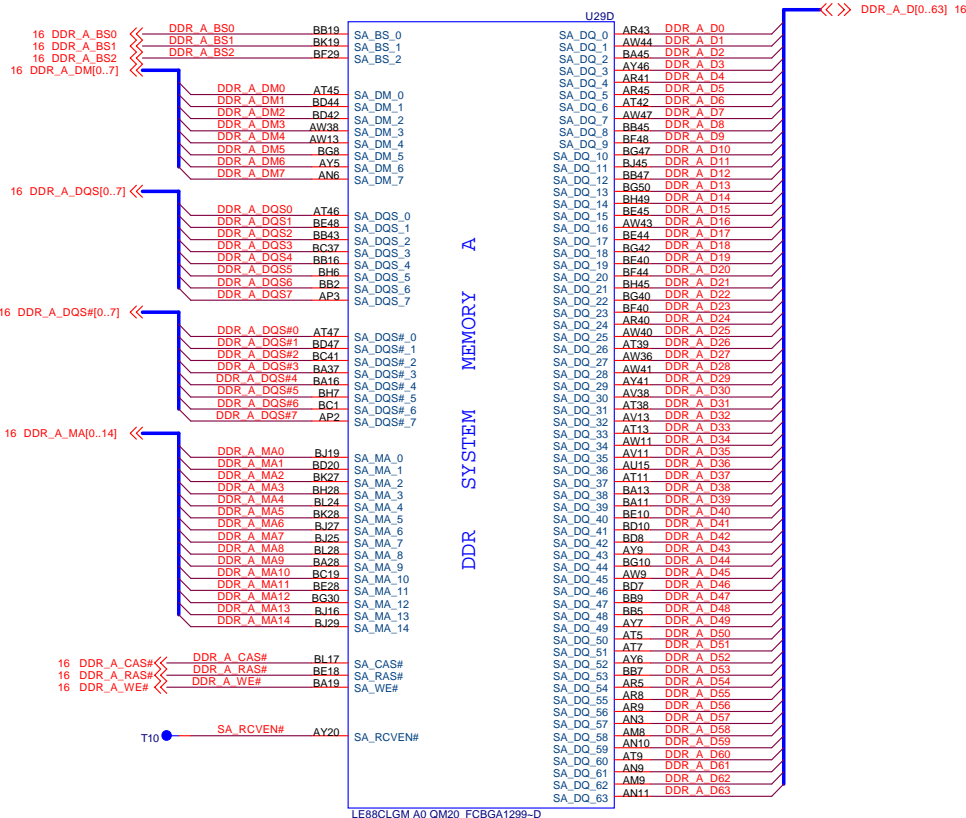
LA-3301P

Rev  
1.0

Date: Wednesday, February 14, 2007 Sheet 9 of 58

PROPRIETARY NOTE: THIS SHEET OF ENGINEERING DRAWING AND SPECIFICATIONS CONTAINS CONFIDENTIAL  
TRADE SECRET AND OTHER PROPRIETARY INFORMATION OF DELL INC. ("DELL"). THIS DOCUMENT MAY NOT  
BE TRANSFERRED OR COPIED WITHOUT THE EXPRESS WRITTEN AUTHORIZATION OF DELL. IN ADDITION,  
NEITHER THIS SHEET NOR THE INFORMATION IT CONTAINS MAY BE USED BY OR DISCLOSED TO ANY THIRD  
PARTY WITHOUT DELL'S EXPRESS WRITTEN CONSENT.





<https://t.me/schematics-laptop>  
<https://t.me/biosarchive>

PROPRIETARY NOTE: THIS SHEET OF ENGINEERING DRAWING AND SPECIFICATIONS CONTAINS CONFIDENTIAL TRADE SECRET AND OTHER PROPRIETARY INFORMATION OF DELL EMC. ("DELL"). THIS DOCUMENT MAY NOT BE TRANSFERRED OR COPIED WITHOUT THE EXPRESS WRITTEN AUTHORIZATION OF DELL. IN ADDITION, NEITHER THIS SHEET NOR THE INFORMATION IT CONTAINS MAY BE USED BY OR DISCLOSED TO ANY THIRD PARTY WITHOUT DELL'S EXPRESS WRITTEN CONSENT.



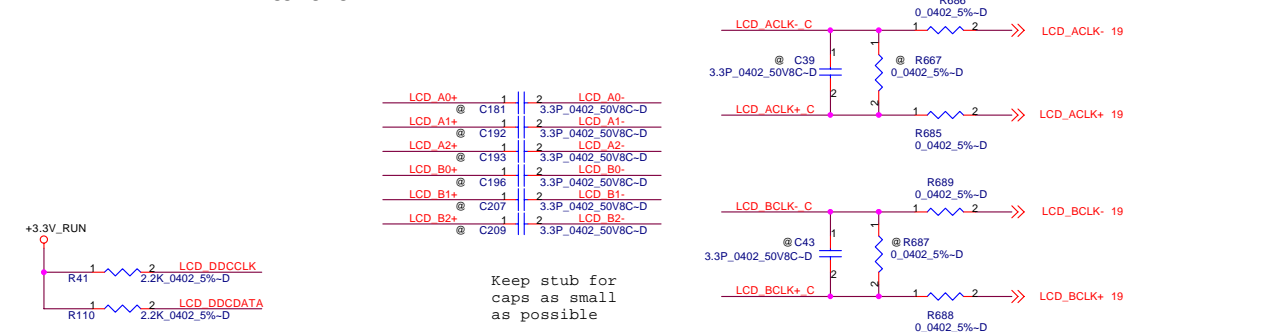
DELL CONFIDENTIAL/PROPRIETARY

Compal Electronics, Inc.

Crestline(2 of 6)

File	Document Number	Rev
LA-3301P		1.0
Date: Monday, February 26, 2007	Sheet 11 of 58	

<https://t.me/biosarchive>

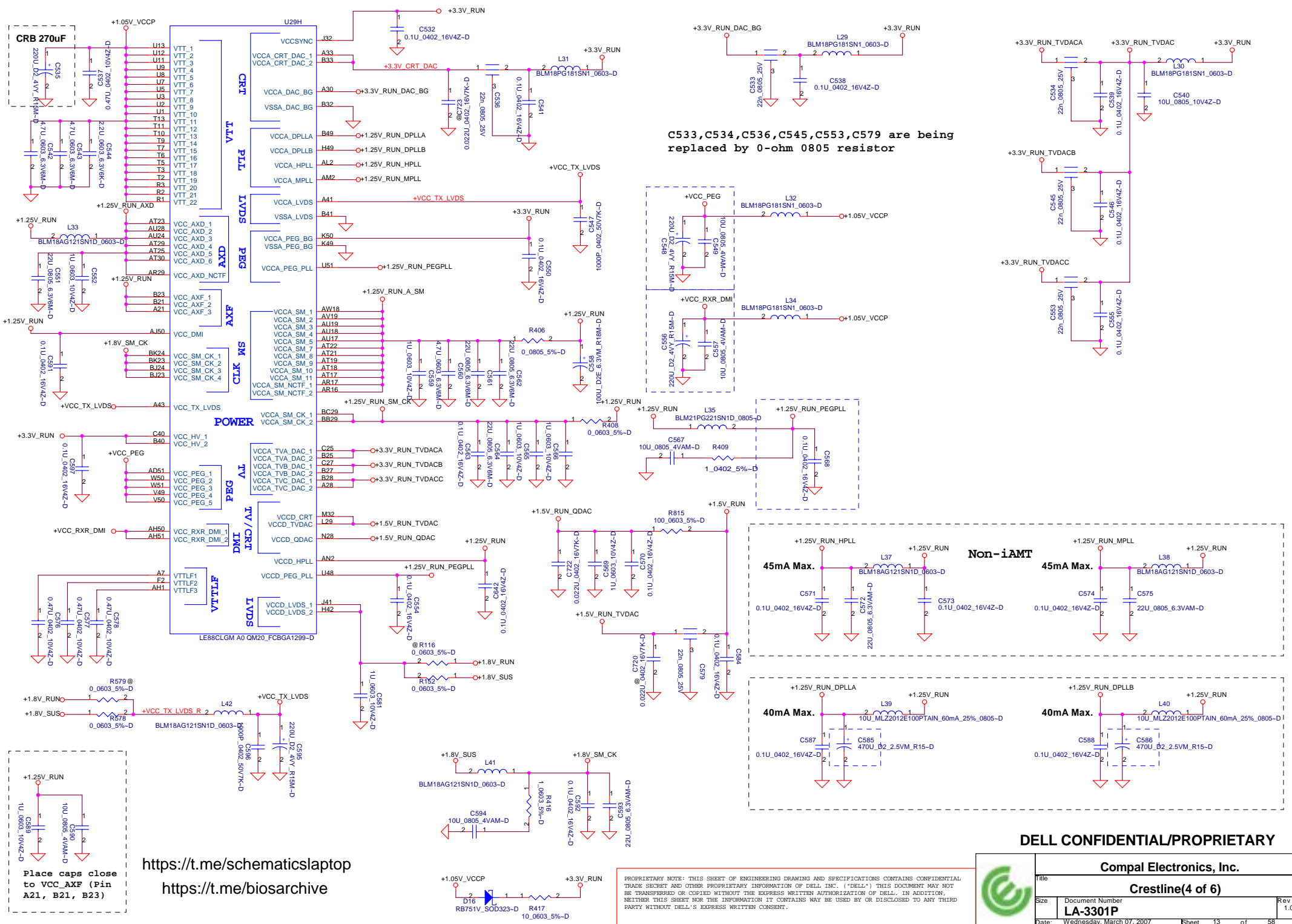


CFG5	DMI X2 Select	Low = DMI x 2 High = DMI x 4 (Default)
CFG9	PCI Express Graphic Lane	Low = Reverse Lane High = Normal Operation (Default)
CFG16	FSB Dynamic ODT	Low=Dynamic ODT Disable High=Dynamic ODT Enable(default)
CFG19	DMI Lane Reversal	Low=Normal (default) High=Lane Reversed
CFG20	SDVO/PCIE Concurrent Operation	Low=Only SDVO or PCIe1 is operational (default) High=SDVO and PCIe1 are operating simultaneously via PEG port
SDVO_CTRL_DATA		Low=No SDVO Device Present  High=SDVO Device Present (default)



Size	Document Number	Rev
	<b>LA-3301P</b>	<b>1.0</b>
Date:	Monday, February 26, 2007	Sheet 12 of 58


PROPRIETARY NOTE: THIS SHEET OF ENGINEERING DRAWING AND SPECIFICATIONS CONTAINS CONFIDENTIAL TRADE SECRET AND OTHER PROPRIETARY INFORMATION OF DELL INC. ("DELL") THIS DOCUMENT MAY NOT BE TRANSFERRED OR COPIED WITHOUT THE EXPRESS WRITTEN AUTHORIZATION OF DELL. IN ADDITION, NEITHER THIS SHEET NOR THE INFORMATION IT CONTAINS MAY BE USED BY OR DISCLOSED TO ANY THIRD PARTY WITHOUT DELL'S EXPRESS WRITTEN CONSENT.



Place caps close to VCC AXF (Pin A21, B21, B23)

<https://t.me/schematics4laptop>  
<https://t.me/biosarchive>


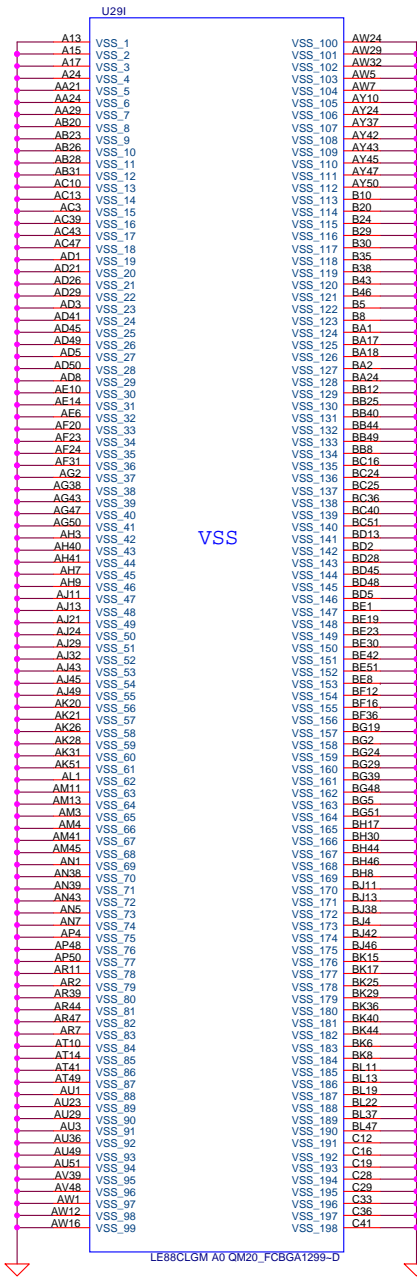
DELL CONFIDENTIAL/PROPRIETARY

		Compal Electronics, Inc.	
Title		Crestline(4 of 6)	
Size	Document Number	LA-3301P	
Date:	Wednesday, March 07, 2007	Sheet	13 of 58

PROPRIETARY NOTE: THIS SHEET OF ENGINEERING DRAWING AND SPECIFICATIONS CONTAINS CONFIDENTIAL TRADE SECRET AND OTHER PROPRIETARY INFORMATION OF DELL INC. ("DELL"). THIS DOCUMENT MAY NOT BE TRANSMITTED OR COPIED WITHOUT THE EXPRESS WRITTEN AUTHORIZATION OF DELL. IN ADDITION, NEITHER THIS SHEET NOR THE INFORMATION IT CONTAINS MAY BE USED BY OR DISCLOSED TO ANY THIRD PARTY WITHOUT DELL'S EXPRESS WRITTEN CONSENT.







<https://t.me/schematicslaptop>  
<https://t.me/biosarchive>

PROPRIETARY NOTE: THIS SHEET OF ENGINEERING DRAWING AND SPECIFICATIONS CONTAINS CONFIDENTIAL TRADE SECRET AND OTHER PROPRIETARY INFORMATION OF DELL INC. ("DELL"). THIS DOCUMENT MAY NOT BE TRANSFERRED OR COPIED WITHOUT THE EXPRESS WRITTEN AUTHORIZATION OF DELL. IN ADDITION, NEITHER THIS SHEET NOR THE INFORMATION IT CONTAINS MAY BE USED BY OR DISCLOSED TO ANY THIRD PARTY WITHOUT DELL'S EXPRESS WRITTEN CONSENT.

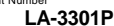
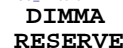
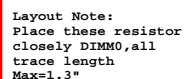
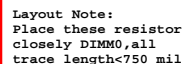
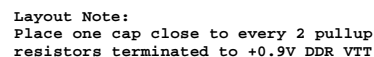
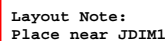


DELL CONFIDENTIAL/PROPRIETARY

Compal Electronics, Inc.

Crestline(6 of 6)

File	Document Number	Rev
LA-3301P	1.0	
Date: Wednesday, February 14, 2007	Sheet 15 of 58	



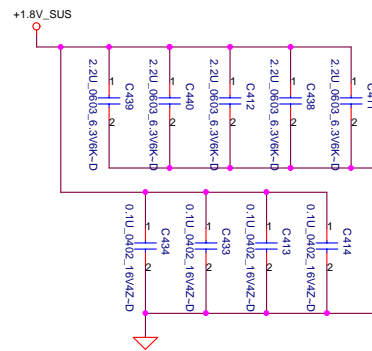
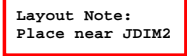
<https://t.me/schematics>  
laptop  
<https://t.me/biosarchive>

PROPRIETARY NOTE: THIS SHEET OF ENGINEERING DRAWING AND SPECIFICATIONS CONTAINS CONFIDENTIAL TRADE SECRET AND OTHER PROPRIETARY INFORMATION OF DELL INC. ("DELL.") THIS DOCUMENT MAY NOT BE TRANSFERRED OR COPIED WITHOUT THE EXPRESS WRITTEN AUTHORIZATION OF DELL. IN ADDITION, NEITHER THIS SHEET NOR THE INFORMATION IT CONTAINS MAY BE USED BY OR DISCLOSED TO ANY THIRD PARTY WITHOUT DELL'S EXPRESS WRITTEN CONSENT.

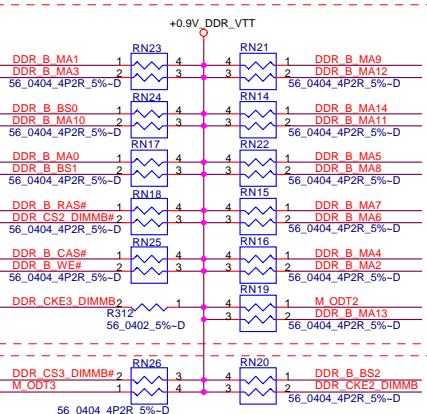
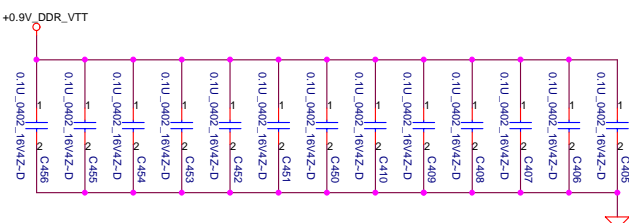


Title		
DDRII-SODIMM SLOT1		
Size	Document Number	Rev
	LA-3301P	1.0
Date:	Monday, February 26, 2007	Sheet 16 of 58





Layout Note:  
Place one cap close to every 2 pullup  
resistors terminated to +0.9V DDR VTT



**Layout Note:**  
Place these resistor  
closely DIMM0,all  
trace length<750 mil

Layout Note:  
Place these resistor  
closely DIMM0,all  
trace length

DDR B D1  
DDR B D0  
DDR B DQS#0  
DDR B DQS0  
DDR B D6  
DDR B D7  
DDR B D8  
DDR B D9  
DDR B DQS#1  
DDR B DQ1  
DDR B D15  
DDR B D16  
DDR B D21  
DDR B DQS#2  
DDR B DQS2  
DDR B D19  
DDR B D18  
DDR B D24  
DDR B D25  
DDR B DM3  
DDR B D26  
DDR B D27  
DDR\_CKE2\_DIMMB  
DDR\_B\_BS2  
DDR\_B\_MA12  
DDR\_B\_MA9  
DDR\_B\_MA8  
DDR\_B\_MA5  
DDR\_B\_MA3  
DDR\_B\_MA1  
DDR\_B\_BS0  
DDR\_B\_WE#  
DDR\_B\_CAS#  
DDR\_CS3\_DIMMB#  
M\_ODT3  
DDR B D32  
DDR B D36  
DDR B DQS#4  
DDR B DQS4  
DDR B D35  
DDR B D34  
DDR B D40  
DDR B D41  
DDR B DM5  
DDR B D46  
DDR B D42  
DDR B D53  
DDR B D49  
DDR B DQS#6  
DDR B DQS6  
DDR B D55  
DDR B D50  
DDR B D56  
DDR B D60  
DDR B DM7  
DDR B D58  
DDR B D59  
MEM\_SDATA  
MEM\_SCLK  
+3.3V\_RUN

VSS  
DQ0  
DQ1  
VSS  
DQS0#  
DQS0  
VSS  
DQ2  
DQ3  
VSS  
DQ8  
DQ9  
VSS  
DQS1#  
DQS1  
DQ10  
DQ11  
VSS  
VSS  
DQ16  
DQ17  
VSS  
DQS2#  
DQS2  
VSS  
DQ18  
DQ19  
VSS  
DQ24  
DQ25  
VSS  
DM3  
NC  
VSS  
DQ26  
DQ27  
VSS  
VSS  
VSS  
DQ28  
DQ29  
VSS  
DQ30  
DQ31  
VSS  
VSS  
VSS  
DQ32  
DQ33  
VSS  
DQ34  
DQ35  
VSS  
DQ36  
DQ37  
VSS  
DQ38  
DQ39  
VSS  
DQ40  
DQ41  
VSS  
DQ42  
DQ43  
VSS  
DQ44  
DQ45  
VSS  
DQ46  
DQ47  
VSS  
DQ48  
DQ49  
VSS  
NC.TEST  
VSS  
DQ50#  
DQ50  
DQ51  
VSS  
DQ52  
DQ53  
VSS  
DQ54  
DQ55  
VSS  
DQ56  
DQ57  
VSS  
DQ58  
DQ59  
VSS  
DQ60  
DQ61  
VSS  
DQ62  
DQ63  
VSS  
DQ64  
DQ65  
VSS  
DQ66  
DQ67  
VSS  
DQ68  
DQ69  
VSS  
DQ70  
DQ71  
VSS  
DQ72  
DQ73  
VSS  
DQ74  
DQ75  
VSS  
DQ76  
DQ77  
VSS  
DQ78  
DQ79  
VSS  
DQ80  
DQ81  
VSS  
DQ82  
DQ83  
VSS  
DQ84  
DQ85  
VSS  
DQ86  
DQ87  
VSS  
DQ88  
DQ89  
VSS  
DQ90  
DQ91  
VSS  
DQ92  
DQ93  
VSS  
DQ94  
DQ95  
VSS  
DQ96  
DQ97  
VSS  
DQ98  
DQ99  
VSS  
DQ100  
DQ101  
VSS  
DQ102  
DQ103  
VSS  
DQ104  
DQ105  
VSS  
DQ106  
DQ107  
VSS  
DQ108  
DQ109  
VSS  
DQ110  
DQ111  
VSS  
DQ112  
DQ113  
VSS  
DQ114  
DQ115  
VSS  
DQ116  
DQ117  
VSS  
DQ118  
DQ119  
VSS  
DQ120  
DQ121  
VSS  
DQ122  
DQ123  
VSS  
DQ124  
DQ125  
VSS  
DQ126  
DQ127  
VSS  
DQ128  
DQ129  
VSS  
DQ130  
DQ131  
VSS  
DQ132  
DQ133  
VSS  
DQ134  
DQ135  
VSS  
DQ136  
DQ137  
VSS  
DQ138  
DQ139  
VSS  
DQ140  
DQ141  
VSS  
DQ142  
DQ143  
VSS  
DQ144  
DQ145  
VSS  
DQ146  
DQ147  
VSS  
DQ148  
DQ149  
VSS  
DQ150  
DQ151  
VSS  
DQ152  
DQ153  
VSS  
DQ154  
DQ155  
VSS  
DQ156  
DQ157  
VSS  
DQ158  
DQ159  
VSS  
DQ160  
DQ161  
VSS  
DQ162  
DQ163  
VSS  
DQ164  
DQ165  
VSS  
DQ166  
DQ167  
VSS  
DQ168  
DQ169  
VSS  
DQ170  
DQ171  
VSS  
DQ172  
DQ173  
VSS  
DQ174  
DQ175  
VSS  
DQ176  
DQ177  
VSS  
DQ178  
DQ179  
VSS  
DQ180  
DQ181  
VSS  
DQ182  
DQ183  
VSS  
DQ184  
DQ185  
VSS  
DQ186  
DQ187  
VSS  
DQ188  
DQ189  
VSS  
DQ190  
DQ191  
VSS  
DQ192  
DQ193  
VSS  
DQ194  
DQ195  
VSS  
DQ196  
DQ197  
VSS  
DQ198  
DQ199  
VSS  
DQ200  
DQ201  
VSS  
DQ202  
DQ203  
VSS  
DQ204  
DQ205  
VSS  
DQ206  
DQ207  
VSS  
DQ208  
DQ209  
VSS  
DQ210  
DQ211  
VSS  
DQ212  
DQ213  
VSS  
DQ214  
DQ215  
VSS  
DQ216  
DQ217  
VSS  
DQ218  
DQ219  
VSS  
DQ220  
DQ221  
VSS  
DQ222  
DQ223  
VSS  
DQ224  
DQ225  
VSS  
DQ226  
DQ227  
VSS  
DQ228  
DQ229  
VSS  
DQ230  
DQ231  
VSS  
DQ232  
DQ233  
VSS  
DQ234  
DQ235  
VSS  
DQ236  
DQ237  
VSS  
DQ238  
DQ239  
VSS  
DQ240  
DQ241  
VSS  
DQ242  
DQ243  
VSS  
DQ244  
DQ245  
VSS  
DQ246  
DQ247  
VSS  
DQ248  
DQ249  
VSS  
DQ250  
DQ251  
VSS  
DQ252  
DQ253  
VSS  
DQ254  
DQ255  
VSS  
DQ256  
DQ257  
VSS  
DQ258  
DQ259  
VSS  
DQ260  
DQ261  
VSS  
DQ262  
DQ263  
VSS  
DQ264  
DQ265  
VSS  
DQ266  
DQ267  
VSS  
DQ268  
DQ269  
VSS  
DQ270  
DQ271  
VSS  
DQ272  
DQ273  
VSS  
DQ274  
DQ275  
VSS  
DQ276  
DQ277  
VSS  
DQ278  
DQ279  
VSS  
DQ280  
DQ281  
VSS  
DQ282  
DQ283  
VSS  
DQ284  
DQ285  
VSS  
DQ286  
DQ287  
VSS  
DQ288  
DQ289  
VSS  
DQ290  
DQ291  
VSS  
DQ292  
DQ293  
VSS  
DQ294  
DQ295  
VSS  
DQ296  
DQ297  
VSS  
DQ298  
DQ299  
VSS  
DQ300  
DQ301  
VSS  
DQ302  
DQ303  
VSS  
DQ304  
DQ305  
VSS  
DQ306  
DQ307  
VSS  
DQ308  
DQ309  
VSS  
DQ310  
DQ311  
VSS  
DQ312  
DQ313  
VSS  
DQ314  
DQ315  
VSS  
DQ316  
DQ317  
VSS  
DQ318  
DQ319  
VSS  
DQ320  
DQ321  
VSS  
DQ322  
DQ323  
VSS  
DQ324  
DQ325  
VSS  
DQ326  
DQ327  
VSS  
DQ328  
DQ329  
VSS  
DQ330  
DQ331  
VSS  
DQ332  
DQ333  
VSS  
DQ334  
DQ335  
VSS  
DQ336  
DQ337  
VSS  
DQ338  
DQ339  
VSS  
DQ340  
DQ341  
VSS  
DQ342  
DQ343  
VSS  
DQ344  
DQ345  
VSS  
DQ346  
DQ347  
VSS  
DQ348  
DQ349  
VSS  
DQ350  
DQ351  
VSS  
DQ352  
DQ353  
VSS  
DQ354  
DQ355  
VSS  
DQ356  
DQ357  
VSS  
DQ358  
DQ359  
VSS  
DQ360  
DQ361  
VSS  
DQ362  
DQ363  
VSS  
DQ364  
DQ365  
VSS  
DQ366  
DQ367  
VSS  
DQ368  
DQ369  
VSS  
DQ370  
DQ371  
VSS  
DQ372  
DQ373  
VSS  
DQ374  
DQ375  
VSS  
DQ376  
DQ377  
VSS  
DQ378  
DQ379  
VSS  
DQ380  
DQ381  
VSS  
DQ382  
DQ383  
VSS  
DQ384  
DQ385  
VSS  
DQ386  
DQ387  
VSS  
DQ388  
DQ389  
VSS  
DQ390  
DQ391  
VSS  
DQ392  
DQ393  
VSS  
DQ394  
DQ395  
VSS  
DQ396  
DQ397  
VSS  
DQ398  
DQ399  
VSS  
DQ400  
DQ401  
VSS  
DQ402  
DQ403  
VSS  
DQ404  
DQ405  
VSS  
DQ406  
DQ407  
VSS  
DQ408  
DQ409  
VSS  
DQ410  
DQ411  
VSS  
DQ412  
DQ413  
VSS  
DQ414  
DQ415  
VSS  
DQ416  
DQ417  
VSS  
DQ418  
DQ419  
VSS  
DQ420  
DQ4

Non-iAMT

# DIMMB STANDARD

– Non-iAMT

DELL CONFIDENTIAL/PROPRIETARY

**Compal Electronics, Inc.**

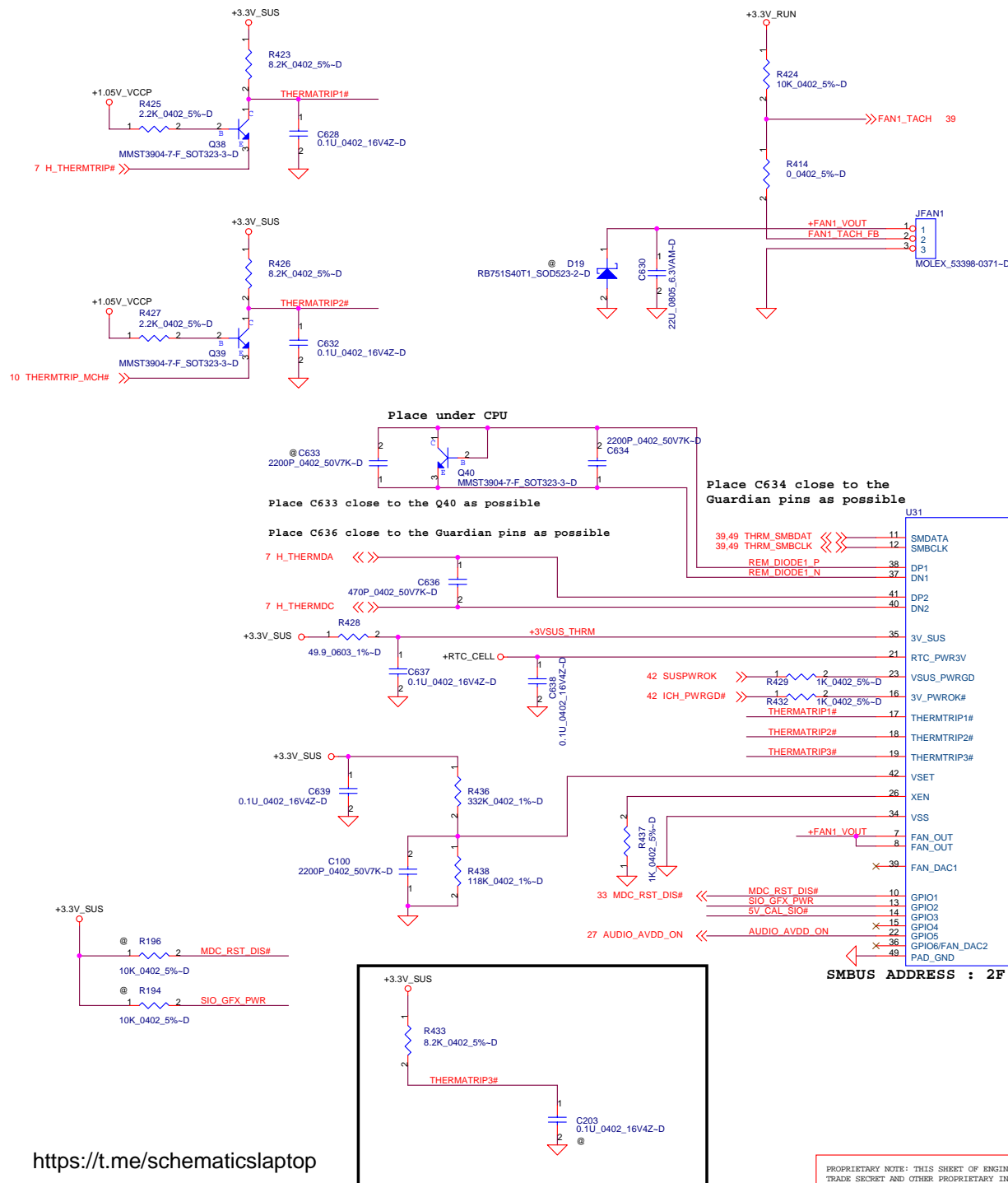
**DDRII-SODIMM SLOT2**

**LA-3301P**

Rev  
1.0

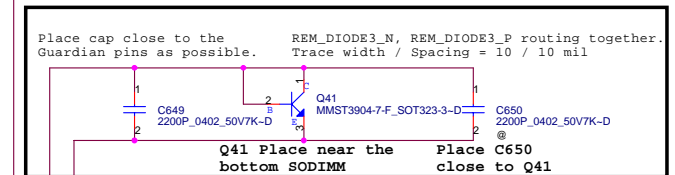
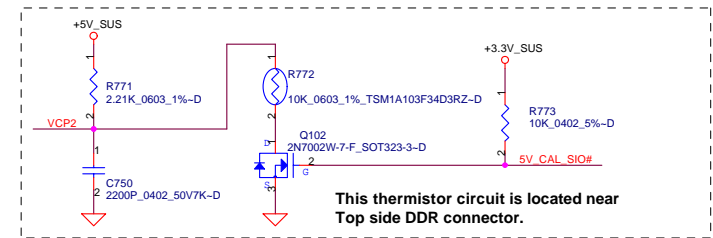
Date: Monday, February 26, 2007	Sheet 17 of 58
---------------------------------	----------------

## FAN1 Control and Tachometer

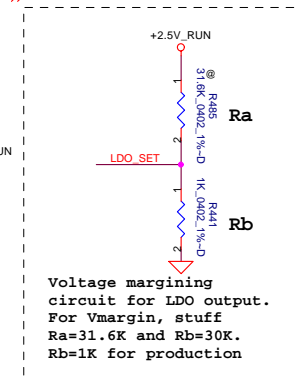


$$V_{SET} = \frac{R_{438}}{R_{436} + R_{438}} \times 3.3V = 0.865V$$

$$V_{SET} = \frac{T_p - 70}{21} \Rightarrow T_p = 88.2 \text{ C}$$



Diode circuit at DP4/DN4 is used for skin temp sensor (placed optimally between CPU, MCH and MEM).



DELL CONFIDENTIAL/PROPRIETARY

**Compal Electronics, Inc.**

### FAN & Thermal Sensor

**LA-3301P**

Rev	
1.0	

LA-3301P

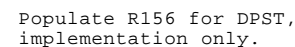
Date: Wednesday, March 07, 2007 Sheet 18 of 58

<https://t.me/schematicslaptop>

<https://t.me/biosarchive>

PROPRIETARY NOTE: THIS SHEET OF ENGINEERING DRAWING AND SPECIFICATIONS CONTAINS CONFIDENTIAL TRADE SECRET AND OTHER PROPRIETARY INFORMATION OF DELL INC. ("DELL") THIS DOCUMENT MAY NOT BE TRANSFERRED OR COPIED WITHOUT THE EXPRESS WRITTEN AUTHORIZATION OF DELL. IN ADDITION, NEITHER THIS SHEET NOR THE INFORMATION IT CONTAINS MAY BE USED BY OR DISCLOSED TO ANY THIRD PARTY WITHOUT DELL'S EXPRESS WRITTEN CONSENT.

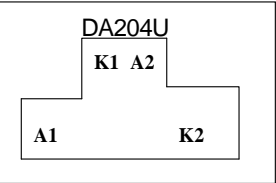
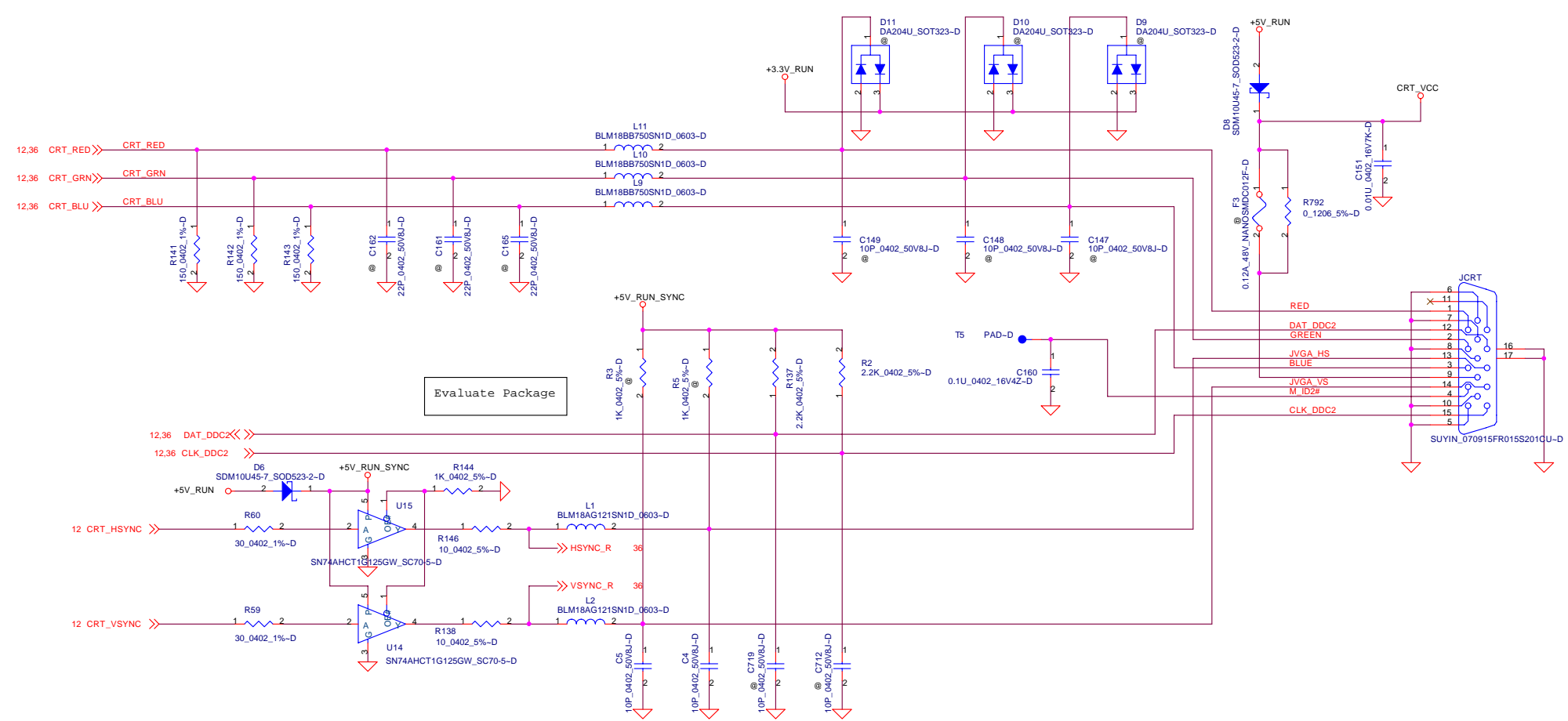




PROPRIETARY NOTE: THIS SHEET OF ENGINEERING DRAWING AND SPECIFICATIONS CONTAINS CONFIDENTIAL TRADE SECRET AND OTHER PROPRIETARY INFORMATION OF DELL INC. ("DELL"). THIS DOCUMENT MAY NOT BE TRANSFERRED OR COPIED WITHOUT THE EXPRESS WRITTEN AUTHORIZATION OF DELL. IN ADDITION, NEITHER THIS SHEET NOR THE INFORMATION IT CONTAINS MAY BE USED BY OR DISCLOSED TO ANY THIRD PARTY WITHOUT DELL'S EXPRESS WRITTEN CONSENT.

Rev  
1.0

Sheet 19 of 58



PROPRIETARY NOTE: THIS SHEET OF ENGINEERING DRAWING AND SPECIFICATIONS CONTAINS CONFIDENTIAL TRADE SECRET AND OTHER PROPRIETARY INFORMATION OF DELL INC. ("DELL"). THIS DOCUMENT MAY NOT BE TRANSFERRED OR COPIED WITHOUT THE EXPRESS WRITTEN AUTHORIZATION OF DELL. IN ADDITION, NEITHER THIS SHEET NOR THE INFORMATION IT CONTAINS MAY BE USED BY OR DISCLOSED TO ANY THIRD PARTY WITHOUT DELL'S EXPRESS WRITTEN CONSENT.

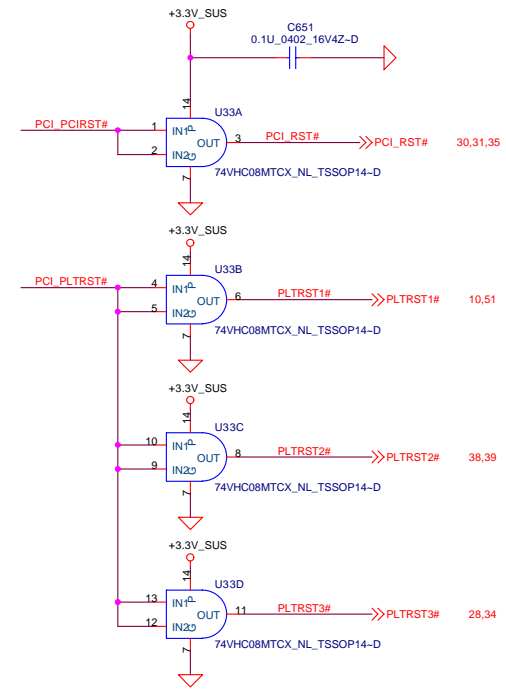
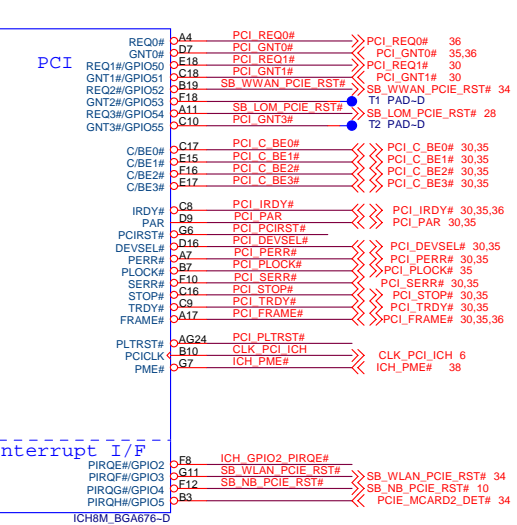


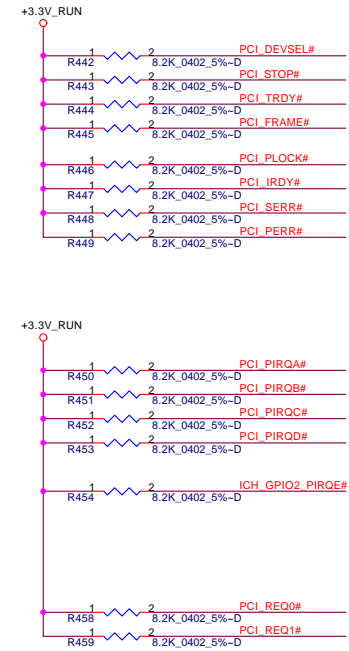


DELL CONFIDENTIAL/PROPRIETARY

Compal Electronics, Inc.

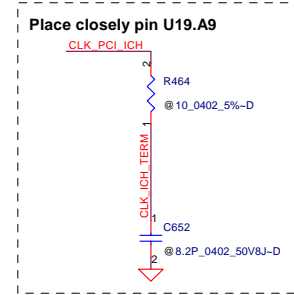
Title		CRT	
Size	Document Number	LA-3301P	
Date	Monday, February 26, 2007	Sheet	20 of 58

Rev 1.0



A16 away override strap.	
PCI_GNT3#	Low = A16 swap override enabled. High = Default.

Boot BIOS Strap		
PCI_GNT0#	SPI_CS1#	Boot BIOS Location
0	1	SPI
1	0	PCI
1	1	LPC



<https://t.me/schematics-laptop>  
<https://t.me/biosarchive>

PROPRIETARY NOTE: THIS SHEET OF ENGINEERING DRAWING AND SPECIFICATIONS CONTAINS CONFIDENTIAL TRADE SECRET AND OTHER PROPRIETARY INFORMATION OF DELL INC. ("DELL") THIS DOCUMENT MAY NOT BE TRANSFERRED OR COPIED WITHOUT THE EXPRESS WRITTEN AUTHORIZATION OF DELL. IN ADDITION, NEITHER THIS SHEET NOR THE INFORMATION IT CONTAINS MAY BE USED BY OR DISCLOSED TO ANY THIRD PARTY WITHOUT DELL'S EXPRESS WRITTEN CONSENT.



DELL CONFIDENTIAL/PROPRIETARY

Compal Electronics, Inc.

File ICH8(1/4)

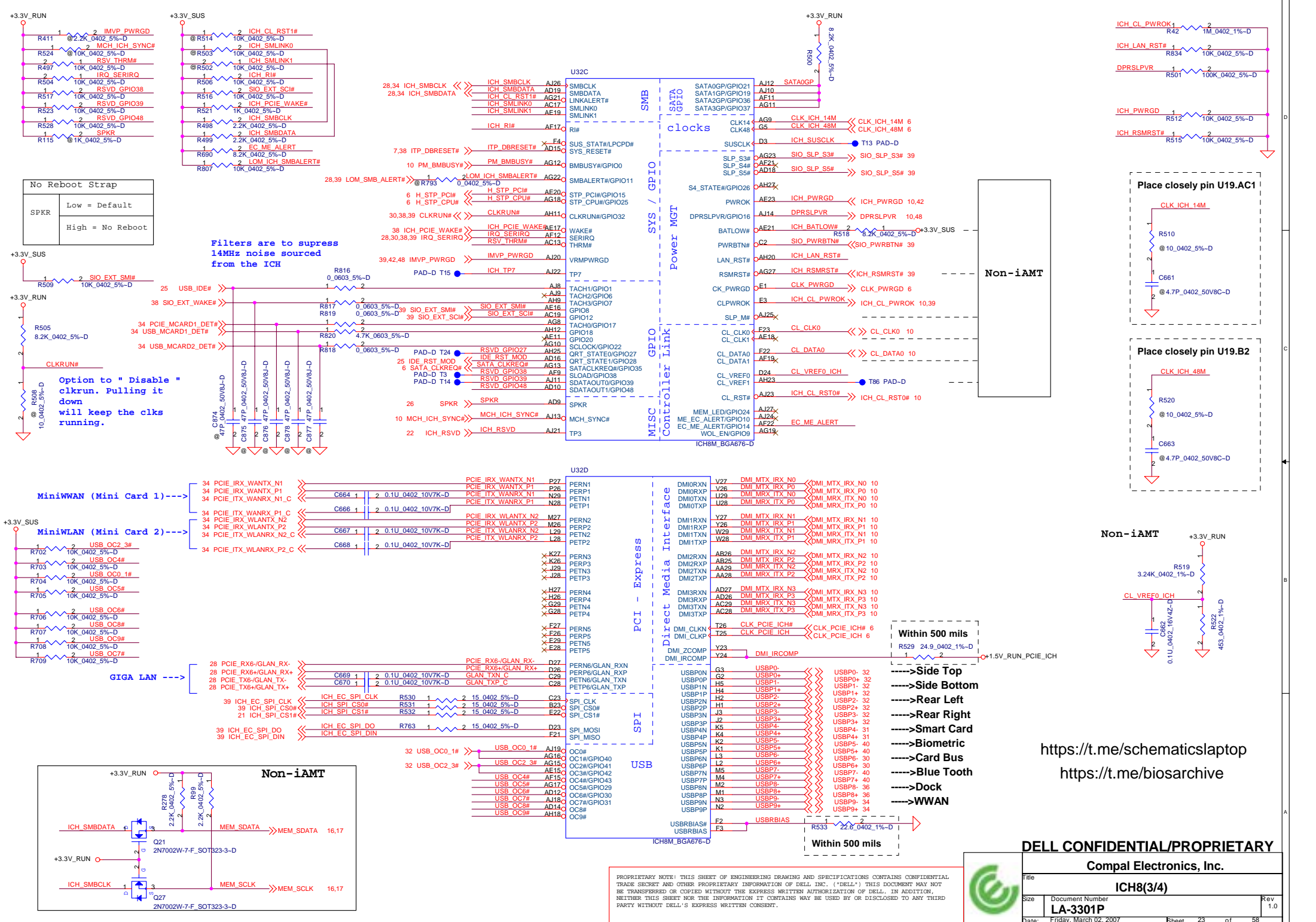
Size Document Number LA-3301P Rev 1.0

Date: Monday, February 26, 2007 Sheet 21 of 58

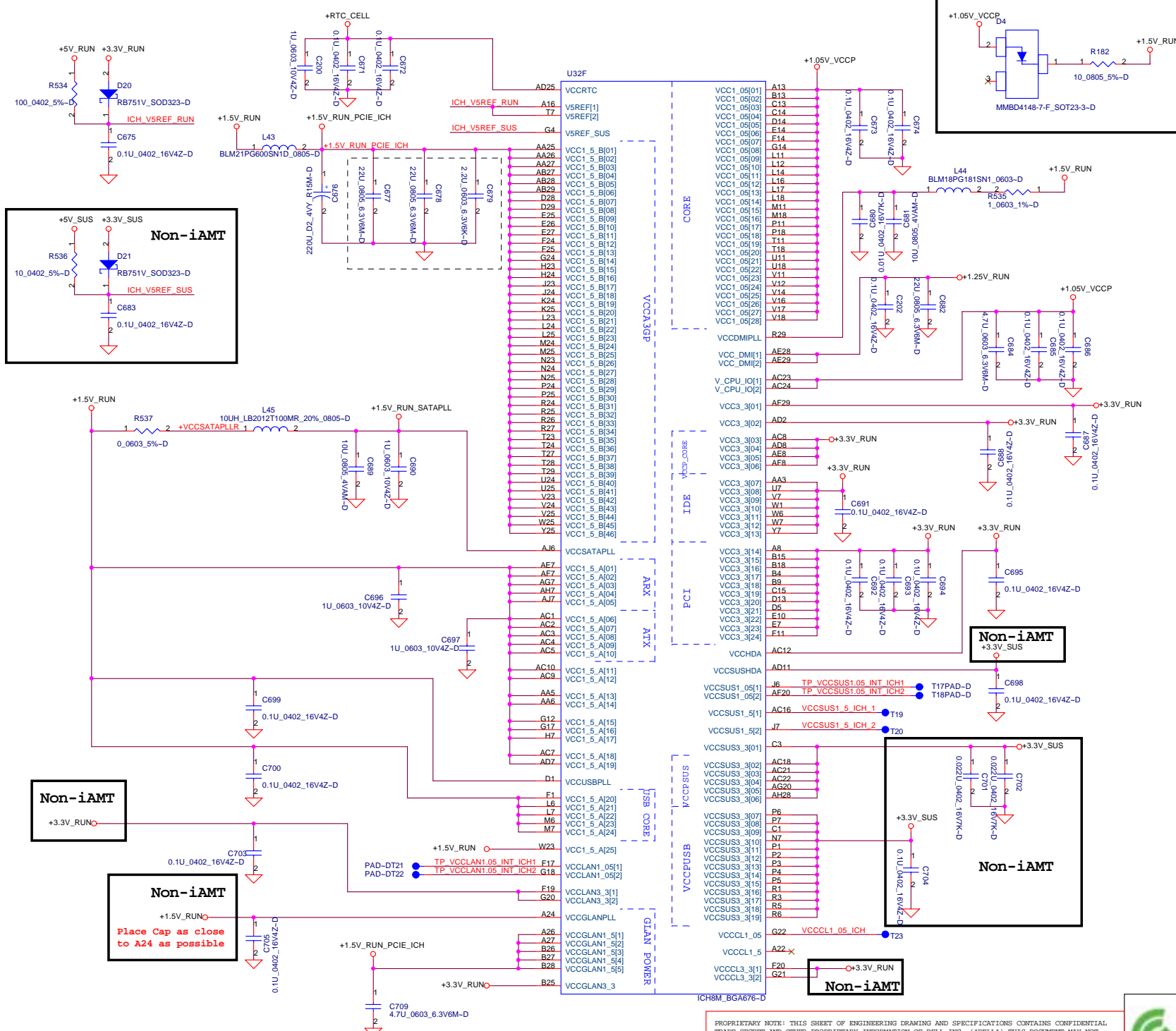
<https://t.me/biosarchive>








<https://t.me/schematics-laptop>  
<https://t.me/biosarchive>



[https://t.me/schematics\\_laptop](https://t.me/schematics_laptop)

<https://t.me/biosarchive>



DELL CONFIDENTIAL/PROPRIETARY

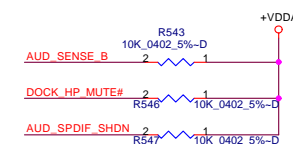
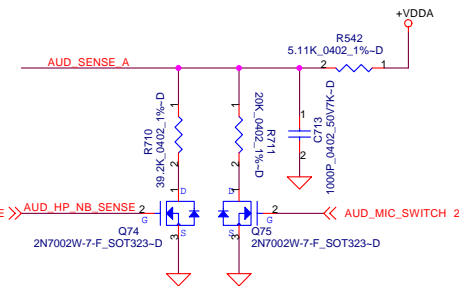
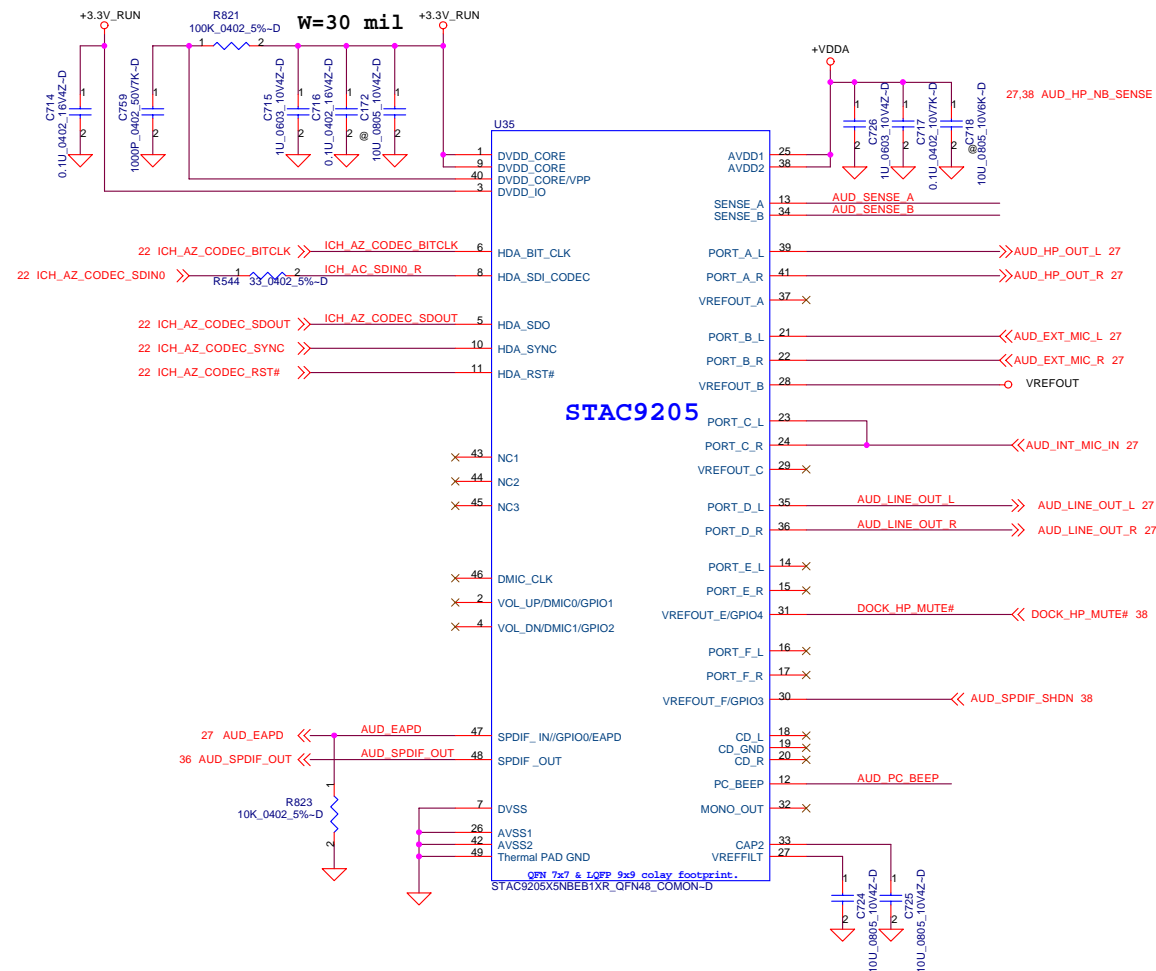
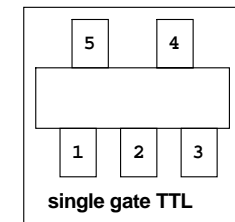
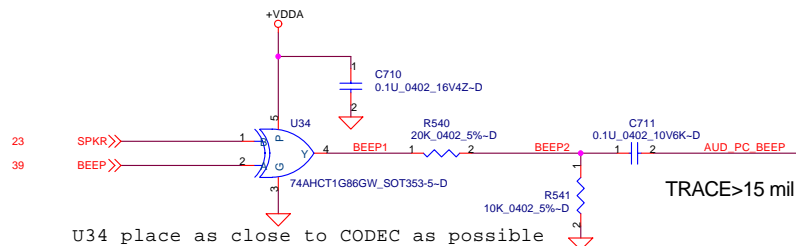
**Compal Electronics, Inc.**

ICH8(4/4)

Size	Document Number	Rev
	<b>LA-3301P</b>	1.
Date:	Wednesday, February 14, 2007	Sheet 24 of 58







<https://t.me/schematics-laptop>  
<https://t.me/bios-archive>

PROPRIETARY NOTE: THIS SHEET OF ENGINEERING DRAWING AND SPECIFICATIONS CONTAINS CONFIDENTIAL TRADE SECRET AND OTHER PROPRIETARY INFORMATION OF DELL INC. ("DELL"). THIS DOCUMENT MAY NOT BE TRANSFERRED OR COPIED WITHOUT THE EXPRESS WRITTEN AUTHORIZATION OF DELL. IN ADDITION, NEITHER THIS SHEET NOR THE INFORMATION IT CONTAINS MAY BE USED BY OR DISCLOSED TO ANY THIRD PARTY WITHOUT DELL'S EXPRESS WRITTEN CONSENT.



DELL CONFIDENTIAL/PROPRIETARY

Compal Electronics, Inc.

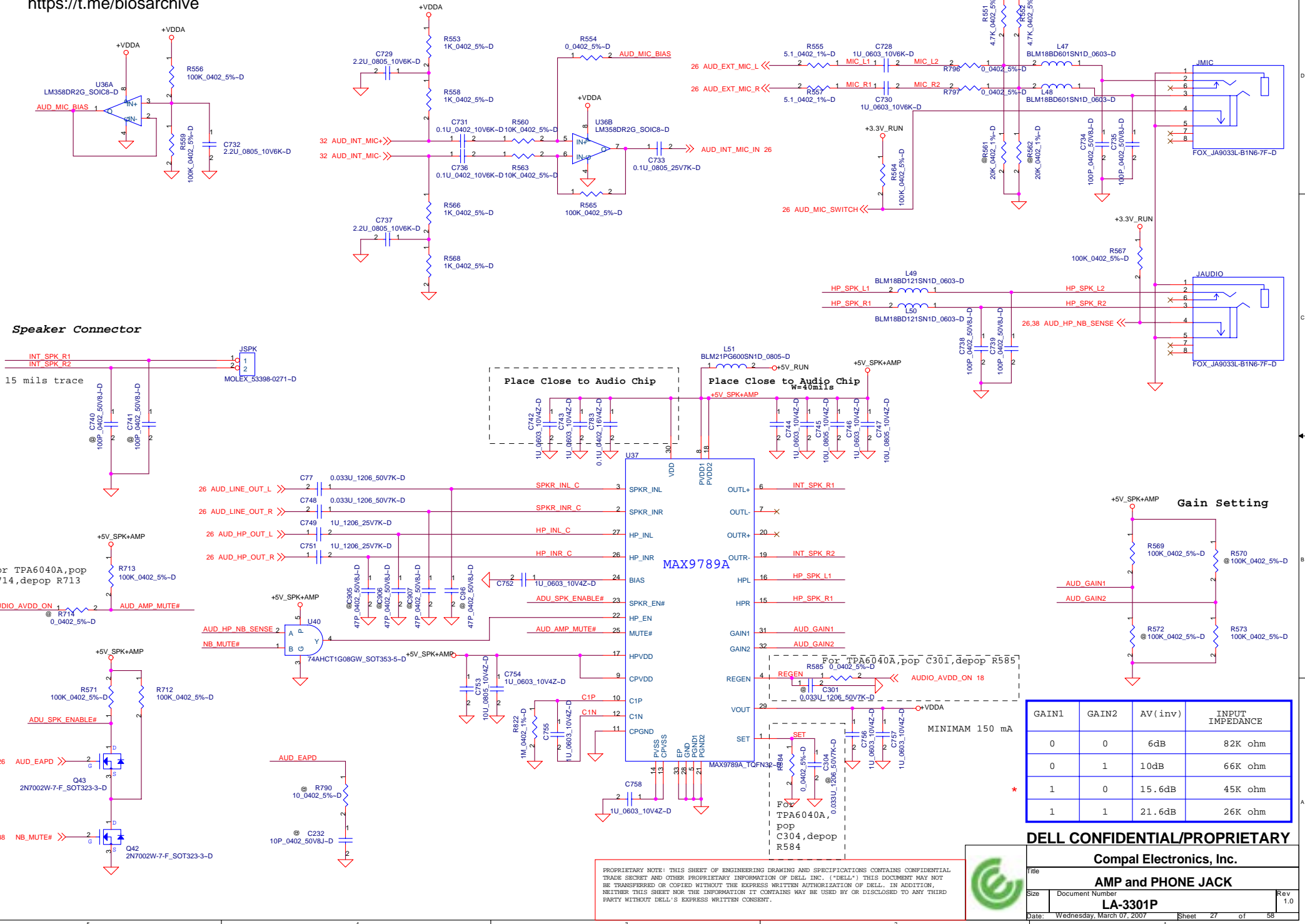
Azalia (HD) Codec

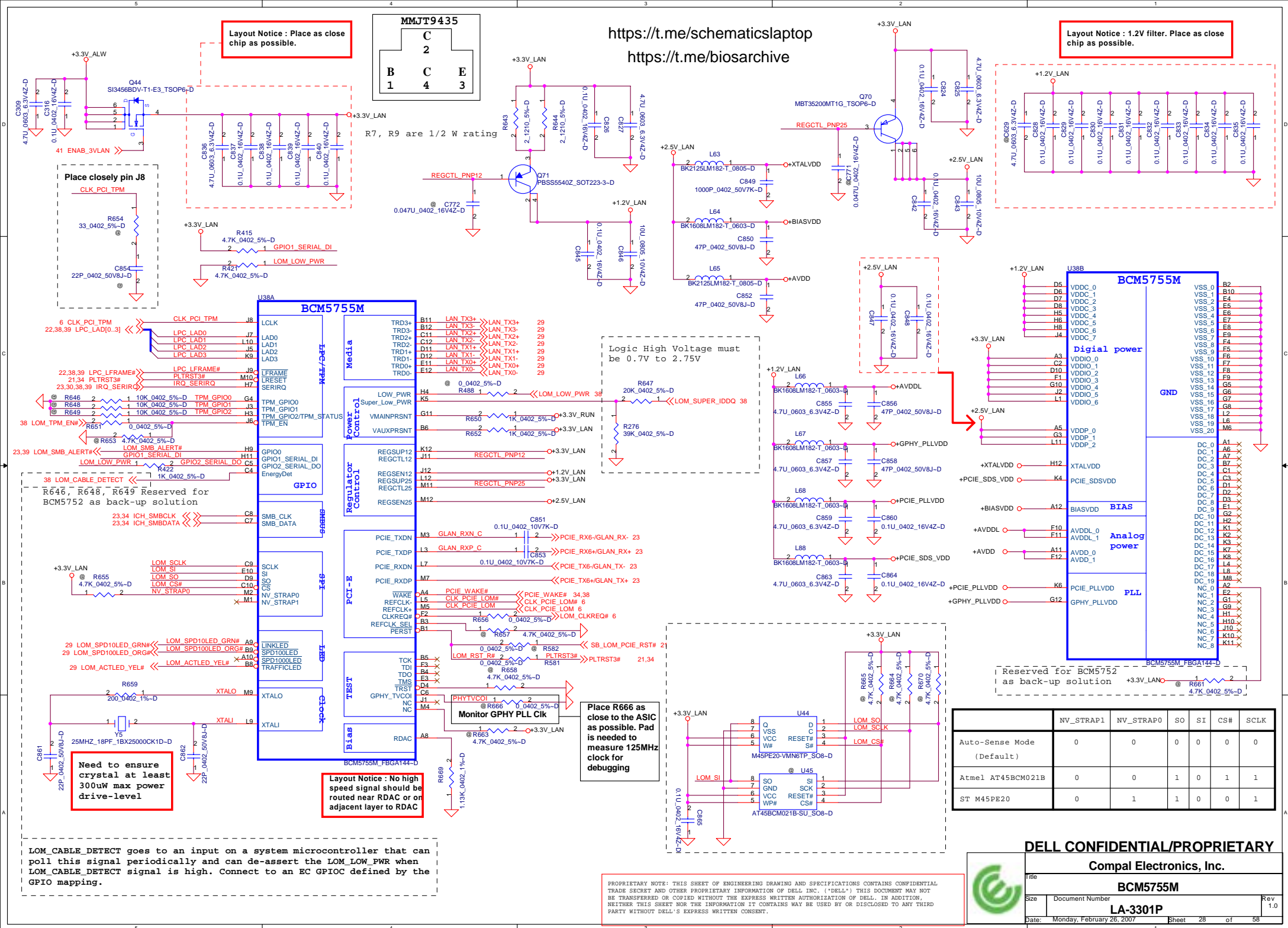
LA-3301P

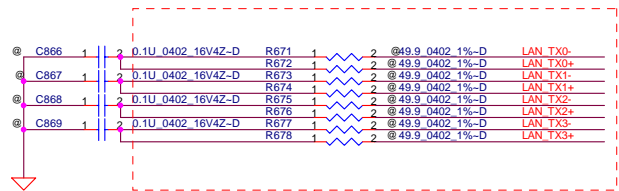
Date: Monday, February 26, 2007 Sheet 26 of 58

<https://t.me/schematics1aptop>

<https://t.me/biosarchive>







Layout Notice : Place termination as close as ASIC as possible

The resistors need at least 1/16W

<https://t.me/schematicslaptop>

<https://t.me/biosarchive>

<https://t.me/schematicslaptop>

<https://t.me/biosarchive>

<https://t.me/schematicslaptop>

<https://t.me/biosarchive>

<https://t.me/schematicslaptop>

<https://t.me/biosarchive>

<https://t.me/schematicslaptop>

<https://t.me/biosarchive>

<https://t.me/schematicslaptop>

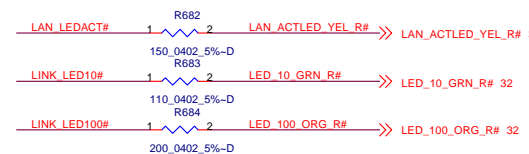
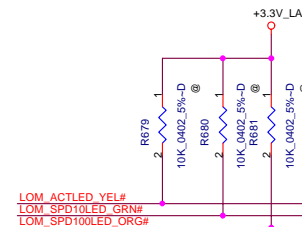
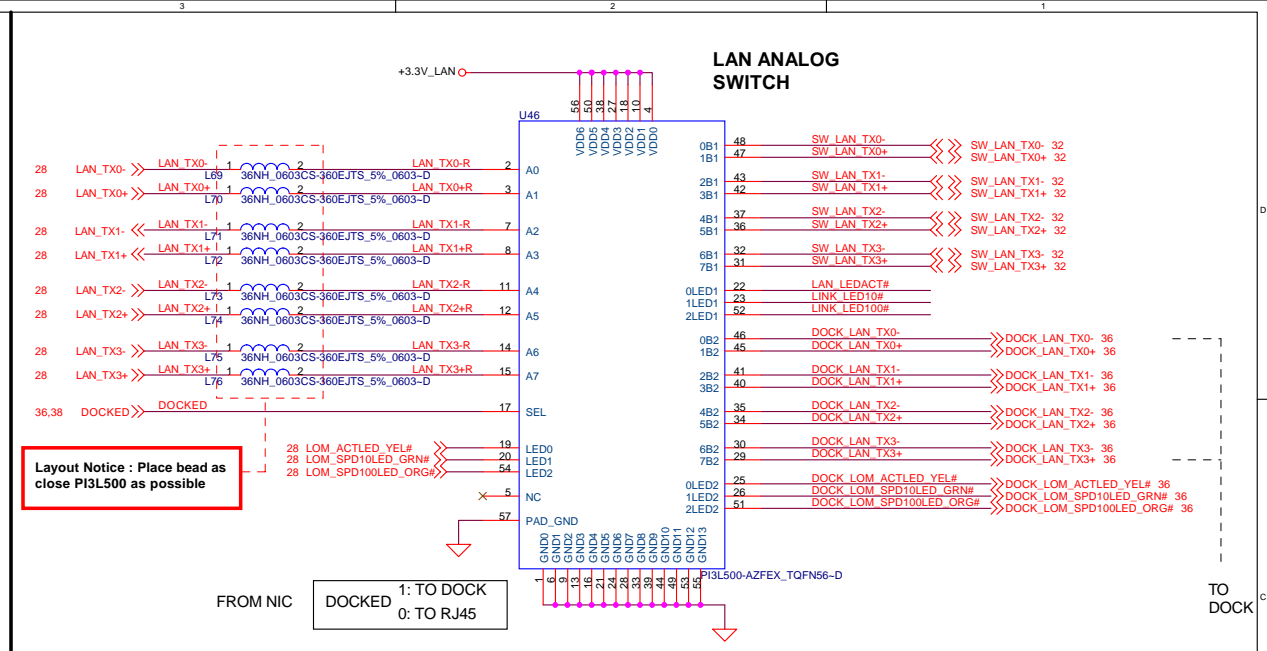
<https://t.me/biosarchive>

<https://t.me/schematicslaptop>

<https://t.me/biosarchive>

<https://t.me/schematicslaptop>

<https://t.me/biosarchive>



PROPRIETARY NOTE: THIS SHEET OF ENGINEERING DRAWING AND SPECIFICATIONS CONTAINS CONFIDENTIAL TRADE SECRET AND OTHER PROPRIETARY INFORMATION OF DELL INC. ("DELL") THIS DOCUMENT MAY NOT BE TRANSFERRED OR COPIED WITHOUT THE EXPRESS WRITTEN AUTHORIZATION OF DELL. IN ADDITION, NEITHER THIS SHEET NOR THE INFORMATION IT CONTAINS MAY BE USED BY OR DISCLOSED TO ANY THIRD PARTY WITHOUT DELL'S EXPRESS WRITTEN CONSENT.

**DELL CONFIDENTIAL/PROPRIETARY**

**Compal Electronics, Inc.**

Title

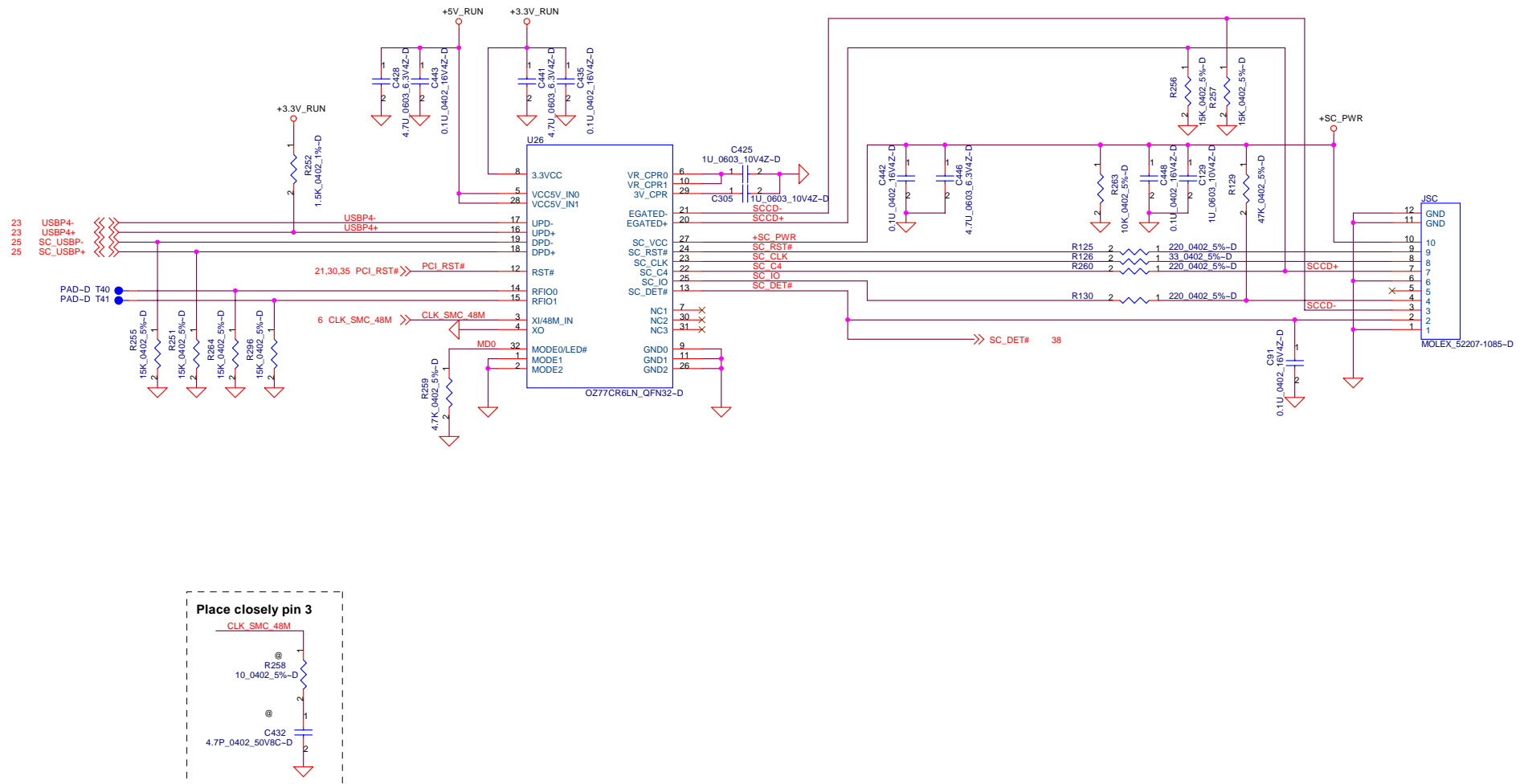
Size Document Number

**LA-3301P**

Date: Monday, February 26, 2007 Sheet 29 of 58



USB SMARTCARD READER.  
TYPE A (5V), B (3V), AB (5V/3V)  
& USB SMARTCARDS ARE SUPPORTED.



[https://t.me/schematics\\_laptop](https://t.me/schematics_laptop)  
<https://t.me/biosarchive>

DELL CONFIDENTIAL/PROPRIETARY

**Compal Electronics, Inc.**

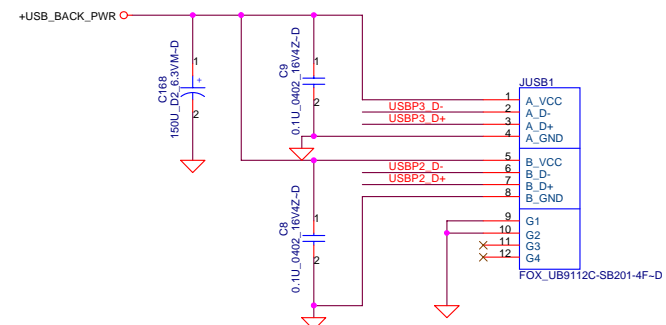
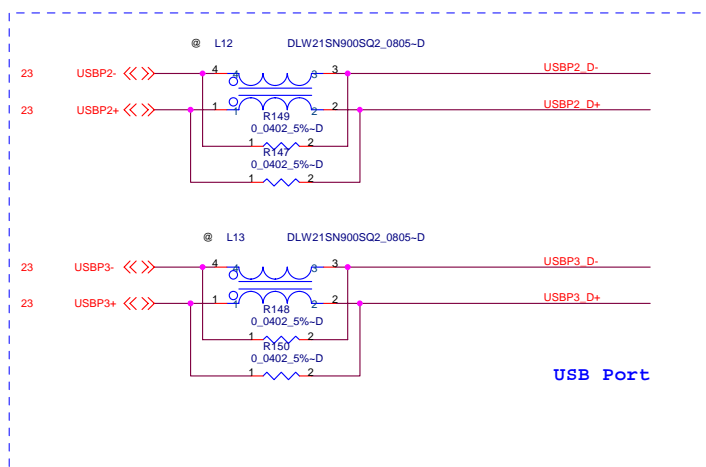
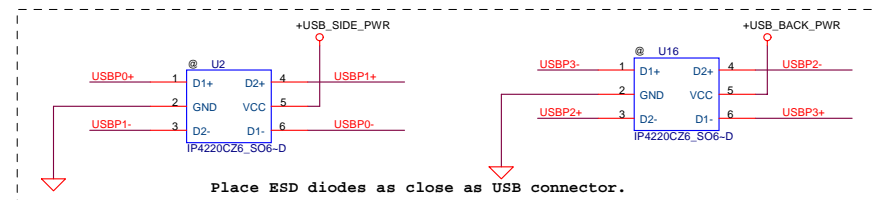
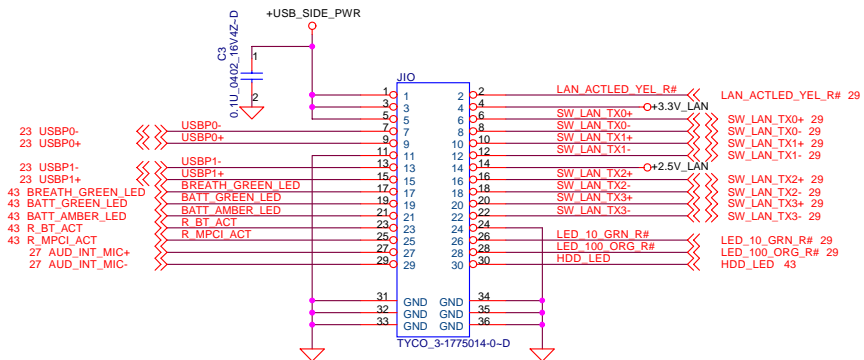
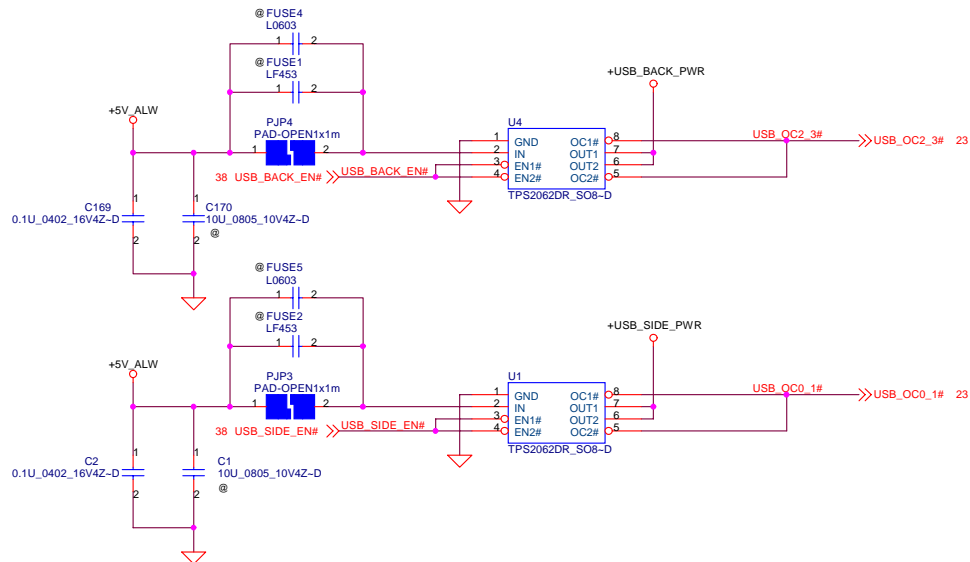
Smart Card OZ77CR6

**LA-3301P**

1.0

Date:	Monday, February 26, 2007	Sheet	31	of	58
-------	---------------------------	-------	----	----	----





<https://t.me/schematicslaptop>  
<https://t.me/biosarchive>

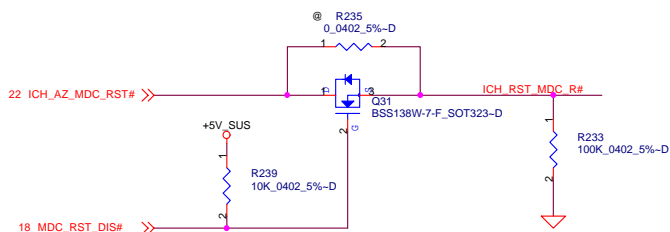
PROPRIETARY NOTE: THIS SHEET OF ENGINEERING DRAWING AND SPECIFICATIONS CONTAINS CONFIDENTIAL TRADE SECRET AND OTHER PROPRIETARY INFORMATION OF DELL INC. ("DELL"). THIS DOCUMENT MAY NOT BE TRANSFERRED OR COPIED WITHOUT THE EXPRESS WRITTEN AUTHORIZATION OF DELL. IN ADDITION, NEITHER THIS SHEET NOR THE INFORMATION IT CONTAINS MAY BE USED BY OR DISCLOSED TO ANY THIRD PARTY WITHOUT DELL'S EXPRESS WRITTEN CONSENT.



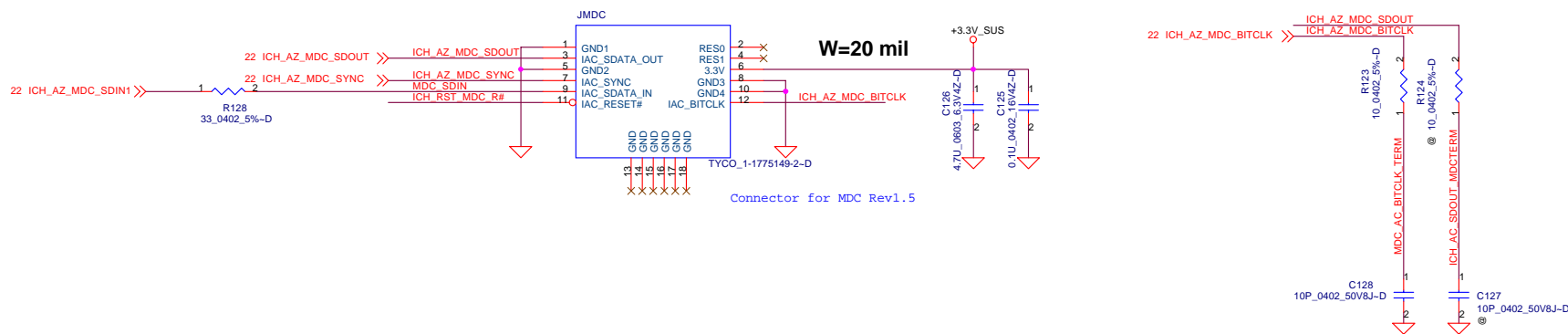
DELL CONFIDENTIAL/PROPRIETARY			
Compal Electronics, Inc.			
Title			
USB 2.0 Port			
Size	Document Number	Rev	
	LA-3301P	1.0	
Date:	Monday, February 26, 2007	Sheet	32 of 58



<https://t.me/biosarchive>



1	GND	RES	2
3	IAC_SDATA0	RES	4
5	GND	3.3V	6
7	IAC_SYNC	GND	8
9	IAC_SDATAIN	GND	10
11	IAC_RESET#	IAC_BITCLK	12



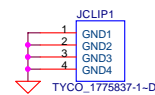
**Compal Electronics, Inc.**

**LA-3301P**

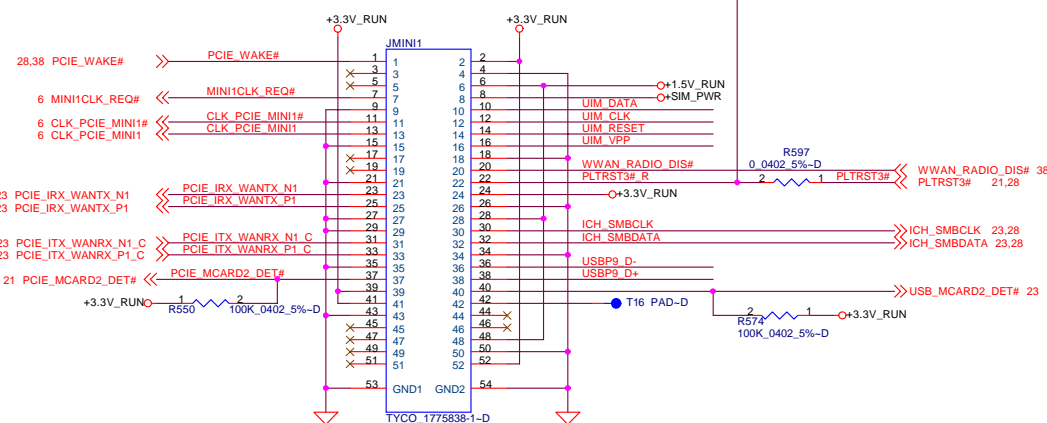
Size	Document Number	Rev
	<b>LA-3301P</b>	1.0
Date:	Monday, February 26, 2007	Sheet 33 of 58

PROPRIETARY NOTE: THIS SHEET OF ENGINEERING DRAWING AND SPECIFICATIONS CONTAINS CONFIDENTIAL TRADE SECRET AND OTHER PROPRIETARY INFORMATION OF DELL INC. ('DELL'). THIS DOCUMENT MAY NOT BE TRANSFERRED OR COPIED WITHOUT THE EXPRESS WRITTEN AUTHORIZATION OF DELL. IN ADDITION, NEITHER THIS SHEET NOR THE INFORMATION IT CONTAINS MAY BE USED BY OR DISCLOSED TO ANY THIRD PARTY WITHOUT DELL'S EXPRESS WRITTEN CONSENT.

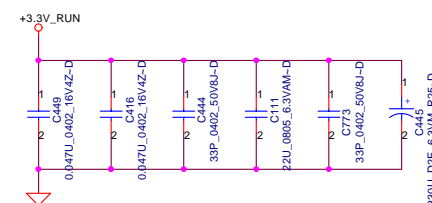
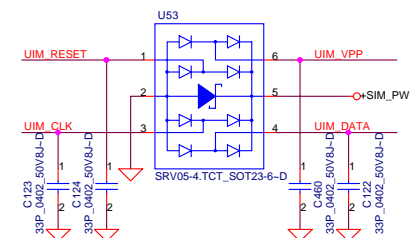
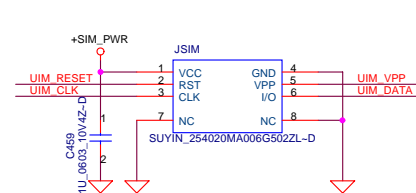
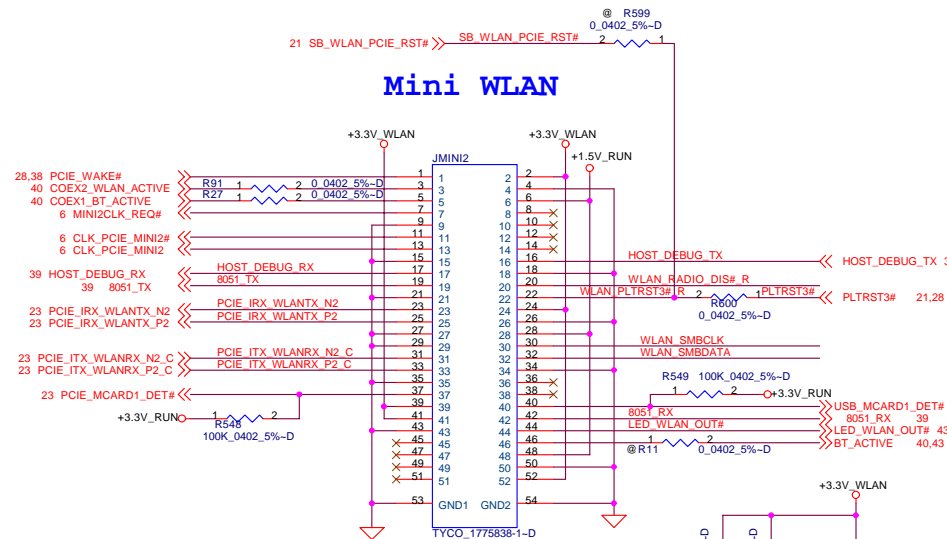




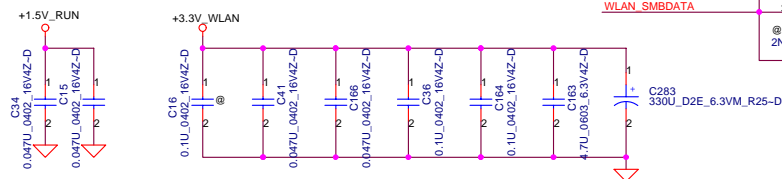
## Mini WWAN



## Mini WLAN



PWR Rail	Voltage Tolerance	Primary Power		Aux Power
		Peak	Normal	Normal
+3.3V	+ -9%	1000	750	
+3.3Vaux	+ -9%	330	250	250 (Wake enable) 5 (Not wake enable)
+1.5V	+ -5%	500	375	NA



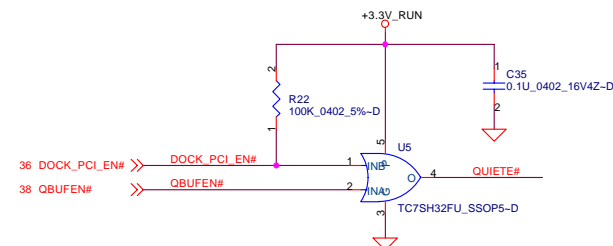
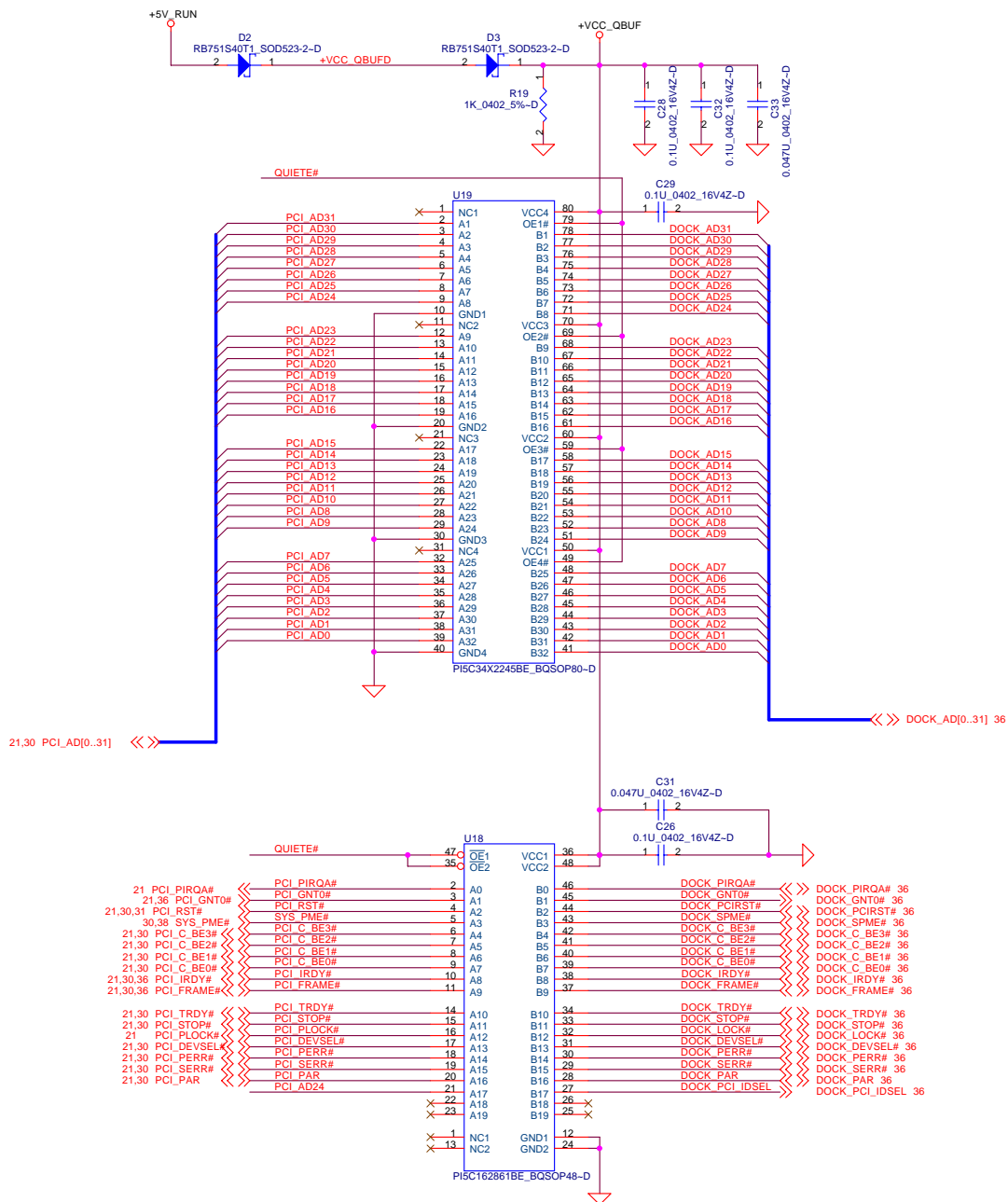
PROPRIETARY NOTE: THIS SHEET OF ENGINEERING DRAWING AND SPECIFICATIONS CONTAINS CONFIDENTIAL TRADE SECRET AND OTHER PROPRIETARY INFORMATION OF DELL INC. ('DELL'). THIS DOCUMENT MAY NOT BE TRANSFERRED OR COPIED WITHOUT THE EXPRESS WRITTEN AUTHORIZATION OF DELL. IN ADDITION, NEITHER THIS SHEET NOR THE INFORMATION IT CONTAINS MAY BE USED BY OR DISCLOSED TO ANY THIRD PARTY WITHOUT DELL'S EXPRESS WRITTEN CONSENT.



**Compal Electronics, Inc.**

**LA-3301P**

Date: Monday, February 26, 2007 Sheet 34 of 58



DELL CONFIDENTIAL/PROPRIETARY

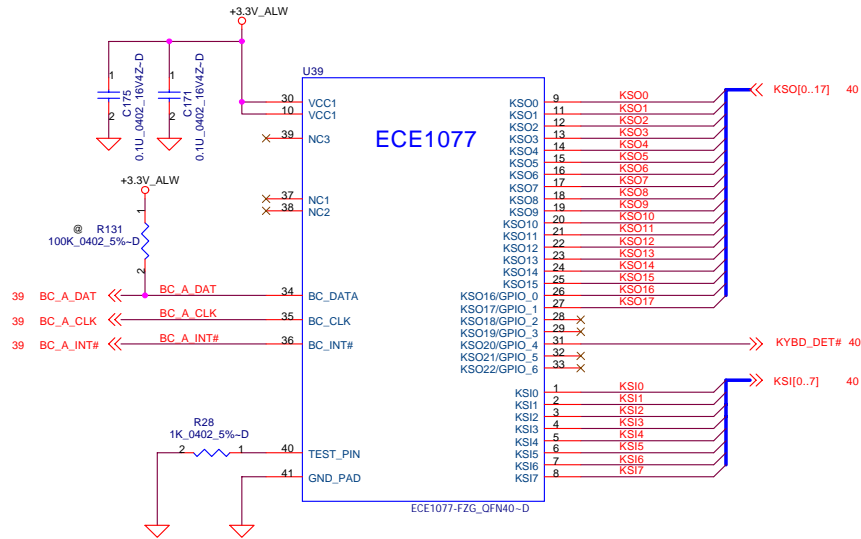
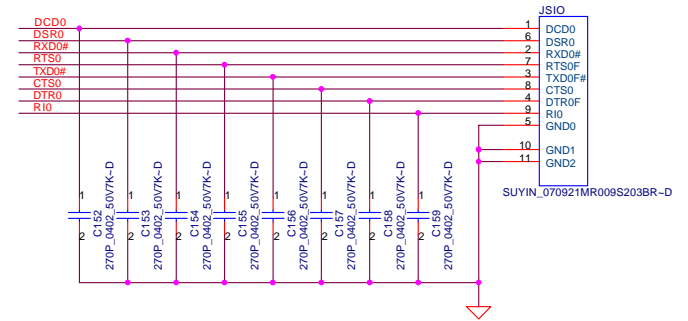
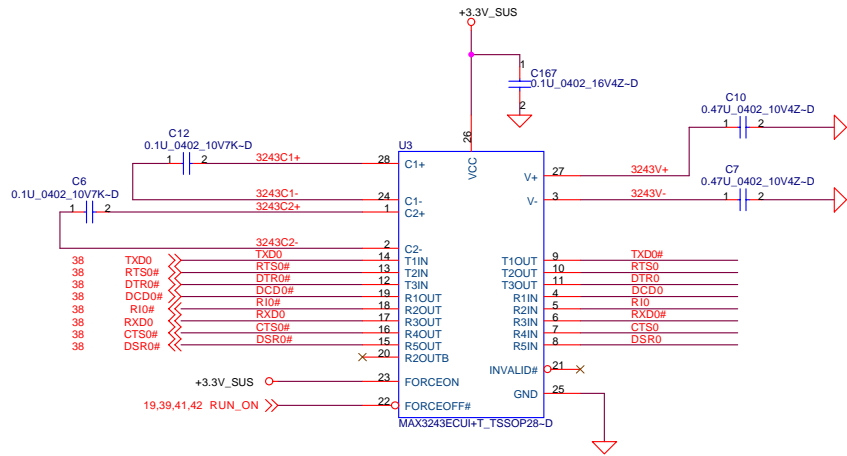
Compal Electronics, Inc.

DOCKING BUFFER

LA-3301P

Title		Document Number		Rev 1.0
Size				
Date:	Monday, February 26, 2007	Sheet	35 of 58	



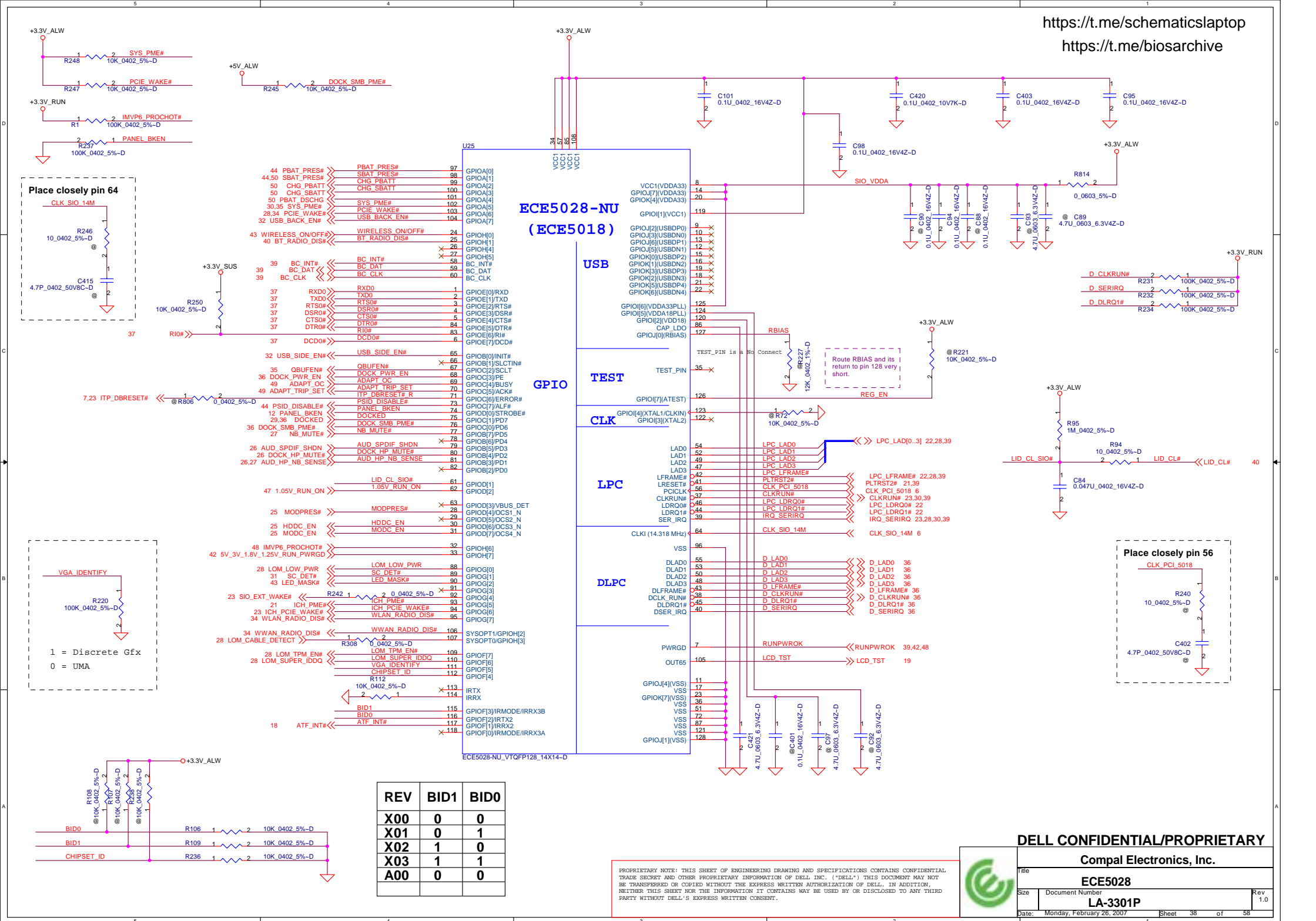


<https://t.me/schematicslaptop>  
<https://t.me/biosarchive>

PROPRIETARY NOTE: THIS SHEET OF ENGINEERING DRAWING AND SPECIFICATIONS CONTAINS CONFIDENTIAL TRADE SECRET AND OTHER PROPRIETARY INFORMATION OF DELL INC. ("DELL"). THIS DOCUMENT MAY NOT BE TRANSFERRED OR COPIED WITHOUT THE EXPRESS WRITTEN AUTHORIZATION OF DELL. IN ADDITION, NEITHER THIS SHEET NOR THE INFORMATION IT CONTAINS MAY BE USED BY OR DISCLOSED TO ANY THIRD PARTY WITHOUT DELL'S EXPRESS WRITTEN CONSENT.

DELL CONFIDENTIAL/PROPRIETARY

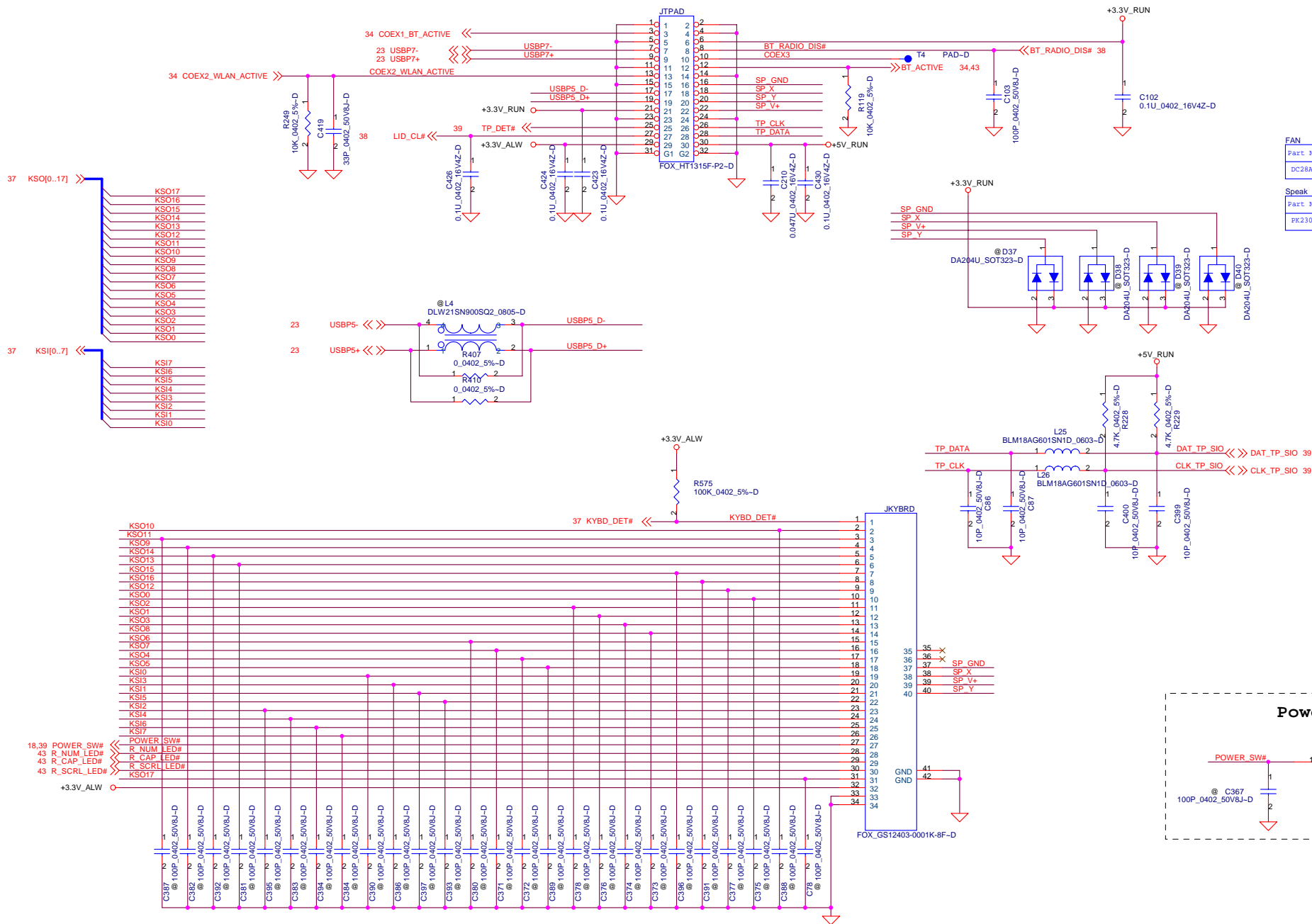
Compal Electronics, Inc.			
Title		Serial & FIR	
Size	Document Number	LA-3301P	
Date	Monday, February 26, 2007	Sheet	37 of 58
Rev	1.0		







Touch PAD



FAN	
Part Number	Description
DC28A000800	FAN SET DAQ20 DC5V AB7405HB-HB3 ADDA

Part Number	Description
PK230003Q0L	SPK PACK ZJX 2.0W 4 OHM FG

Part Number	Description
SP070007V0L	S SOCKET TYCO 1770551-1 10P H5.9 SMART

PCMCIA BODY	
Part Number	Description
DC000001Q0L	PCMCIA TYCO 1759096-1

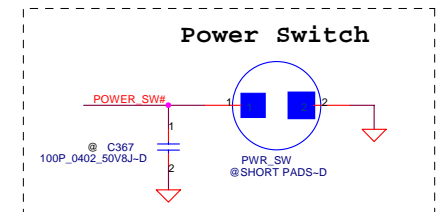
Part Number	Description
DC02000CS0L	H-CONN SET ZGX MB-MDC

Part Number	Description
DC02000840L	H-CONN SET ZJX MB-B/T-TP-FP

Part Number	Description
DC020003Y0L	H-CONN SET ZJX MB-LCD 14 WXGA+(-1ch)

LVDS cable	
Part Number	Description
DC02000870L	H-CONN SET ZJX MB-LCD 14 WXGA+ (~2ch)

RTC BATT	
Part Number	Description
GC20323MX00	BATT CR2032 3V 220MAH MAXELL



[https://t.me/schematics\\_laptop](https://t.me/schematics_laptop)

<https://t.me/biosarchive>

PROPRIETARY NOTE: THIS SHEET OF ENGINEERING DRAWING AND SPECIFICATIONS CONTAINS CONFIDENTIAL TRADE SECRET AND OTHER PROPRIETARY INFORMATION OF DELL INC. ('DELL'). THIS DOCUMENT MAY NOT BE TRANSFERRED OR COPIED WITHOUT THE EXPRESS WRITTEN AUTHORIZATION OF DELL. IN ADDITION, NEITHER THIS SHEET NOR THE INFORMATION IT CONTAINS MAY BE USED BY OR DISCLOSED TO ANY THIRD PARTY WITHOUT DELL'S EXPRESS WRITTEN CONSENT.



DELL CONFIDENTIAL/PROPRIETARY

**Compal Electronics, Inc.**

INT KB

**LA-3301P**

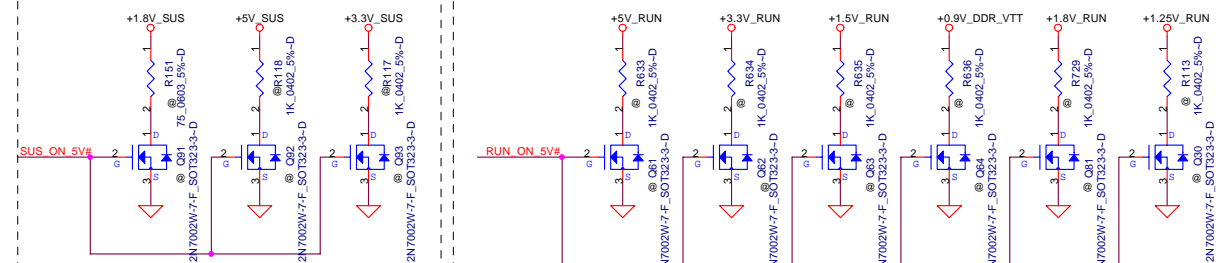
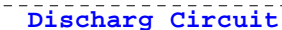
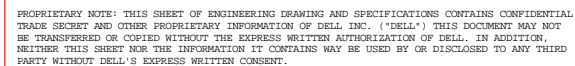
Rev  
1.0

LA-330  
Date: Monday, February 26, 2007

Sheet 40 of 58



[https://t.me/schematics\\_laptop](https://t.me/schematics_laptop)  
<https://t.me/biosarchive>

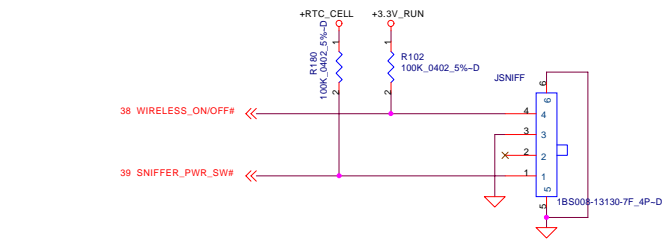
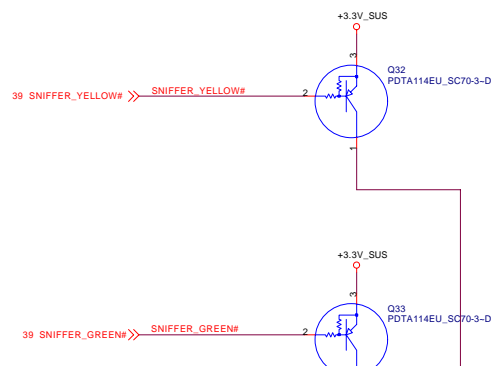
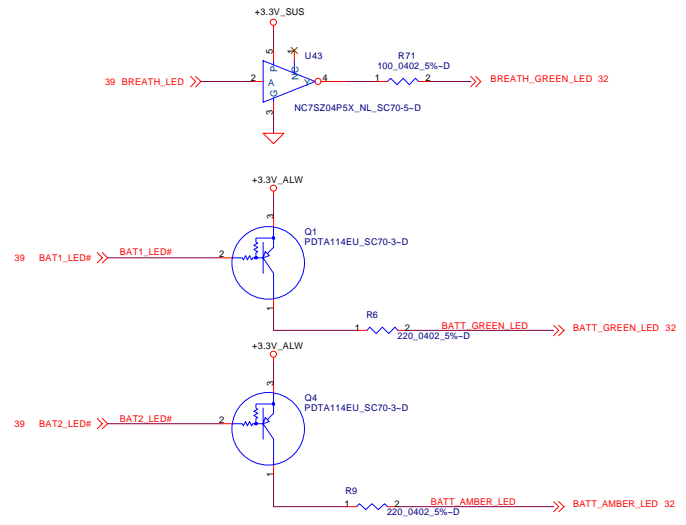
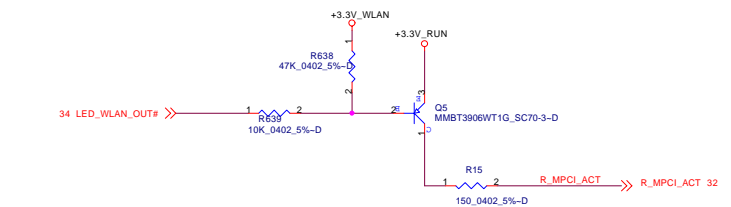
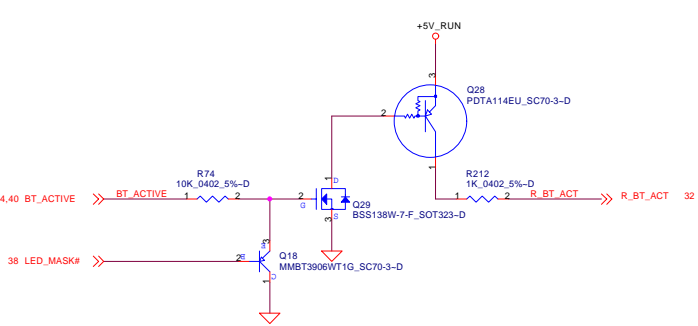
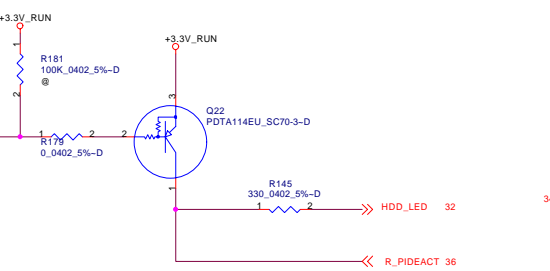
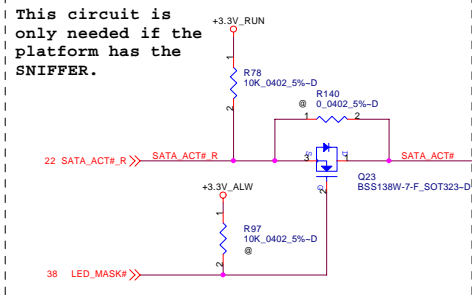
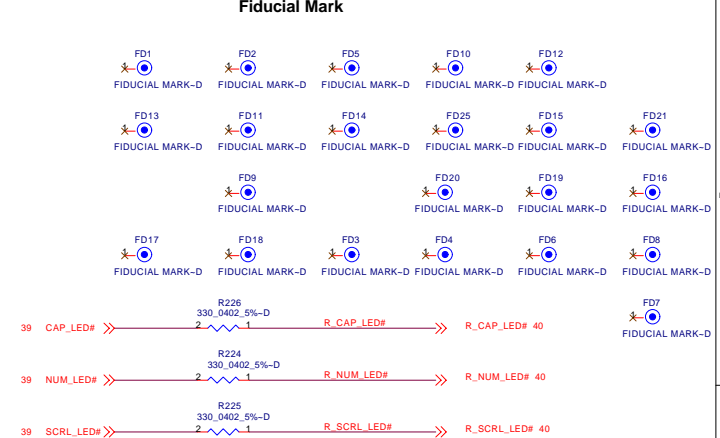
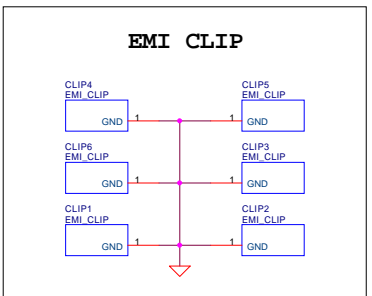
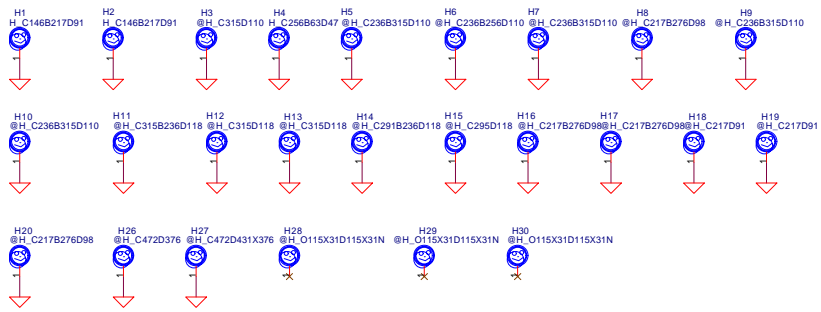


## POWER CONTROL

**LA-3301P**

Date: Monday, February 26, 2007 Sheet 41 of 58

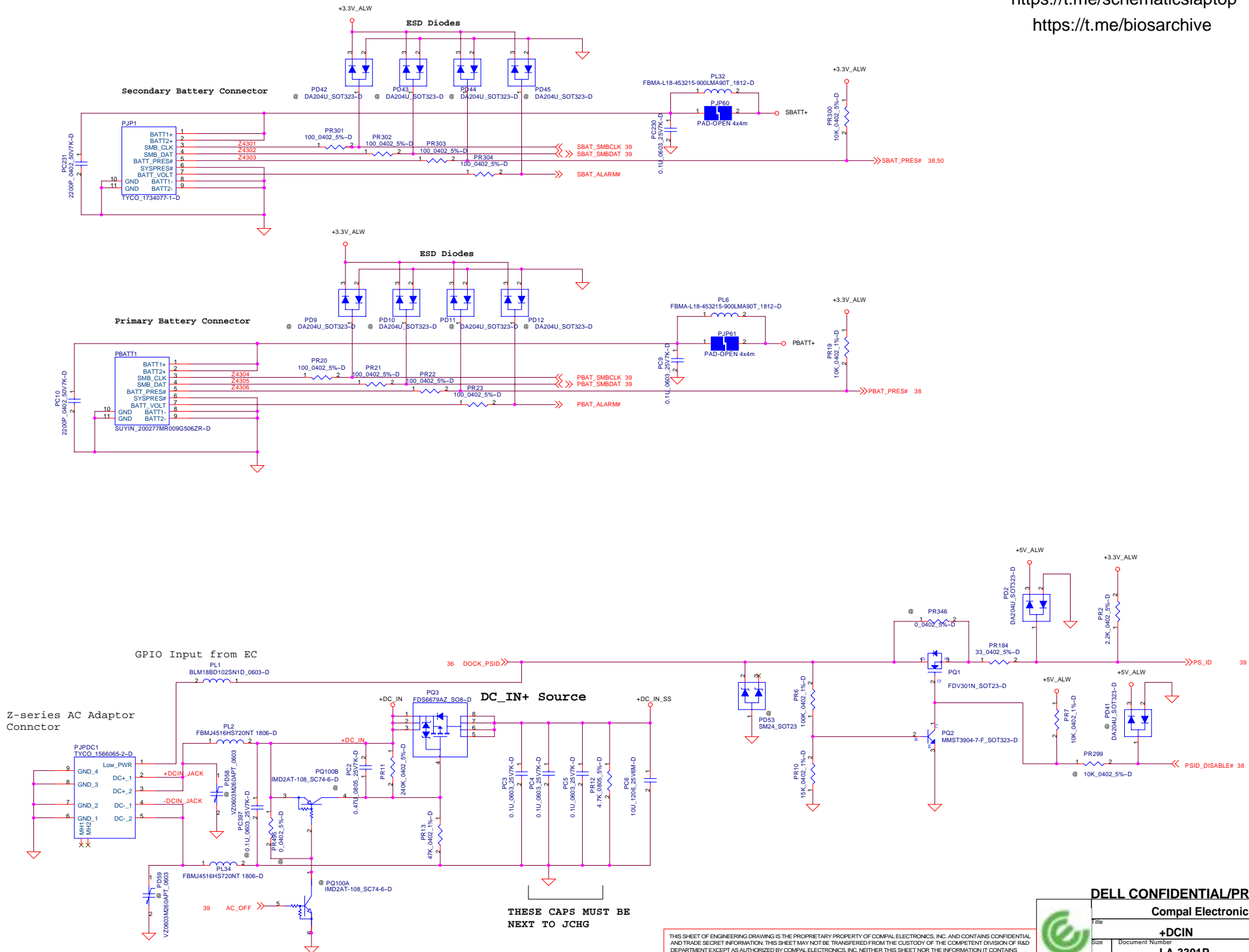




PROPRIETARY NOTE: THIS SHEET OF ENGINEERING DRAWING AND SPECIFICATIONS CONTAINS CONFIDENTIAL TRADE SECRET AND OTHER PROPRIETARY INFORMATION OF DELL INC. ("DELL") THIS DOCUMENT MAY NOT BE TRANSFERRED OR COPIED WITHOUT THE EXPRESS WRITTEN AUTHORIZATION OF DELL. IN ADDITION, NEITHER THIS SHEET NOR THE INFORMATION IT CONTAINS MAY BE USED BY OR DISCLOSED TO ANY THIRD PARTY WITHOUT DELL'S EXPRESS WRITTEN CONSENT.

<https://t.me/schematicsLaptop>

<https://t.me/biosarchive>



THESE CAPS MUST BE  
NEXT TO JCHG

THIS SHEET OF ENGINEERING DRAWING IS THE PROPRIETARY PROPERTY OF COMPALELECTRONICS, INC. AND CONTAINS CONFIDENTIAL AND TRADE SECRET INFORMATION. THIS SHEET MAY NOT BE TRANSFERRED FROM THE CUSTODY OF THE COMPETENT DIVISION OF R&D DEPARTMENT EXCEPT AS AUTHORIZED BY COMPALELECTRONICS, INC. NEITHER THIS SHEET NOR THE INFORMATION IT CONTAINS MAY BE USED BY OR DISCLOSED TO ANY THIRD PARTY WITHOUT PRIOR WRITTEN CONSENT OF COMPALELECTRONICS, INC.

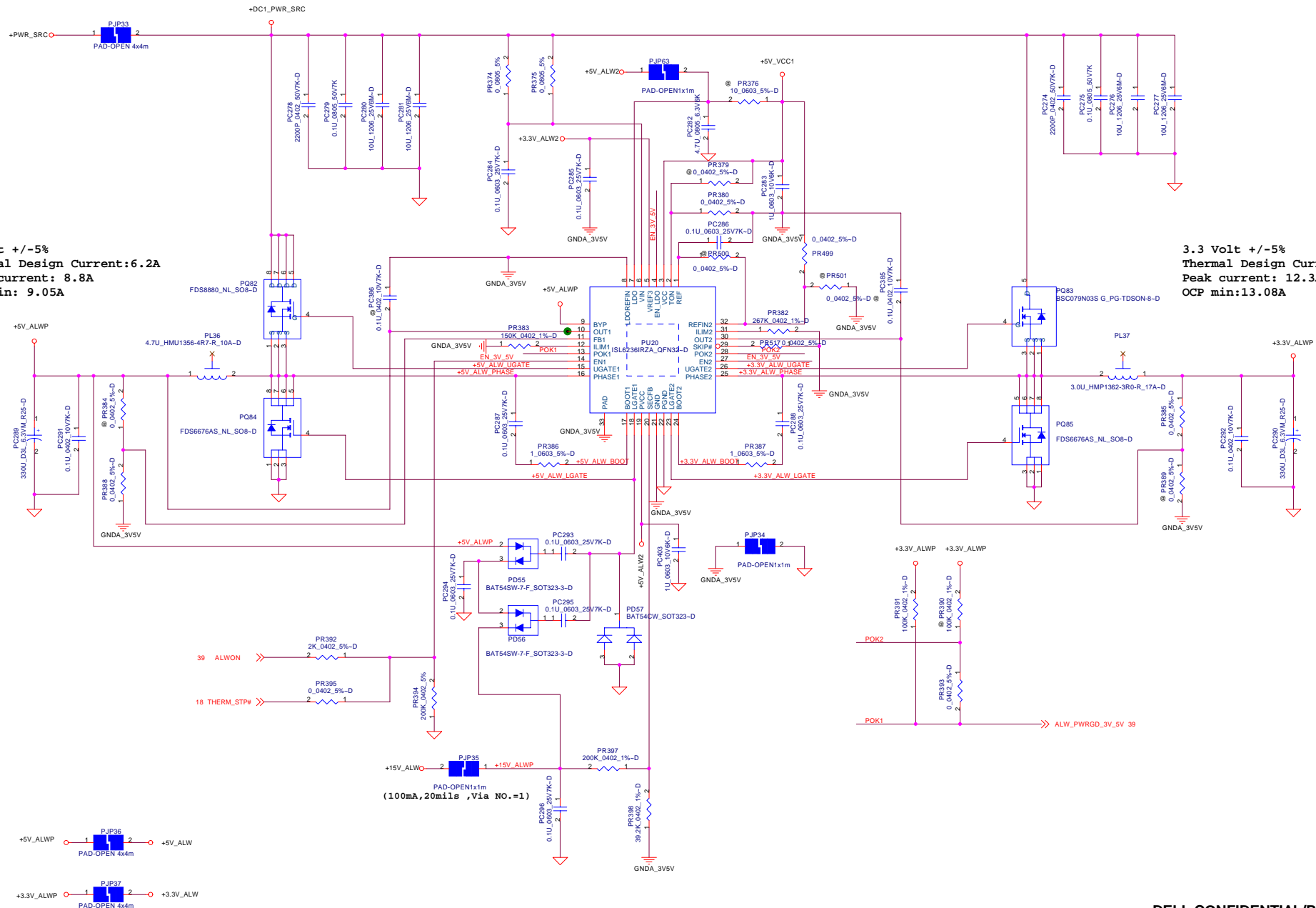
DELL CONFIDENTIAL/PROPRIETARY

Compal Electronics, Inc.

+DCIN

LA-3301P

Size Document Number Rev 0.0  
Date: Monday, February 26, 2007 Sheet 44 of 58



**Compal Electronics, Inc.**

**DC/DC +3V/ +5V**

LA-3301P

Date: Monday, February 26, 2007		Sheet 45 of 58	
---------------------------------	--	----------------	--

THIS SHEET OF ENGINEERING DRAWING IS THE PROPRIETARY PROPERTY OF COMPAL ELECTRONICS, INC. AND CONTAINS CONFIDENTIAL AND TRADE SECRET INFORMATION. THIS SHEET MAY NOT BE TRANSFERRED FROM THE CUSTODY OF THE COMPETENT DIVISION OF DEPARTMENT EXCEPT AS AUTHORIZED BY COMPAL ELECTRONICS, INC. NEITHER THIS SHEET NOR THE INFORMATION IT CONTAINS

**1.8 Volt +/-5%**  
**Thermal Design Current: 5.7A**  
**Peak current: 8.1A**  
**OCP min:8.6A**

**1.25 Volt +/-5%**  
**Thermal Design Current: 1A**  
**Peak current: 1.4A**  
**OCP min:1.72A**

**0.9 Volt +/-5%**  
**Thermal Design Current: 0.7A**  
**Peak current: 1A**

PGND and GND shold be tied together at one point near the GND Pin

**DELL CONFIDENTIAL/PROPRIETAR**  
**Compal Electronics, Inc.**

File		P47-PWR 1.25V/1.8V/LDO Vtt 0.9V	
Size	Document Number	LA-3301P	
Date:	Mondav February 26, 2007	Sheet	46 of 47

Proprietary Note: This sheet of engineering drawing and specifications contains confidential trade secret and other proprietary information of dell inc. ("dell"). this document may not be transferred or copied without the express written authorization of dell. in addition, neither this sheet nor the information it contains may be used by or disclosed to any third party without dell's express written consent.

Date: Monday, February 26, 2007 Sheet 46 of 58

<https://t.me/biosarchive>

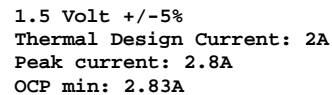
PROPRIETARY NOTE: THIS SHEET OF ENGINEERING DRAWING AND SPECIFICATIONS CONTAINS CONFIDENTIAL TRADE SECRET AND OTHER PROPRIETARY INFORMATION OF DELL INC. ('DELL'). THIS DOCUMENT MAY NOT BE TRANSFERRED OR COPIED WITHOUT THE EXPRESS WRITTEN AUTHORIZATION OF DELL. IN ADDITION, NEITHER THIS SHEET NOR THE INFORMATION IT CONTAINS MAY BE USED BY OR DISCLOSED TO ANY THIRD PARTY WITHOUT DELL'S EXPRESS WRITTEN CONSENT.





<https://t.me/biosarchive>

+DC2\_PWR\_SRC



1.05 Volt +/-5%
Thermal Design Current: 10.8A
Peack current: 15.3A
OCp min: 16.4A

OK to Short if CAD  
System can Support

PROPRIETARY NOTE: THIS SHEET OF ENGINEERING DRAWING AND SPECIFICATIONS CONTAINS CONFIDENTIAL TRADE SECRET AND OTHER PROPRIETARY INFORMATION OF DELL INC. ("DELL"). THIS DOCUMENT MAY NOT BE TRANSFERRED OR COPIED WITHOUT THE EXPRESS WRITTEN AUTHORIZATION OF DELL. IN ADDITION, NEITHER THIS SHEET NOR THE INFORMATION IT CONTAINS MAY BE USED BY OR DISCLOSED TO ANY THIRD PARTY WITHOUT DELL'S EXPRESS WRITTEN CONSENT.

THIS SHEET OF ENGINEERING DRAWING IS THE PROPRIETARY PROPERTY OF COMPAL ELECTRONICS, INC. AND CONTAINS CONFIDENTIAL AND TRADE SECRET INFORMATION. THIS SHEET MAY NOT BE TRANSFERRED FROM THE CUSTODY OF THE COMPETENT DIVISION OF R&D DEPARTMENT EXCEPT AS AUTHORIZED BY COMPAL ELECTRONICS, INC. NEITHER THIS SHEET NOR THE INFORMATION IT CONTAINS



**Compal Electronics, Inc.**

+1.5V\_RUN / +1.05V\_VCCP

**LA-3301P**

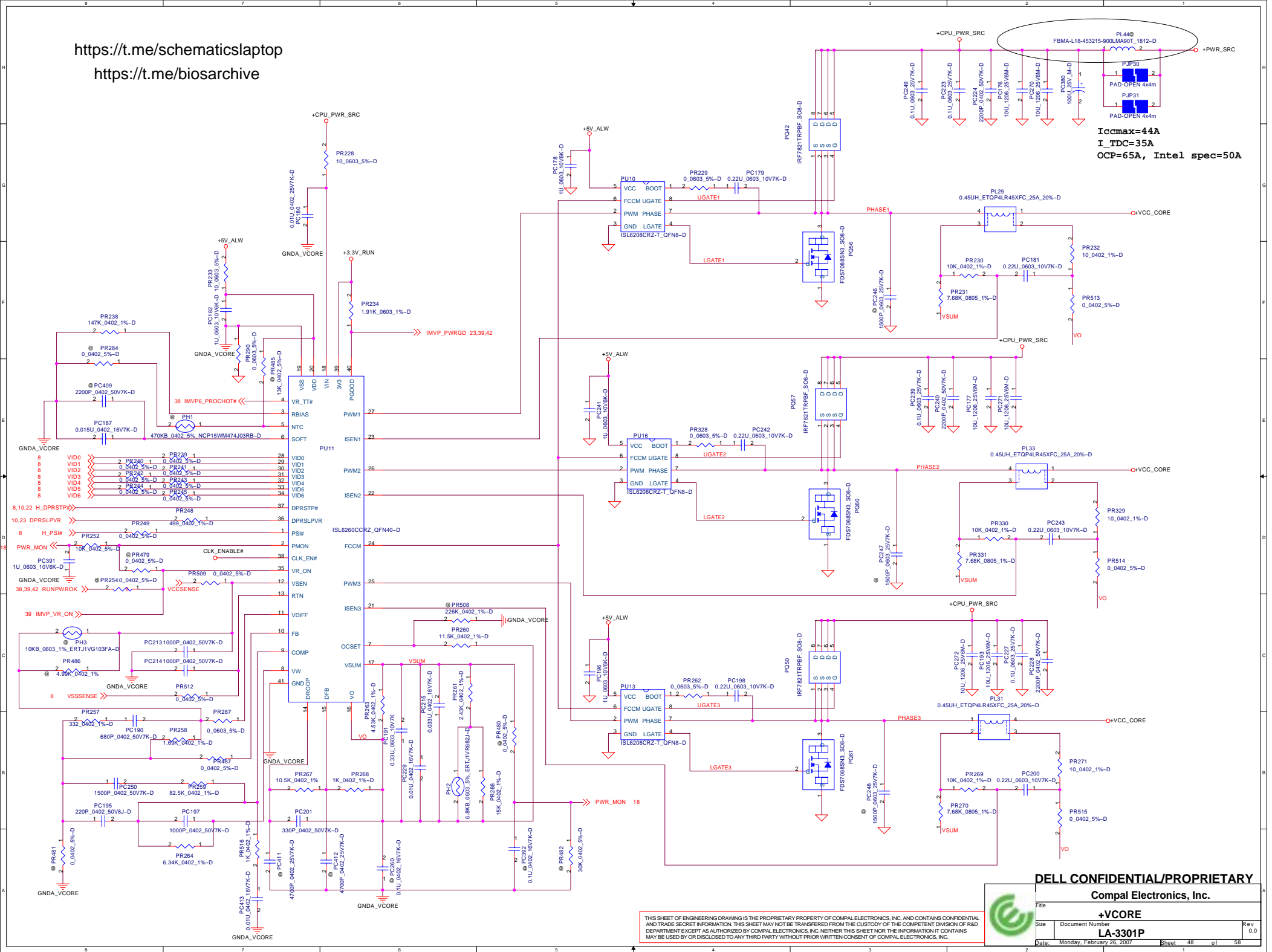
Rev	0.0
-----	-----

Date: Monday, February 26, 2007

Sheet 47 of 58

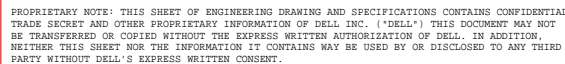
<https://t.me/schematicslaptop>

<https://t.me/biosarchive>



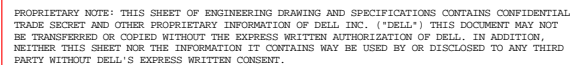


<https://t.me/biosarchive>



Date: Wednesday, February 28, 2007 Sheet 50 of 58

<https://t.me/biosarchive>



1.0

# Version Change List (P. I. R. List)

Item	Page#	Title	Date	Request Owner	Issue Description	Solution Description	Rev.
1	38	HW	08/2/2006	Compal	BID change to X01	Pop R108, depop R106	X01
2	18	HW	08/10/2006	Compal	Change SOT23 package to SOT323 package	Change Q102, to SOT323 package	X01
3	7	HW	08/21/2006	Compal	BITS issue WI86517 (S5 state back driver issue)	Change R324 pin1 connect from +3.3V_ALW to +3.3V_SUS	X01
4	41	HW	08/21/2006	Compal	Bits issue WI84312 (Derating issue)	Change R151 from 30 ohm to 75 ohm	X01
5	23	HW	08/21/2006	Compal	Bits issue WI86509	Populate R761 and change value from 100k to 10k. Change R761 pin1 connect from +3.3V_ALW to +3.3V_SUS	X01
6	12	HW	08/21/2006	Compal	Bits issue WI86510	Remove R390, R393. Connect LCTLA_CLK and LCTLB_DATA to GND	X01
7	39	HW	08/21/2006	Compal	Bits issue WI86511	Add R401 (100K) for signal BC_DAT pull up to +3.3V_ALW	X01
8	37	HW	08/21/2006	Compal	Bits issue WI86512	Change R131 to no-stuff and from 4.7k to 100k per SMSC	X01
9	23	HW	08/21/2006	Compal	Bits issue WI86516	R509 PU for SIO_EXT_SMI# change from +3.3V_ALW to +3.3V_SUS to prevent backdrive through the ICH in S4/S5	X01
10	38,39	HW	08/21/2006	Compal	Bits issue WI86518	Swap PSID GPIO from ECE5018 pin 71 with MEC5025 ITP_DBRESET#/HDT_RESET# pin 55	X01
11	38,39	HW	08/21/2006	Compal	Bits issue WI86531	Move BEEP (ECE5018 GPIOB[6]) to SGPIO46 of MEC5025	X01
12	18	HW	08/21/2006	Compal	Bits issue WI86752	Change pull-up rail for R773 from +5V_SUS to +3.3V_SUS	X01
13	21	HW	08/30/2006	Compal	Bits issue WI86530	Move SB_NB_PCIE_RST# to GPIO4/PIRQG# pinF12 per M08 design, add R631 (20K ohm) for pull down	X01
14	21	HW	09/7/2006	Compal	Bits issue WI86529	Move SB_WLAN_PCIE_RST# to GPIO3/PIRQF# U32 pin G11 per M08 direction, add test point T1 on pin F18	X01
15	39	HW	09/7/2006	Compal	Bits issue WI86376. Due to increase in number of payloads the BIOS is carrying	Change U23 from ( ST M25P80 8M bit ) to ) MXIC MX25L1605AM2C 16M bit )	X01
16	43	HW	09/11/2006	Compal	Bits issue WI90535	Change Q5 to MMBT3906WT1G, R15 to 150 ohm. Add R638 on LED_WLAN_OUT# pull up to +3.3V_WLAN. Add R639 (10K ohm) in series on LED_WLAN_OUT#	X01
17	7	HW	09/14/2006	Compal	Briscoe ESD/EMI Improvement Requests on PT	Remove ITP port and just keep ITP test point	X01
18	43	HW	09/14/2006	Compal	Bits issue WI90709	Remove R73, R178, C192, and C193	X01
19	34	HW	09/14/2006	Compal	Bits issue WI90705	Add SMBus isolation circuit for WLAN, R640,R645,R660,R662,Q45,Q46	X01
20	34	HW	09/14/2006	Compal	Bits issue WI90691	JMINI1 connect to +3.3V_RUN. Removed C427	X01
21	12	HW	09/14/2006	Compal	Shunt caps on LVDS for improving WWAN	Add C181,C192,C193,C196,C207,C209,R667,R685,R686, R687,R688 cross LVDS signals	X01
22	27	HW	09/14/2006	Compal	Bits issue WI90516	Remove C759 from mic amp bias circuit	X01
23	26	HW	09/14/2006	Compal	Bits issue WI90487	Populate R541to cut BEEP level in half	X01
24	43	HW	09/14/2006	Compal	Bits issue WI89631	populate EMI Clips Clip1, Clip2, Clip3, Clip4, Clip5, Clip6	X01

<https://t.me/schematicsLaptop>

<https://t.me/biosarchive>

PROPRIETARY NOTE: THIS SHEET OF ENGINEERING DRAWING AND SPECIFICATIONS CONTAINS CONFIDENTIAL TRADE SECRET AND OTHER PROPRIETARY INFORMATION OF DELL INC. ("DELL") THIS DOCUMENT MAY NOT BE TRANSFERRED OR COPIED WITHOUT THE EXPRESS WRITTEN AUTHORIZATION OF DELL. IN ADDITION, NEITHER THIS SHEET NOR THE INFORMATION IT CONTAINS MAY BE USED BY OR DISCLOSED TO ANY THIRD PARTY WITHOUT DELL'S EXPRESS WRITTEN CONSENT.



DELL CONFIDENTIAL/PROPRIETARY

Compal Electronics, Inc.

Changed-List History

Size	Document Number	Rev
	LA-3301P	1.0
Date:	Wednesday, February 14, 2007	Sheet 52 of 58



# Version Change List (P. I. R. List)

Item	Page#	Title	Date	Request Owner	Issue Description	Solution Description	Rev.
25	23	HW	09/14/2006	Compal	Bits issue WI89409	No stuff R516, add R690 (8.2K ohm) for pull up ICH8 pin AF22 to +3.3V_SUS	X01
26	25	HW	09/14/2006	Compal	Bits issue WI89407	Add Q68, Q69, R691, R692 for HDDC_EN and MODC_EN circuits	X01
27	41	HW	09/14/2006	Compal	Bits issue WI89394	Change connect R765 pin1, R623 pin1, R621 pin1, R766 pin1 from +5V_ALW to +5V_ALW2	X01
28	37,39	HW	09/14/2006	Compal	Bits issue WI89379	Change R387,R389 from 1M to 2.7K. Add R778,R779 for AUX_ON,AC_OFF	X01
29	34	HW	09/15/2006	Compal	Bits issue WI90698	No stuff C16	X01
30	39	HW	09/15/2006	Compal	Bits issue WI92249	Change R730 from 100K to 4.7K ohm	X01
31	34	HW	09/15/2006	Compal	Bits issue WI92288,WI90714	R660 and R662 connected to CLK_SCLK and CLK_SDATA.	X01
32	37,22,33,28,19,20	HW	09/15/2006	Compal	EMI solutions	Populate RS232 C152,153,154,155,156,157,158,159. Resume ICH_AZ_MDC_BITCLK C656,R123,C128. Add R790,R791,C232, C267. Change L63,L65 from 0603size to 0805size. Add C309,C316 for LOM. Add C427,C463 for LVDS. Add fuse F3, R792 for CRT. Populate C660, R545 (10 ohm),C721 (10P)	X01
33	23,36	HW	09/18/2006	Compal	Bits issue WI92298	Move SIO_EXT_SCI# from to ICH8 GPIO11/SMBALERT# pin AG22 to GPO12 pin AC19. Remove D22 and R761 and net DOCK_DET#	X01
34	23	HW	09/18/2006	Compal	Bits issue WI92299	ICH8 Pin AG22 tie to LOM_ICH_SMBALERT#. Add R793 (0 ohm) series on LOM_ICH_SMBALERT# and LOM_SMB_ALERT#. Change R730 pull up rail from +3.3V_ALW to +3.3V_LAN. Add R807 pull up to +3.3V_SUS for LOM_ICH_SMBALERT#	X01
35	39	HW	09/18/2006	Compal	Bits issue WI92301	Move ALW_PWRGD_3V_5V from MEC5025 pin 18 to MEC5025 pin 29. Remove 3.3V_5V_SUS_PWRGD from MEC5025 pin 29	X01
36	38,39	HW	09/18/2006	Compal	Bits issue WI92305	Swap DOCK_SMB_PME and DOCK_SMB_ALERT# from MEC5025 pin3 and ECE5028 pin76	X01
37	39,42	HW	09/18/2006	Compal	Bits issue WI92308	Removed 3.3V_LAN_PWRGD from MEC5025 KS015/GPIO5. Remove U52,Q83,D29,R89,R98,R381,C784,C182,C183,C184	X01
38	39	HW	09/18/2006	Compal	Bits issue WI92312	Add R795 (0 ohm) pull down for MEC5025 pin 14	X01
39	29	HW	09/19/2006	Compal	EMI issue	Populate R671~R678 and C866~C869. Change L69~L76 from 24NH to 36NH inductor	X01
40	27	HW	09/19/2006	Compal	Bits issue WI90510	Add R796,R797 (0ohm) between L47/L48 and C728/C730	X01
41	6	HW	09/20/2006	Compal	Bits issue WI93162	NC JITP pin 1,2,3,5,7,11,12,13,15,17,19,21,23. Add test point T47~T52 for ITP_BPM#0~ITP_BPM#5. Remove R322	X01
42	28	HW	09/20/2006	Compal	Bits issue WI92858	Change R669 to from 1.15K to 1.13K. Depop C771 & C772. Change C861 and C862 to 22pF	X01
43	38	HW	09/20/2006	Compal	Bits issue WI92857	Add no-stuff series 0-ohm for ITP_DBRESET# on ECE5028	X01
44	19	HW	09/20/2006	Compal	WWAN noise issue	Add R808,R809,R810,R811 series for LCD_DDCCLK, LCD_DDCDATA, LCD_SMBCLK, LCD_SMBDAT	X01
45	33	HW	09/21/2006	Compal	Bits issue WI93157	Remove R586 and make JMDC pin2 NC	X01

<https://t.me/schematicslaptop>

<https://t.me/biosarchive>

PROPRIETARY NOTE: THIS SHEET OF ENGINEERING DRAWING AND SPECIFICATIONS CONTAINS CONFIDENTIAL TRADE SECRET AND OTHER PROPRIETARY INFORMATION OF DELL INC. ("DELL") THIS DOCUMENT MAY NOT BE TRANSFERRED OR COPIED WITHOUT THE EXPRESS WRITTEN AUTHORIZATION OF DELL. IN ADDITION, NEITHER THIS SHEET NOR THE INFORMATION IT CONTAINS MAY BE USED BY OR DISCLOSED TO ANY THIRD PARTY WITHOUT DELL'S EXPRESS WRITTEN CONSENT.



DELL CONFIDENTIAL/PROPRIETARY

Compal Electronics, Inc.

Changed-List History

Size	Document Number	Rev
	LA-3301P	1.0
Date:	Wednesday, February 14, 2007	Sheet 53 of 58

# Version Change List (P. I. R. List)

Item	Page#	Title	Date	Request Owner	Issue Description	Solution Description	Rev.
46	34	HW	09/21/2006	Compal	Bits issue WI93158	Depop Q45, Q46	X01
47	51	HW	09/22/2006	Compal	Bits issue WI93586	Add R812,R813 (9.09K ohm) and chagne R253,R254 to 2.94K ohm for SDVO_CTRLCLK /DAT voltage divider	X01
48	6	HW	09/25/2006	Compal	Bits issue WI93403	C484 change to 33pF, C861/C862 change to 22pF	X01
49	29	HW	09/26/2006	Compal	Bits issue DF86424	No Populate C866-C869/R671-R678	X01
50	40	HW	09/26/2006	Compal	EMI request	Add D37-D40 for stick point signals	X01
51	32	HW	09/27/2006	Compal	EMI request	Add FUSE4,FUSE5	X01
52	18	HW	10/05/2006	Compal	Bits issue WI94892	Populate R771, C750, R772, Q102, R773	X01
53	30	HW	10/05/2006	Compal	Bits issue WI95910	Change R603 from 6.2k to 5.9k. Change C805 from 820pF to 270pF	X01
54	38,23 12,27,6	HW	10/05/2006	Compal	Bits issue WI95932	No stuff R227, R221, C89, C93, C97, c401, C92, r72, C90, C88. Change R369 to 3.3K 1%. No stuff C775-C781, C785. No stuff R514 (no iAMT). Populate R515.	X01
55	36	HW	10/14/2006	Dell	Bits issue WI97539	Added signal DOCK_DET# to JDockBpin137, pin205 and Q3pin2	X02
56	9	HW	10/17/2006	Dell	Bits issue WI97840	Add 0.1 uf (0402) caps on +Vcc_Core to Gnd. Four total, bottom of board. (C870 ~ C873)	X02
57	23	HW	10/18/2006	Dell	Bits issue WI98222 (Change for ASF2.0 due to ICH8M errata )	1. No stuff R502, R503 2. Connect the pad of R503.2 to the pad of R498.2 3. Connect the pad of R502.1 to the pad of R499.2	X02
58	38	HW	10/24/2006	Dell	Board ID Changed to X02	Populated R106, R107. Depopulated R108, R109.	X02
59	13	HW	10/27/2006	Dell	Bits issue WI100037. Intel CRT noise issue	Change L36 to 100 ohm resistor and change C722 to 22nF. Replace C569 with a 0603 1uF cap	X02
60	23	HW	10/30/2006	Dell	Bits issue WI100049	Add R816,C874 for USB_IDE#. R817,C875 for SIO_EXT_WAKE#. R819,C876 for PCIE_MCARD1_DET#. R820,C878 for USB_MCARD1_DET#. R818,C877 for USB_MCARD2_DET#. Remove net RSVD_GPIO6 and R513	X02
61	51	HW	11/2/2006	Dell	Bits issue WI100826	Change Change R812, R813 from 9.09K 1% to 13.7K 1%. Change R253, R254 from 2.94K 1% to 4.32K 1%	X02
62	28	HW	11/7/2006	Dell	Bits issue WI102451	Change L64,L66,L67,L68 from BLM18AG601SN1D to BK1608LM182. Change R668 to L88 BK1608LM182. Change L63, L65 from BLM21AG601SN1D to BK2125LM182. Chagne C850,C852,C856,C858 to 47pF caps. Change C849 to 1000pF. Populate C863, C864	X02
63	6,23,34	HW	11/8/2006	Dell	Bits issue WI103311	Change R309 from 8.2K to 2.2K. No stuff R820. No stuff R550	X02
64	2	HW	11/8/2006	Dell	Correct Block diagram	Correct block diagram	X02
65	39	HW	11/14/2006	Dell	Bits issue WI103986	Change C379 from 22pF to 33pF per KDS X'tal report	X02

<https://t.me/schematicsLaptop>  
<https://t.me/biosarchive>

PROPRIETARY NOTE: THIS SHEET OF ENGINEERING DRAWING AND SPECIFICATIONS CONTAINS CONFIDENTIAL TRADE SECRET AND OTHER PROPRIETARY INFORMATION OF DELL INC. ("DELL") THIS DOCUMENT MAY NOT BE TRANSFERRED OR COPIED WITHOUT THE EXPRESS WRITTEN AUTHORIZATION OF DELL. IN ADDITION, NEITHER THIS SHEET NOR THE INFORMATION IT CONTAINS MAY BE USED BY OR DISCLOSED TO ANY THIRD PARTY WITHOUT DELL'S EXPRESS WRITTEN CONSENT.



## DELL CONFIDENTIAL/PROPRIETARY

Compal Electronics, Inc.			
Chaged-List History			
Size	Document Number	Rev	
	LA-3301P	1.0	
Date:	Wednesday, February 14, 2007	Sheet	54 of 58

Version Change List ( P. I. R. List )

Item	Page#	Title	Date	Request Owner	Issue Description	Solution Description	Rev.
89	19	HW	2/28/2007	Compal	Bits issue WII25145.DPST enablement for UMA	Populate R156 (0_0402_5%)	A00
90	39	HW	3/1/2007	Compal	Bits issue WII25577	Populate R92. Depop R93	A00
91	13	HW	3/1/2007	Compal	Bits issue WII25883	Add note "C533,C534,C536,C545,C553,C579 are being replaced by 0-ohm 0805 resistor" on page 13	A00
92	18	HW	3/7/2007	Compal	Bits issue WII27297	Populate R441	A00
93	27	HW	3/7/2007	Dell	Bits issue WII27300	Change U40 from 74AHC1G08 to 74AHCT1G08	A00
					<a href="https://t.me/schematicslaptop">https://t.me/schematicslaptop</a> <a href="https://t.me/biosarchive">https://t.me/biosarchive</a>		
					<a href="https://t.me/schematicslaptop">https://t.me/schematicslaptop</a> <a href="https://t.me/biosarchive">https://t.me/biosarchive</a>		
					<a href="https://t.me/schematicslaptop">https://t.me/schematicslaptop</a> <a href="https://t.me/biosarchive">https://t.me/biosarchive</a>		

PROPRIETARY NOTE: THIS SHEET OF ENGINEERING DRAWING AND SPECIFICATIONS CONTAINS CONFIDENTIAL TRADE SECRET AND OTHER PROPRIETARY INFORMATION OF DELL INC. ("DELL") THIS DOCUMENT MAY NOT BE TRANSFERRED OR COPIED WITHOUT THE EXPRESS WRITTEN AUTHORIZATION OF DELL. IN ADDITION, NEITHER THIS SHEET NOR THE INFORMATION IT CONTAINS MAY BE USED BY OR DISCLOSED TO ANY THIRD PARTY WITHOUT DELL'S EXPRESS WRITTEN CONSENT.



DELL CONFIDENTIAL/PROPRIETARY

Compal Electronics, Inc.

Changed-List History

LA-3301P

1.0

Wednesday, March 07, 2007

Sheet 55 of 58

# Version Change List (P. I. R. List)

Item	Page#	Title	Date	Request Owner	Issue Description	Solution Description	Rev.
66	25,41	HW	11/20/2006	Compal	Bits issue WI105207	Change net name from +5V_ALW2 to +3.3V_ALW2 at R618.1, R626.1, R623.1, R621.1, R766.1, R765.1	X03
67	38,39	HW	11/21/2006	Dell	Bits issue WI105754	Change R794 pin1 from +5V_ALW to +3.3V_ALW. Change R245 pin1 from +3.3V_ALW to +5V_ALW	X03
68	26	HW	11/21/2006	Dell	Bits issue WI105758. Updates for potential Back Drive	Add 100kohm resistor R721 between U35 pin 40 and +3.3V_RUN and 1000pF cap C759	X03
69	51	HW	12/1/2006	Dell	Bits issue WI100826	Change R253, R254 from 2.94K_1% to 5.23K_1%. Change R812, R813 from 9.09K_1% to 16.5K_1%	X03
70	21,23,34	HW	12/1/2006	Dell	Bits issue WI106999	Please populate R820 with a 4.7k-ohm resistor. Move signal PCIE_MCARD2_DET# from ICH8m GPIO20 pinAE11 to PIRQH#/GPIO5 pinB3. Delete R457 and net ICH_GPIO5_PIRQH#. Populate R550	X03
71	41	HW	12/1/2006	Dell	Bits issue WI107466. +2.5V_LAN in-rush current test fai.	Populate C208	X03
72	27	HW	12/6/2006	Dell	Bits issue WI107896	Change R554 from 10K to 0 ohm	X03
73	36,38	HW	12/6/2006	Dell	Bits issue WI108259. Per M08 GPIO map rev A15 Change list	Change net DOCK_SMB_PME to DOCK_SMB_PME#	X03
74	9	HW	12/6/2006	Dell	Bits issue WI108223	Change C177,C179,C178,C366,C338,C365 to EEFSX0D221E7 220uF	X03
75	38	HW	12/11/2006	Dell	Change Board ID from X02 to X03	Populate R108, Depop R106	X03
76	39	HW	12/14/2006	Dell	Bits issue WI110179	Add EC_FLASH_PAD pin1 connect to +3.3V_ALW,pin2 connect to R76 pin1 and R80 pin1	X03
77	27	HW	12/15/2006	Dell	Bits issue WI110158	Add R822 (1M_0402) from Pin 10 (C1P) pin of MAX9789A to ground	X03
78	13,14	HW	12/15/2006	Dell	Bits issue WI109712	Change C544,C560,C615,C551,C564,C593 to X6S SPEC	X03
79	26	HW	12/18/2006	Dell	Bits issue WI110749	Add R823 (10K_0402) to ground on pin 47 of STAC9205 (U37)	X03
80	29	HW	12/20/2006	Dell	Bits issue WI111288	Change R683 from 150ohms to 110 ohms, R684from 150ohms to 200ohms	X03
81	12,23 28	HW	12/25/2006	Dell	Change AC Coupling Cap SPEC for PCIE	Change C500~C507,C664,C666~C670,C851,C853,C994,C999 from 0.1uF Y5V to 0.1uF X7R	X03
82	38	HW	1/26/2007	Dell	Bits issue WI115658. M08 GPIO map rev A16 change	Change ECES028 GPIOF4 from BID2 to CHIPSET_ID.	A00
83	38	HW	1/26/2007	Dell	Change BID to from X03 to A00	Depop R107,R108. Populate R106,R109	A00
84	23	HW	2/12/2007	Dell	Bits issue WI121957	Add R834 (1M_0402_1%) for ICH_LAN_RST#	A00
85	27	HW	2/12/2007	Dell	Bits issue WI121438	Change R565 from 10K to 100k ohm	A00
86	41	HW	2/12/2007	Dell	Bits issue DF116813	Depop C194, changed C815 from 4700pF to 2200pF	A00
87	13	HW	2/27/2007	Dell	Bits issue WI109712. Because can't find 2nd source	Change C560 and (C615, C551, C564) Back to X5R	A00
88	23	HW	2/27/2007	Dell	Bits issue WI125173. Per Intel's latest recommendation	Change R834 from 1M to 10K	A00

<https://t.me/schematics1aptop>  
<https://t.me/biosarchive>

PROPRIETARY NOTE: THIS SHEET OF ENGINEERING DRAWING AND SPECIFICATIONS CONTAINS CONFIDENTIAL TRADE SECRET AND OTHER PROPRIETARY INFORMATION OF DELL INC. ("DELL") THIS DOCUMENT MAY NOT BE TRANSFERRED OR COPIED WITHOUT THE EXPRESS WRITTEN AUTHORIZATION OF DELL. IN ADDITION, NEITHER THIS SHEET NOR THE INFORMATION IT CONTAINS MAY BE USED BY OR DISCLOSED TO ANY THIRD PARTY WITHOUT DELL'S EXPRESS WRITTEN CONSENT.



## DELL CONFIDENTIAL/PROPRIETARY

Compal Electronics, Inc.

### Changed-List History

Size	Document Number	Rev
	LA-3301P	1.0
Date:	Wednesday, February 28, 2007	Sheet 55 of 58

# Version Change List (P. I. R. List)

Item	Page#	Title	Date	Request Owner	Issue Description	Solution Description	Rev.
1	48/50	PWR	9/14	Elick	change the AL CAP to 2000hr	change PC380 from SF10004M08L to SF000000S8L. change PC381 from SF10004M08L to SF000000S8L. change PC382 from SF10004M08L to SF000000S8L.	0.1
2	45	PWR	9/14	DELL	BITS-WI91007 change to correct part for 15ALW.	change PD55 from SCSB717F08L to SCS00001U8L. change PD56 from SCSB717F08L to SCS00001U8L.	0.1
3	48	PWR	9/14	DELL	change to PSL of DELL	change PH2 from SL20000030L to SL200000F8L	0.1
4	44	PWR	9/14	DELL	change to PSL of DELL	change PL1 from SM01001680L to SM010008U0L.	0.1
5	44	PWR	9/14	DELL	change to PSL of DELL	change PL2 from SM01001418L to SM010009C8L. change PL34 from SM01001418L to SM010009C8L.	0.1
6	46	PWR	9/14	DELL	BITS-WI89364 The 0.9V_DDR_VTT_PWRGD net is not used at the MEC5025. The 0.9V_DDR_VTT_PWRGD net should be no connect at the MEC5025 pin 73.	remove PR437, PR438, PR441, PQ93 and PQ94.	0.1
7	45	PWR	9/14	DELL	BITS-WI90985 following DELL rule	Change PC285 pin 2 pad connection from PGND to AGND.	0.1
8	45	PWR	9/14	DELL	BITS-WI90999 Change PQ83 from FDS8880 to BSC079N03SG PPAK	Change PQ83 from SB000004U8L to SB000004D8L.	0.1
9	45	PWR	9/14	DELL	BITS-WI91012 change to correct current limits	Change PR383 from 124k(SD03412438L) to 150K(SD03415038L). Change PR382 from 187k(SD03418738L) to 226K(SD03422638L).	0.1
10	47	PWR	9/14	DELL	BITS-WI91287 following DELL rule	Depopulate PR415 and PR416 resistors.	0.1
11	47	PWR	9/14	DELL	BITS-WI91288 Change PQ86 from SI4392DY to SI4682DY.	change PQ86 from SB54392008L to SB000006N0L	0.1
12	49	PWR	9/14	DELL	BITS-WI91291 be compliant with the reference schematic.	Change PR274 from 4.7 ohm(SD000006T8L) to 33 ohm(SD014330A8L). Populate PR373 and PD54.	0.1
13	47	PWR	9/14	DELL	BITS-WI91374 following DELL rule	Change PR408 from 75K(SD03475028L) to 82.5K(SD00000278L).	0.1
14	46	PWR	9/14	DELL	BITS-WI91672 Change in 1.25V_RUN_PWRGD circuit.	Change the node name connected to pin 2 of PR431from +3.3V_ALW to +3.3V_SUS. Depopulate PR431.	0.1
15	44	PWR	9/14	DELL	BITS-WI91689 DC IN schematic changes.	Change PL1 from SM01001680L to SM010008U0L. Change PQ100 from SI2301BDS(SB923010020) to PQ100A depopulated IMD2A(SB000009N8L). Change PQ101 from SI2301BDS(SB923010020) to PQ100B depopulated IMD2A(SB000009N8L). Change PR12 from 10K,0603(SD01310028L) to 4.7K,0805(SD00247018L).	0.1

<https://t.me/schematics1aptop>

<https://t.me/biosarchive>

PROPRIETARY NOTE: THIS SHEET OF ENGINEERING DRAWING AND SPECIFICATIONS CONTAINS CONFIDENTIAL TRADE SECRET AND OTHER PROPRIETARY INFORMATION OF DELL INC. ("DELL") THIS DOCUMENT MAY NOT BE TRANSFERRED OR COPIED WITHOUT THE EXPRESS WRITTEN AUTHORIZATION OF DELL. IN ADDITION, NEITHER THIS SHEET NOR THE INFORMATION IT CONTAINS MAY BE USED BY OR DISCLOSED TO ANY THIRD PARTY WITHOUT DELL'S EXPRESS WRITTEN CONSENT.

<b>DELL CONFIDENTIAL/PROPRIETARY</b>			
<b>Changed-List History 1</b>			
Size	Document Number	Rev	
	<b>LA-3301P</b>	<b>0.6</b>	
Date:	Wednesday, February 28, 2007	Sheet	56 of 58

## Version Change List ( P. I. R. List )

<https://t.me/schematicsldapot><https://t.me/biosarchive>

Item	Page#	Title	Date	Request Owner	Issue Description	Solution Description	Rev.
16	46	PWR	9/15	DELL	BITS-WI92156 correct the current limit on 1.25V output	change PR425 from 39.2K(SD03439228L) to 51.1K (SD03451128L)	0.1
17	46	PWR	9/15	DELL	BITS-WI91655 Add 0.1uF connected to the pins 1 and 2 of PU24	Add PC410(SE042104K8L). One pad connected to the pins 1 and 2 of PU24 . The other pad is connected to PGND.	0.1
18	46	PWR	9/15	DELL	BITS-WI91929 correct the current limit on 1.8V output	change PR426 from 110K(SD03411038L) to 130K (SD03413038L)	0.1
19	48	PWR	9/18	DELL	BITS-WI92465 improve transients at load dump. and reduce jittering.	Add depopulate PR516(SD03410018L) and depopulate PC413(SE076103K8L) between pin 9 of PU11 and AGND. Add depopulated PC411(SE075472K8L),4700pF between pin 14 of PU11 and AGND . Add depopulated PC412(SE075472K8L),4700pF between pin 15 of PU11 and AGND	0.1
20	44	PWR	9/21	DELL	BITS-WI91689 change PL1 from BK1608HM to BLM18BD102SN1D.	change PL1 from SM010008U0L to SM010007C8L.	0.1
21	48/50	PWR	9/21	DELL	BITS-WI87563 change populate PC380 from 25CE100AX to 25CE100LS change PC381 from 25CE100AX to 25CE100LS change PC382 from 25CE100AX to 25CE100LS	change populate PC380 from SF000000S8L to SF000000T8L. change PC381 from SF000000S8L to SF000000T8L. change PC382 from SF000000S8L to SF000000T8L.	0.1
22	49	PWR	9/29	DELL	match Maxim's response time of ICM input to comparator.	change PR361 from 0 Ohm (SD02800008L) to 8.45K (SD00000068L). change PC254 from 0.01uF 25V (SE068103K8L) to 0.1uF 16V (SE076104K8L).	0.1
23	49	PWR	9/29	DELL	ICM is voltage source and does not need this component.	depopulate PR150.	0.1
24	49	PWR	9/29	DELL	Increase BW from 20kHz to 25kHz while maintaining 80degrees phase margin.	change PR148 from 4.7K (SD03447018L) to 10K (SD03410028L).	0.1
25	49	PWR	9/29	DELL	following DELL rule	depopulate PD54 and PR373	0.1
26	48	PWR	10/27	DELL	Add bead to connect +PWR_SRC to +CPU_PWR_SRC	Add PL44(SM01002078L) to parallel PJP30.	0.2
27	45,46,47	PWR	10/27	DELL	BITS-WI99902 This is to add an optional ultrasonic mode in case the regulators experience an audible noise.	Add PR517(SD02800008L) between pin 29 of PU20 and AGND . Add PR518(SD02800008L) between pin 29 of PU22 and AGND . Add PR519(SD02800008L) between pin 29 of PU21 and AGND .	0.2
28	46	PWR	10/31	DELL	BITS-WI100140 Change PR429 from 0 ohm to 1 ohm	change PR429 from 0 Ohm (SD01300008L ) to 1 Ohm(SD013100B8L).	0.2

PROPRIETARY NOTE: THIS SHEET OF ENGINEERING DRAWING AND SPECIFICATIONS CONTAINS CONFIDENTIAL TRADE SECRET AND OTHER PROPRIETARY INFORMATION OF DELL INC. ("DELL") THIS DOCUMENT MAY NOT BE TRANSFERRED OR COPIED WITHOUT THE EXPRESS WRITTEN AUTHORIZATION OF DELL. IN ADDITION, NEITHER THIS SHEET NOR THE INFORMATION IT CONTAINS MAY BE USED BY OR DISCLOSED TO ANY THIRD PARTY WITHOUT DELL'S EXPRESS WRITTEN CONSENT.



-DELL- CONFIDENTIAL/PROPRIETARY

Title **Changed-List History 2**

Size Document Number Rev

LA-3301P 0.6

Date: Wednesday, February 28, 2007 Sheet 62 of 62



# Version Change List (P. I. R. List)

Item	Page#	Title	Date	Request Owner	Issue Description	Solution Description	Rev.
29	49	PWR	11/16	DELL	BITS: WI102613 Change PR148 from 10K_0402_1% to 2.2K_0402_5%	change PR148 from 10K 0402 1% (SD03410028L ) to 2.2k 0402 5%(SD02822018L)	0.3
30	45	PWR	11/20	DELL	BITS-WI105401 Add node name +3.3V_ALW2 for the trace connected to the pin 5 (VREF3) of PU20. Populate PC285 with 0.1uF cap.	Add node name +3.3V_ALW2 between pin5 of PU20 and PC285. Populate PC285.	0.3
31	49	PWR	12/06	DELL	BITS-WI106278 make sure that PC113, PC114 and PC379 are X5R/X75 caps, need to stuff PC379.	change PC379 is populated.	0.3
32	48	PWR	12/06	DELL	BITS-WI108223 Change PC187 from 10nF to 15nF. Change PR258 from 2.21K to 1.69K. Populate PR516 with 1K resistor. Populate C413 with 0.01uF.	change PR187 from 10nF(SE076103K8L) to 15nF(SE076153K8L). change PR258 from 2.21K(SD03422118L) to 1.69K(SD00000JB8L). populate PC413. populate PR516.	0.3
33	49	PWR	01/25	ELICK	change to new part number for PSL	change PR138 from SD021100D8L to SD021100D3L(S RES 1W .01 +-1% 2512 FOR M08 PROJECTS) change PR145 from SD021100D8L to SD021100D3L(S RES 1W .01 +-1% 2512 FOR M08 PROJECTS)	0.4
34	45/47	PWR	02/05	DELL	BITS-WI119945 Increase current limits for 3.3V and 1.5V regulators.	change PR382 from 226K to 267k (SD02822018L). Change PR408 from 82.5K to 100K(SD03410038L).	0.4
35	49	PWR	02/06	DELL	additional 1206 resistor on +VCHGR for Maxim solution.	add an unpopulation PR520 (1.8K 1206 1%(SD00000JN8L))between +VCHGR to PGND.	0.4
36	49	PWR	02/12	DELL	delete 1206 resistor on +VCHGR not to implement for Maxim solution.	delete an unpopulate PR520 (1.8K 1206 1%(SD00000JN8L))between +VCHGR to PGND.	0.4
					<a href="https://t.me/schematicslaptop">https://t.me/schematicslaptop</a> <a href="https://t.me/biosarchive">https://t.me/biosarchive</a>	<a href="https://t.me/schematicslaptop">https://t.me/schematicslaptop</a> <a href="https://t.me/biosarchive">https://t.me/biosarchive</a>	

PROPRIETARY NOTE: THIS SHEET OF ENGINEERING DRAWING AND SPECIFICATIONS CONTAINS CONFIDENTIAL TRADE SECRET AND OTHER PROPRIETARY INFORMATION OF DELL INC. ("DELL") THIS DOCUMENT MAY NOT BE TRANSFERRED OR COPIED WITHOUT THE EXPRESS WRITTEN AUTHORIZATION OF DELL. IN ADDITION, NEITHER THIS SHEET NOR THE INFORMATION IT CONTAINS MAY BE USED BY OR DISCLOSED TO ANY THIRD PARTY WITHOUT DELL'S EXPRESS WRITTEN CONSENT.

DELL CONFIDENTIAL/PROPRIETARY			
Title <b>Changed-List History 3</b>			
Size	Document Number		Rev
	<b>LA-3301P</b>		<b>0.6</b>
Date:	Wednesday, February 28, 2007		
Sheet	58	of	58